







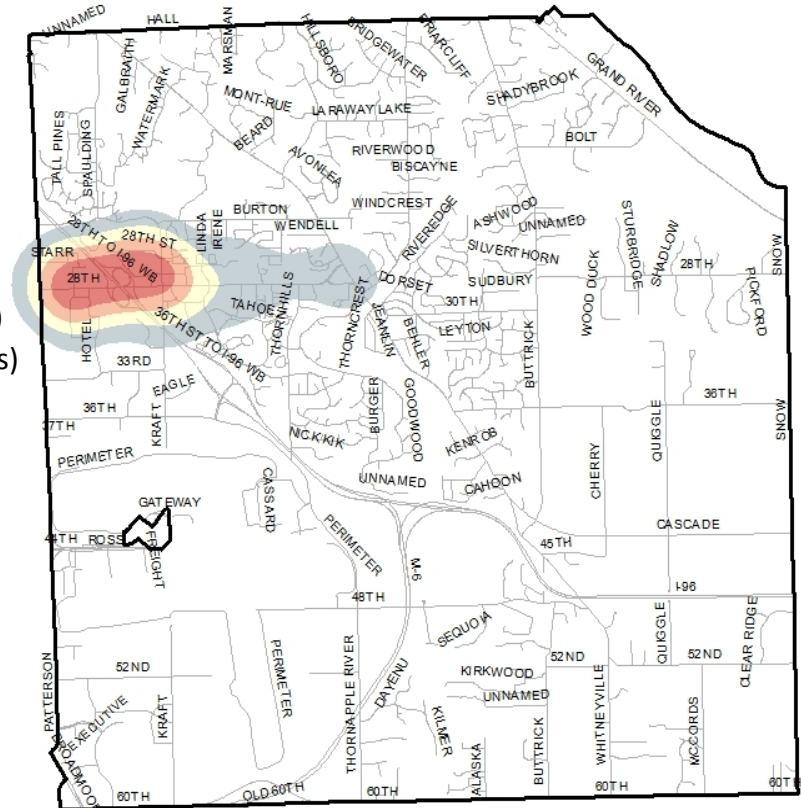








Kent County Sheriff's Office

Calls for Service "Hotspot" Map

- 
- 
- **Total Reported Offenses: 291 (4th)**
- **Top 3 Calls For Service:** 
 1. Alarm (199 Calls)
 2. Suspicious Condition/Noise/Subject (102 Calls)
 3. Fraud - Embezzlement, Forgery, Retail (70 Calls)
- **Top 3 Repeat Call Addresses:** 
 1. 5100 Blk 28th St SE (93 Calls)
 2. 5500 Blk 28th St SE (76 Calls)
 3. 4900 Blk 28th St SE (39 Calls)
- **Top 3 Responding Units:** 
 1. 4121 (223 Calls)
 2. 4321 (220 Calls)
 3. 4225 (172 Calls)
- **Avg. # of Units Assigned Per Call: 1.90**
- **Avg. Hold Time: 6 Min, 47 Seconds** 
- **Avg Response Time: 17 Min, 10 Seconds** 
- **Top 3 Crimes** 
 1. Retail Fraud - 39
 2. Larceny from Motor Vehicle - 29
 3. Domestic Simple Assault - 24
- **Total Detective Bureau Time: 238 Hours (5th)**



Legend

-  Low Density
-  Medium
-  Medium High
-  High Density



Click on flame for hotspot details