

AMENDED AGENDA

**CASCADE CHARTER TOWNSHIP
REGULAR BOARD MEETING**

Wednesday, June 14, 2023

7:00 P.M.

Wisner Center

2870 Jacksmith Drive SE, Grand Rapids 49546

Public may access the meeting via video conference software Zoom

<https://us02web.zoom.us/j/81664603678>

Meeting ID: 816 6460 3678

By Phone: 1 312 626 6799

Expected Meeting Procedures

1. During public comments you may speak on any item not noted on the agenda for a public hearing.
2. Please limit comments to 3 minutes per person and the Board may or may not choose to respond.
3. Please limit your comments to a specific issue.
4. Please turn OFF cellular phones.

Article 1. Call to Order, Roll Call

Article 2. Pledge of Allegiance to the Flag

Article 3. Approval of Agenda

Article 4. Presentations

- a. Elvia Myers – KDL Community Reports
- b. 2022 Annual Audit

Article 5. Public Comments - Anything on the Agenda not scheduled for a public hearing. (Limit comments to 3 minutes)

Article 6. Approval of Consent Agenda

- a. Receive and File Minutes
 1. Township Board Meeting – 5/24/23
 2. Planning Commission – 5/1/23 & 5/15/23
- b. Receive and File Reports
 1. Treasurer’s Department – April 2023
 2. Building Department – May 2023
- c. Receive and File Education Requests
 1. Todd Stevenson & Josh Dettwiler – NFPA 1700-Evidence-Based Structural Firefighting – June 24-25, 2023 – Valparaiso, IN
- d. Receive and File Communication
 - 1.

Article 7. Financial Actions

Township Board Agenda

June 14, 2023

Page - 1

- a. Consider Approval of April 2023 Financial Statements
- b. Consider Approval of May 2023 Payables, Payroll and Transfers

Article 8. Unfinished Business

Article 9. New Business

049-2023 Consider a Resolution to Approve an Amendment to the Township Master Plan (Roll Call)

050-2023 Consider a Parks Committee Appointment

049-2023 Consider a Resolution to Approve an Amendment to the Township Master Plan (Roll Call)

Article 10. Discussion

1. Cascade Charter Township Business Liquor License

Article 11. Public Comments – Any comments...whether it is on the agenda or not. (Limit comments to 3 minutes)

Article 12. Manager Comments

Article 13. Board Member Comments


Article 14. Adjournment

A child is seen from behind, sitting on a grassy area. They are wearing a blue denim bucket hat with a bow at the back and a light-colored, textured knit sweater. Several colorful books are scattered on the grass around them. The background is a lush green lawn.

2022

Community Report

Kent
District
Library



Kent District Library has again been recognized as one of America's Star Libraries, as rated by the Library Journal Index of Public Library Service. This time, KDL received the highest five-star rating. This award is a reflection that people use and place a high value on the services that they get from Kent District Library.



We exist to further all people.

2022 at a Glance.....	4-5
Strategic Plan Progress.....	6-9
Impact Stories.....	10-15
Return on Investment.....	16
System-Wide Statistics.....	17-19
Branch Statistics.....	20-40
Talking Book and Braille Center Statistics.....	41
Municipality Statistics.....	42-44
Service Area Map.....	45
Peer Comparison.....	46-47

2022 was an awesome year! The average KDL user saved \$1,348 in 2022 by checking out physical and digital items. We partnered with the West Michigan Whitecaps for Summer Wonder and had over 16,000 completers. Over 20,000 new library cards were issued!

Some of our best work this past year included the initiatives set forth in our Strategic Plan. The pillars of the plan include Equity, Diversity & Inclusion (EDI); Engagement & Service; and Sustainability. Our 2022 accomplishments include:

- Patrons enjoyed a variety of culturally diverse programs and presenters as part of the annual Summer Wonder programming. Of these, an especially popular event was the Native American Dancers: Marca and Reg Pettibone.
- We continued to increase staff Cultural Intelligence (CQ) by offering quarterly staff trainings called Paradigm. Focuses included mental health, understanding age diversity and ageism, honoring the Asian American and Pacific Islander community, and understanding Hispanic and Latin culture.
- By listening to and learning from patrons, we clarified what excellent service looks like. This included developing new integrated strategies for communicating staff service expectations while retaining the spirit of “The KDL Way.”
- The new cardholder orientation/onboarding was revamped, identifying areas of interest upon sign-up to better personalize services and resources.
- We partnered with local healthcare organizations to give early literacy kits to new parents, including a board book for babies to help foster early relationships with the library.
- And so much more!

Our work isn't over! As we move into the final year of our three-year strategic plan, we have exciting plans. In 2023, we will revamp our 1,000 Books Before Kindergarten program, intentionally deepen relationships with Kent County communities by focusing on one community at a time, make the library more accessible by including more translated services, hold a new cardholder drive to engage people who may have antiquated views of the library and so much more.



Onward and upward,

Lance Werner
Executive Director

2022 at a Glance

JANUARY

- **Let It Snow returned.** Over 3,400 participants read books from various reading categories and earned a free mug.
- **Due to increased COVID-19 rates, KDL paused in-person programming.** The library remained open with all other services and resources available during normal hours of operation – only in-person, indoor programs were affected.
- **KDL Executive Director Lance Werner was selected to serve as a delegate on the Online Computer Library Center (OCLC) Americas Regional Council.** OCLC is a global library cooperative that provides shared technology services, original research and community programs for its membership and the library community at large.
- **Kent District Library celebrated a record-breaking one million digital book checkouts in 2021.** This milestone illustrated the continued growth and importance of library digital lending of ebooks and audiobooks.

FEBRUARY

- **KDL patrons were given the opportunity to enjoy 30,000+ free videos from Kanopy,** a new streaming collection of high-quality films that inspire, educate and entertain.
- **Sensory Storytime was introduced to help children that may need extra sensory support.** Sensory Storytime combines traditional storytime components with sensory elements to enhance the experience... all online from the comfort of your own home.
- **KDL announced the winners of the tenth annual Write Michigan Short Story Contest.** Almost 1,200 writers from across the state entered the contest.
- **Indoor programming resumed on February 28.**

MARCH

- **Kent District Library added ASLdeafined to its collection of free online resources.** The content is for anyone who wishes to learn American Sign Language, regardless of age. This resource was created by and for the Deaf and Hard of Hearing community.
- **KDL's Career Online High School began offering an Introduction to Manufacturing career certificate as an option for Career Online High School students.** The manufacturing certificate program teaches students manufacturing concepts and prepares them for entry level employment in the manufacturing industry.

- **KDL accepted submissions from local musicians for its Vibes music streaming collection.** KDL Vibes is a streaming platform (vibes.kdl.org) that features 601 songs from 69 local artists that were streamed 5,861 times in 2022.

APRIL

- **KDL launched iVOX,** a book app which uses the latest in storytelling technology to delight and engage curious young minds. Children ages 2-10 can follow along with a story while interacting with its characters and scenes – immersing them in the narrative like never before.
- **KDL announced the winners of the 6th Annual “Book Inspired Brewing” competition.** KDL called on home brewers to enter this unique competition – creating a beer inspired by their favorite book titles or authors. Winners got a chance to brew a scaled-up version of their winning beer with professional brewers at one of our four brewery partners.
- **The Write Michigan Teen Poetry Contest and Slam** were back this year, and received the most poems in the history of the competition: 562 submissions!
- **KDL partnered with The Steve & Amy Van Andel Foundation and Frederik Meijer Gardens & Sculpture Park to present Concerts for the Community.** This program provided concert tickets, food and transportation to guests that may not otherwise have had the opportunity to attend a summer concert. It was designed exclusively for those facing economic hardship and is meant to diversify community exposure to world-class live music. KDL partnered with 13 organizations and over 500 people attended the free concerts.

MAY

- **Community Reads Author Angeline Boulley visited the Grandville Branch.** Patrons had the chance to meet Angeline Boulley, 2022 Michigan Notable Book winner, New York Times bestselling author and writer of this year's Community Reads choice, *Firekeeper's Daughter*.
 - **KDL launched the KDL App, which makes common library tasks faster and easier.** The app keeps patrons logged in, making it faster for them to view their holds, due dates, local events and more. Patrons now have a digital library card that goes with them wherever they go!
 - **Every KDL branch installed a hygiene locker** stocked with items like tampons, deodorant, oral hygiene products and more. Patrons may take what they need without having to ask a staff person. The lockers are located in an accessible area in each of KDL's branches.
- ## JUNE
- **Kent District Library took patrons of all ages on a Summer Wonder journey of reading, learning and exploring through the great outdoors!** KDL teamed up with Kent County Parks to offer a spectacular summer of outdoor discovery, scavenger hunts, STEAM activities and lots of fun for everyone.
 - **Kent District Library partnered with Feeding America of West Michigan to present Gather 2 Grow: Lunches at the Library,** a summer food program at 15 KDL branches and the Bookmobile. Anyone 18 years old and younger (or up to age 26 with different mental or physical abilities) could come and pick up a free, nutritious lunch Monday through Friday throughout the summer. Nearly 20,000 meals were served.

JULY

- **KDL was honored to partner with the Cascade Community Foundation (CCF)** on their project, “The Modern Classroom,” a Q&A Livestream. It was a wonderful program that promoted discussion about where education is presently and its future. “The Modern Classroom” included fascinating conversations with education innovators including teachers and librarians.
- **Kent District Library held its first KDL Coaster Art Contest with the theme “Library Love.”** Local artists submitted their original artwork online, and five winners were chosen. Each of the winning designs were featured on 2,500 coasters that were distributed to the KDaLe brewery partners.

AUGUST

- **KDL celebrated the success of Summer Wonder!** An estimated 19,000 people participated, with over 16,000 completing and almost 6,000 achieving Super Reader status.

SEPTEMBER

- **KDL partnered with Library Speakers Consortium to present Author Talks,** which allow patrons to enjoy engaging online conversations with award-winning, best-selling authors. KDL streamed eleven authors in 2022. These are live events with interactive Q&A sessions where patrons can ask questions directly to the author.
- **KDL teamed up with Spectrum Health to present three six-week series on mental health.** The series focused on Caregiver Support, Senior Life Transitions and Parenting Adolescents.

- **Kent District Library and World Affairs Council of Western Michigan presented Communities by Design,** a three-part, in-person series for municipal leaders, planners, visionaries and residents who cherish a home community that is equitable, just and sustainable.
- **KDL began accepting entries to the 11th annual Write Michigan Short Story Contest.** This statewide contest gives Michigan writers of all ages the chance to get published and win cash prizes.
- **Kent District Library awarded Glasmiri Jaglowski and the Literacy Center of West Michigan with the first Literacy Champion Awards.** Jaglowski, a nurse technician at Mary Free Bed Hospital, received the individual award, and The Literacy Center of West Michigan received the organization award.

OCTOBER

- **KDL held a Teen Photo Challenge.** There were 115 amazing photos submitted to the contest in three categories – black and white, nature in your neighborhood and repetition of objects. Winners received a \$25 Meijer gift card.

NOVEMBER

- **KDL's podcast Stump the Librarian returned for a third season.** KDL Librarians answer questions submitted by young patrons.

DECEMBER

- **Kent District Library was recognized as one of America's Star Libraries,** as rated by the Library Journal Index of Public Library Service. KDL received the highest score, a five-star rating. KDL was compared to other libraries with similar annual expenditures and received the top honor due to the extent that KDL patrons use the library.

Strategic Plan Progress

PURPOSE: We exist to further all people.

VISION: KDL will be an indispensable community resource for enriching lives through access to personal discovery for all.

The initiatives in the second year of the three-year strategic plan are delivering value and impact for individuals and strengthening our community.

For additional details, including quarterly updates, see kdl.org/strategic-plan.

Equity, Diversity and Inclusion

Align all library services, staffing makeup and partnerships to be reflective and inclusive of the diverse communities we serve.

INITIATIVE #1: Design and implement a travel-themed program for Summer Wonder that moves from region to region, including food, drink, reading, music and history. The program will be highly social, will foster relationships and will educate the community on what types of cultural diversity and ethnic groups we have in our communities, as well as the special traditions they celebrate.

STATUS: Completed. KDL presented a variety of culturally diverse programs and presenters as part of the annual Summer Wonder programming. Among them, an especially popular event were Native American Dancers Marca and Reg Pettibone. Funded in part by Michigan Humanities (affiliate of the National Endowment of the Humanities), the dancers educated audiences on the true native culture of dance, song and story.

INITIATIVE #2: Continue quarterly Paradigm trainings and discussions with the expectation of 100% (88% with turnover and leaves factored in) employee engagement.

STATUS: Completed. For the past two years, KDL staff have taken training through the Paradigm REACH platform and have been educated on equity, diversity and inclusion (EDI) topics that promote our core values of helpfulness, courageousness, authenticity, inclusivity and positivity. Training consisted of short videos, documents and resource lists (movies, podcasts, social media accounts), all with the purpose of furthering understanding of topics such as microaggressions, unconscious bias and inclusive language.

Engagement and Service

Increase the value delivered to the community by focusing on demonstrated needs.

INITIATIVE #3: Clarify what excellent service looks like in each role and task and create role guides. Identify how service has been impacted by COVID-19 and how KDL can proactively incorporate changes and document these changes in a clear, easy way for staff in a revision of the KDL Way Toolkit.

STATUS: In Progress. In the fall of 2022, KDL debuted 27 core service fundamentals to staff, all of which reinforce KDL's basic goal to "Go Further with Service." Since then, KDL has continued to search for ways to integrate fundamentals into day-to-day operations, such as by introducing service scenarios that will spur ongoing training conversations and create a culture where service is consistently talked about and improved upon. Work will continue on this into early 2023.

INITIATIVE #4: Revamp new cardholder orientation/onboarding. Identify areas of patron interest upon sign-up, train staff to promote materials of interest, give patrons a tour, and identify and promote branch-specific "member" perks to build awareness of KDL's many services and programs and build strong relationships.

STATUS: Completed. A new process for welcoming new (and renewing) cardholders has officially been launched in every KDL branch. Branches are working to fine-tune these new processes according to what works best for their communities, as well as learning to read the social cues of users in such a way that each and every welcome experience can be tailored to fit the person who receives it.

Engagement and Service (continued)

Increase the value delivered to the community by focusing on demonstrated needs.

INITIATIVE #5: Partner with local health organizations to give early literacy kits to new parents containing information about Kent County Success Basics, information about KDL's physical and digital resources and programs, library card applications and a board book to help foster early relationships with the library.

STATUS: Completed. What started as a partnership with St. Mary's Foundation quickly became a project establishing partnerships between the library and various healthcare partners in the area (Great Start Collaborative, St. Mary's Foundation, Kent County Health Department, etc.) to provide early literacy resources to qualifying West Michigan families, inviting them into the library space at a time when they may need to feel more support and connection with community resources than ever before.

Sustainability

Evaluate and streamline operational, environmental and fundraising processes to ensure a sustainable library.

INITIATIVE #6: Develop a process for planning and tracking relationship management with community resource partnerships and activities that incorporate a Customer Relationship Management (CRM) system so all departments have a better picture of patrons' cross-functional library involvement.

STATUS: In Progress. The search for CRM software that works best for KDL has been ongoing. Guided by a list of the library's specific needs and wants, KDL has set up several introductory meetings and demos with vendors. This project is now slated for completion in late March 2023.

INITIATIVE #7: Establish a library ambassador pilot program to convert library lovers into strong advocates and develop referrals for volunteering and fund development. This program will enhance our volunteer program and train volunteers to reach out to their friends, local businesses and schools to help spread awareness of KDL services and offerings. Ambassadors will be granted first access to KDL swag, special events, etc.

STATUS: In Progress. With no clear or consistent way for library advocates and "power users" to get involved in supporting the library (other than by donating funds or volunteering sporadically as opportunities arise), KDL is pursuing this initiative with the goal of enhancing KDL's existing volunteer program and engaging more patrons. A pilot program is set to begin in late February, wherein ten volunteers will be chosen and trained as ambassadors, covering topics from KDL Way service expectations to how to properly use and navigate VolunteerHub.

INITIATIVE #8: Assess and refine KDL's purchasing philosophy to mitigate waste, ensure alignment with having a popular materials collection and ensure patrons and staff understand what a popular materials collection is and how to help patrons get materials from other resources.

STATUS: Completed. KDL now has a new webpage (kdl.org/collections) to give patrons a clear understanding of our collection development policies and procedures, with an emphasis on intellectual freedom and what it means to have a popular materials collection. The Collection Development team also created thorough and informative staff trainings on materials selection, finding books in MeL (Michigan eLibrary), patron requests and ebook purchasing to ensure that all KDL staff feel knowledgeable about KDL's collection and equipped to share that knowledge with others in a thoughtful way.

Which library services matter the most to you? When someone signs up for a new library card at KDL, they now select their interests from 14 categories, including music, movies and writing.

This information helps staff members share what services might be most exciting or useful to patrons. New cardholders also get to spin the prize wheel!



Everyone who walks into a library can find resources and activities that they're interested in. Because we literally offer millions of things, we've launched a new onboarding process that helps people navigate the immense collection to find what they're looking for, and hopefully a pleasant surprise or two along the way. You don't need to be a new card holder to accomplish this. Just ask anyone at your local branch and they'll let you spin the Wheel of Wonder, too.

Welcome to KDL: Getting a new library card has become more personal and fun.

"I love the energy this new process brings to the card sign-up process. It gets people excited and engaged from their very first visit. A warm welcome is the spirit of Kent District Library."



Morgan Hanks | User Experience Manager

KDL is proud to partner with local health organizations and early learning service providers to connect with families with newborns. New parents within Kent County receive a carefully chosen board book and information about relevant library resources, including Storytimes, Mama Bear and Baby Cub Support Groups, and many other services and materials for families with little ones. No one is too young to be positively impacted by the library.

Books for Babies

“The gift of these books allows us to get a book into the hands of young families right away. We know literacy is so important. We get new families excited about the library with a parent kit, and we are able to include a book that builds excitement for reading and introduces them to the public library.”

Paula Brown | Director for Great Start Collaborative of Kent County



According to 2022 M-STEP school tests, only 43% of 3rd graders are proficient in English Language Arts or reading. There are many factors that impact childhood literacy rates, and many of them go all the way back to the womb. The greatest amount of brain growth occurs between birth and age five. In fact, by age three, roughly 85% of the brain's core structure is formed. This is why early literacy is so important!





Glasmiri Jaglowski and the Literacy Center of West Michigan received KDL's first Literacy Champion Awards. Jaglowski, a nurse technician at Mary Free Bed Hospital, received the individual award, and The Literacy Center of West Michigan received the organization award. KDL is honored to shine a light on those who go above and beyond to help and inspire readers in all walks of life.

Literacy Champions

This year, KDL introduced the Literacy Champion Award for outstanding leadership and advocacy of literacy. The award goes to one individual and one organization who does or has done something exceptional to promote literacy. Winners were selected from public nominations by a panel from KDL and its Board of Trustees.



"Being recognized by other reading enthusiasts is an honor and privilege. KDL has given me the opportunity to be a continuous learner and share my passion with others."

Glasmiri Jaglowski | Nurse technician at Mary Free Bed Hospital



"Literacy changes not only how we communicate but how we live; it aids our ability to find work, navigate health care and help our children with their education. We so appreciate KDL's partnership and recognition of the importance of providing adult literacy support for our community."

Wendy Falb | Executive director of Literacy Center of West Michigan

Finalists in the individual category included Rachel DeKuiper (Rockford Public Schools), Rachele McKissick-Harris (Education Beyond the Classroom, LLC), Henry Stallings (Grandville East Elementary) and Carrie Davies (Northview Public Schools). Organization finalists included Men of Color Read, Family Futures - Healthy Families Kent County Program, GV NextEd Co-Lab and Grandville Public Schools.

The Literacy Champion Awards were given out at KDL's Literary Libations Gala.



Since its founding in 1986, the Literacy Center of West Michigan has been working alongside community members as they improve their reading and language skills.



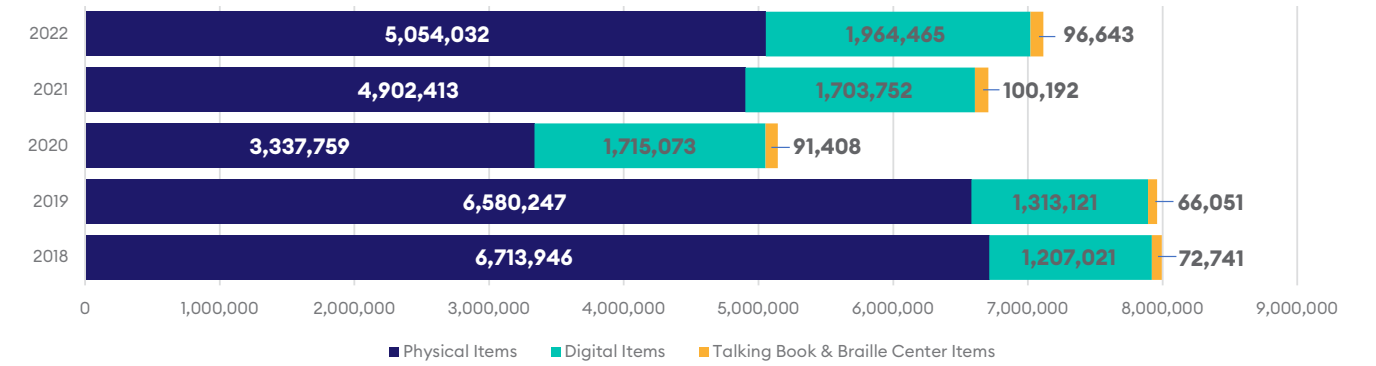
Return on Investment

Library users saved \$85,199,127 in 2022 by checking out physical materials and digital items. The return on investment for taxpayers is much greater when you add the value derived from using computers, printers, study rooms, programs, outreach services, online databases and the personal service of library staff.

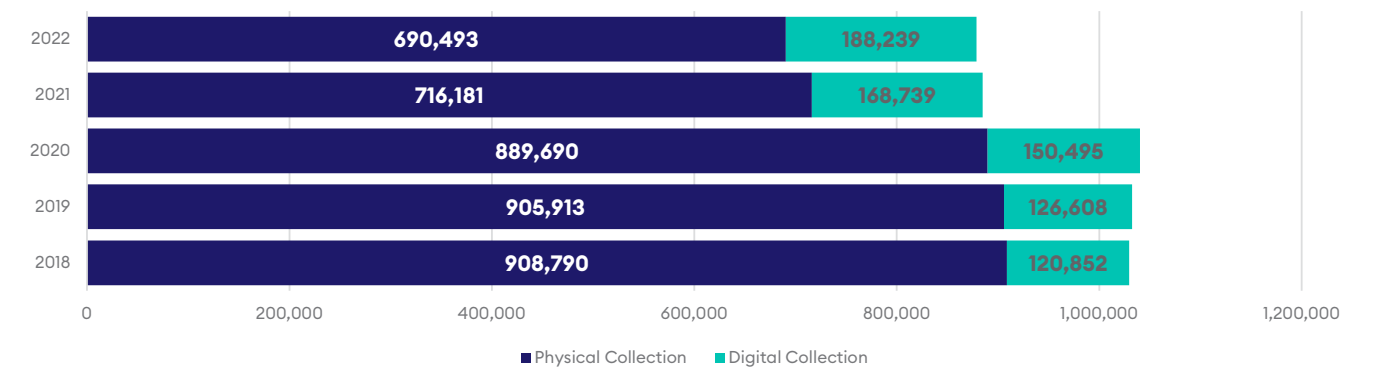
	2021	2022
Physical Items Checked Out (Does Not Include Renewals)	2,728,293	2,747,973
Total Estimated Value of Physical Items Checked Out	\$51,347,428	\$53,416,086
Users Who Checked Out Physical Items	68,334	75,765
Average Value per User for Physical Items	\$751	\$705
Digital Items Checked Out	1,703,752	1,964,465
Total Estimated Value of Digital Items Checked Out	\$27,036,049	\$31,783,041
Users Who Checked Out Digital Items	45,448	49,408
Average Value per User for Digital Items	\$595	\$643
Total Average Value per User for Physical and Digital Items	\$1,346	\$1,348

System-Wide Statistics

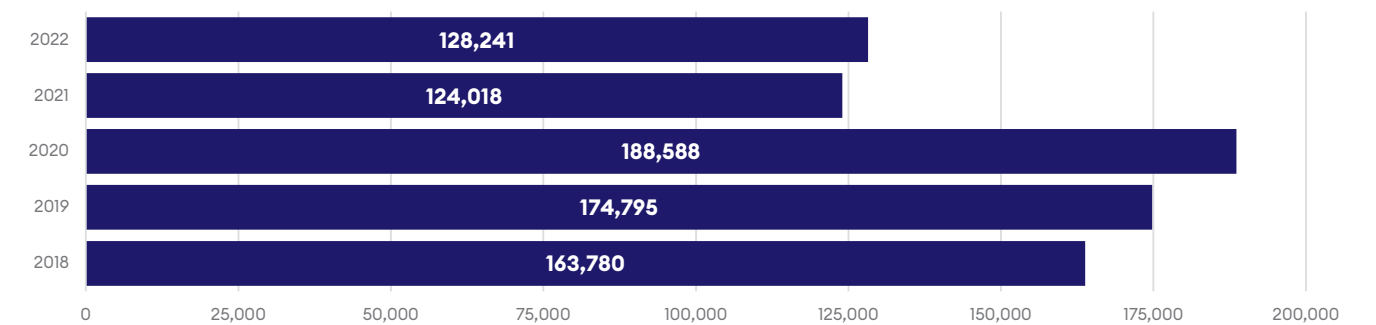
Physical and Digital Circulation



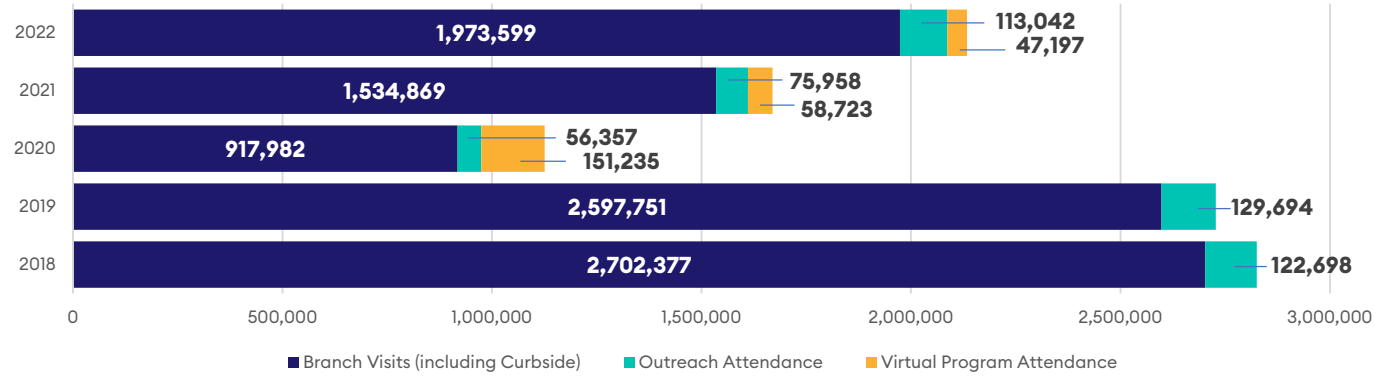
Collection Items



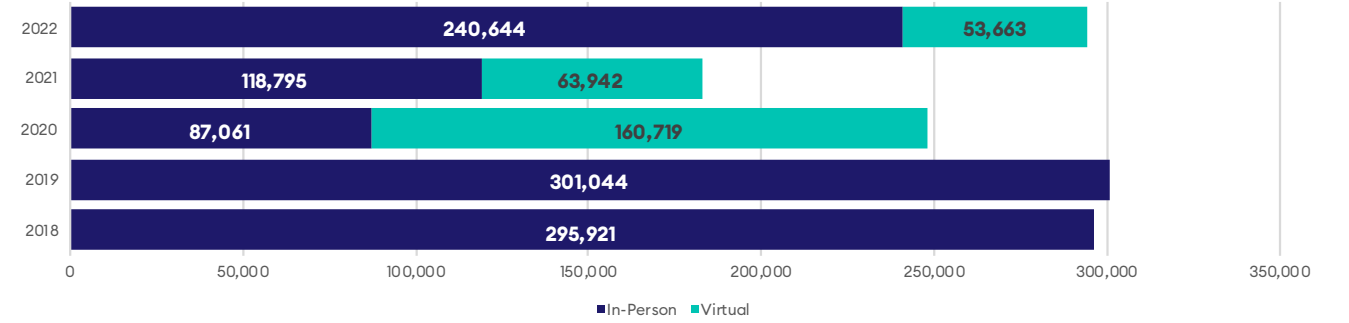
KDL Active Cardholders



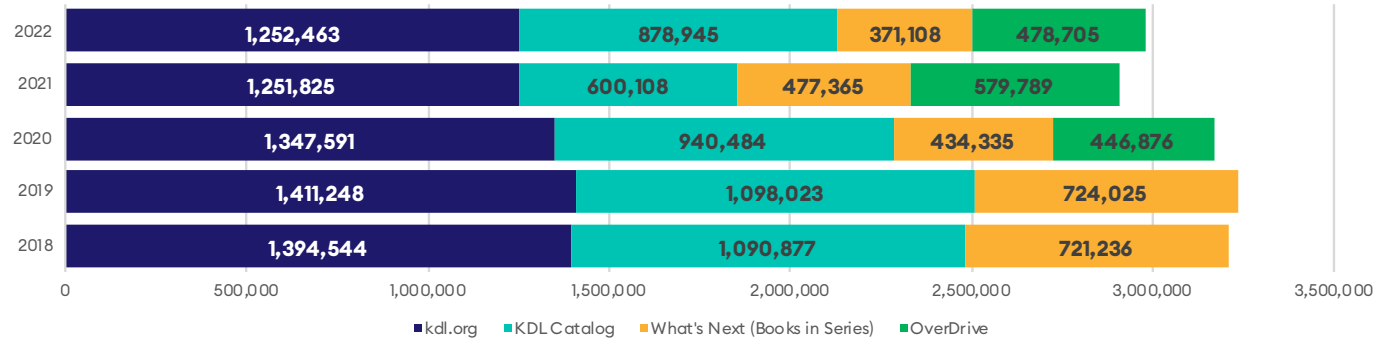
People Served



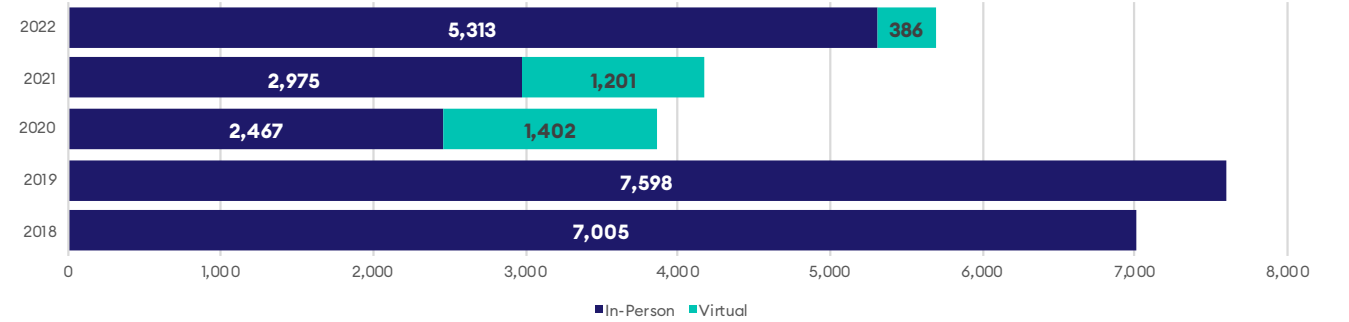
Program and Outreach Attendance



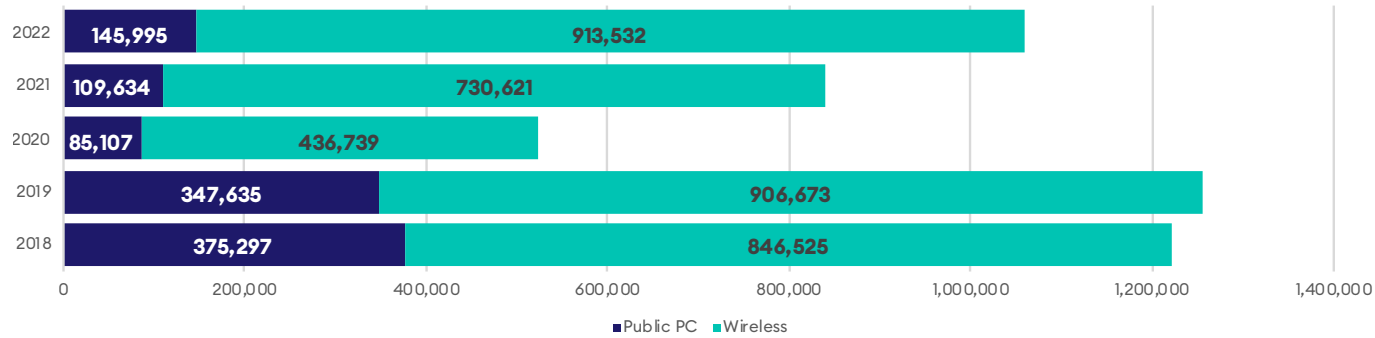
Online Visits



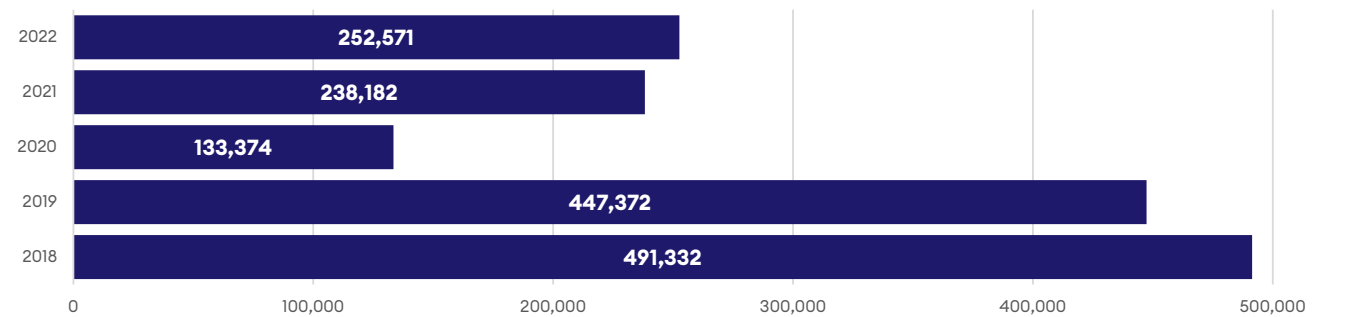
Program and Outreach Events



Computer Log-Ins

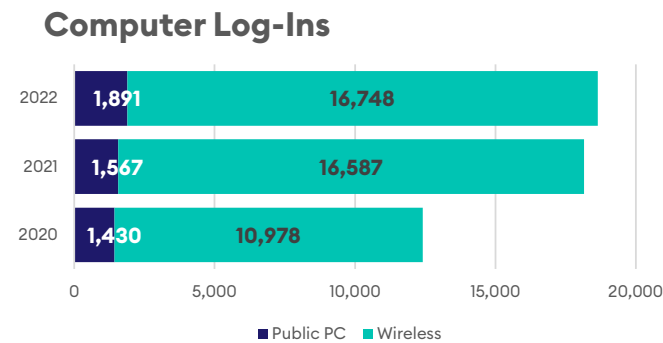
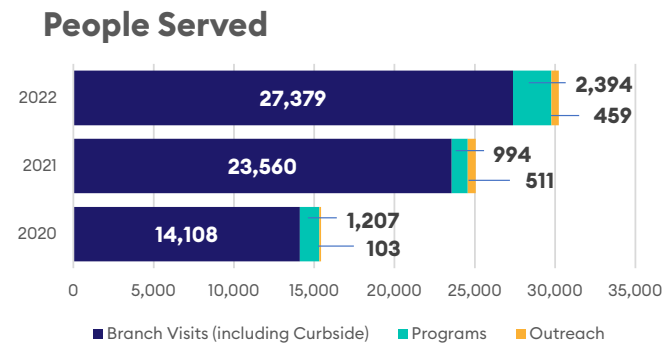
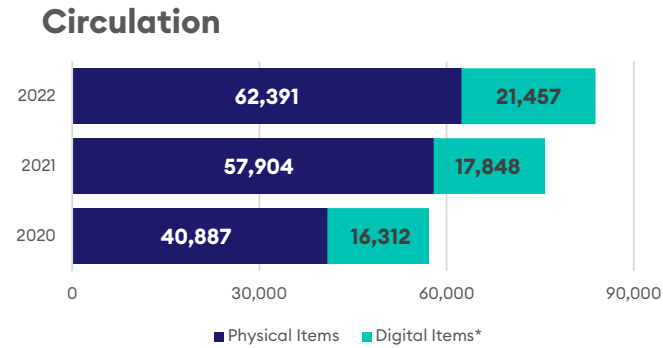


Reference Questions



Alpine Township Branch Statistics

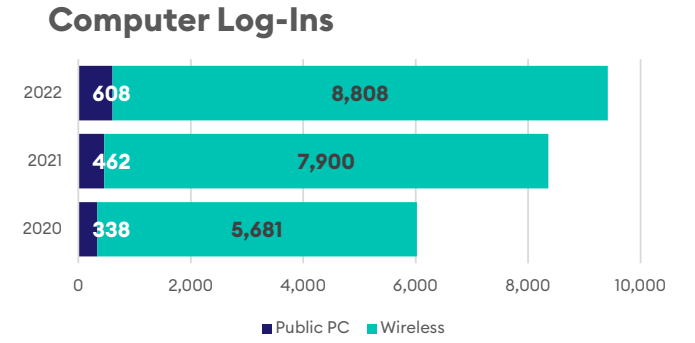
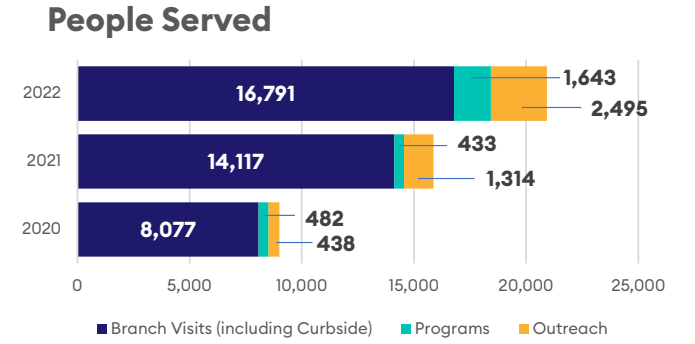
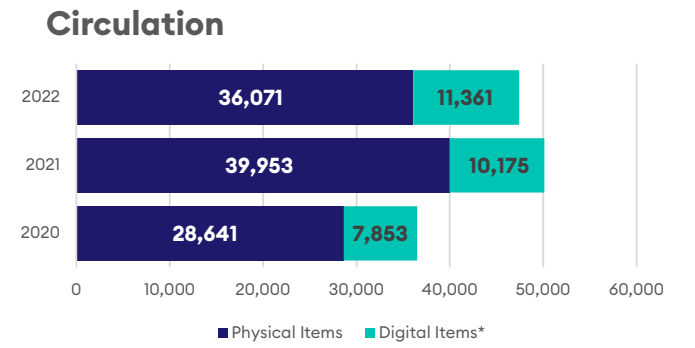
Regional Manager I:Liz Knapp
 Regional Manager II:Craig Buno
 Physical Collection Size:9,438 (1.4% of total)
 Building Size:4,862 sq ft
 Public Computers:6
 Staff:4.3 FTEs
 Open Hours:40 hrs/wk



*2020 data is a combination of cloudLibrary and OverDrive and 2021-2022 is OverDrive only. Does not include hoopla and other digital resources.

Alto Township Branch Statistics

Regional Manager I:Sandy Graham
 Regional Manager II:Kurt Lardie
 Physical Collection Size:10,954 (1.6% of total)
 Building Size:5,795 sq ft
 Public Computers:3
 Staff:3.0 FTEs
 Open Hours:38.5 hrs/wk



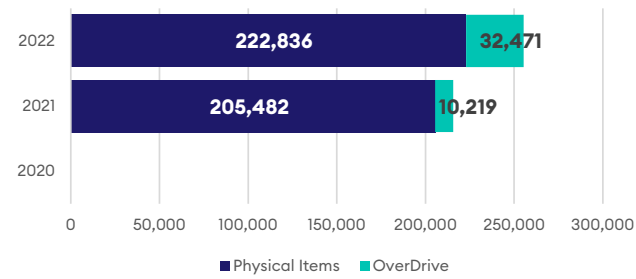
*2020 data is a combination of cloudLibrary and OverDrive and 2021-2022 is OverDrive only. Does not include hoopla and other digital resources.

Amy Van Andel Library Statistics

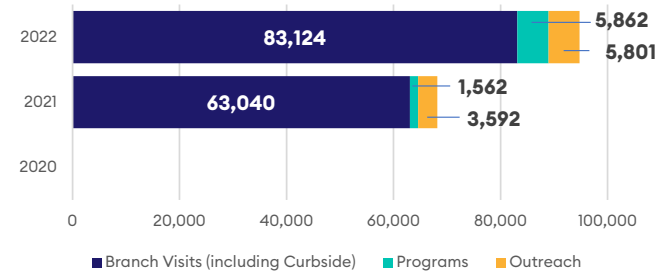
Regional Manager I:Scott Ninemeier
 Regional Manager II:Shaunna Martz
 Physical Collection Size:23,507 (3.4% of total)
 Building Size:25,786 sq ft
 Public Computers:8
 Staff:8.9 FTEs
 Open Hours:49 hrs/wk



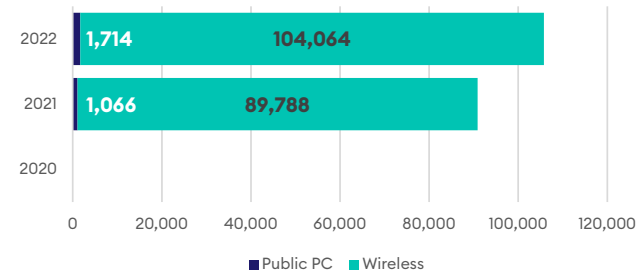
Circulation



People Served



Computer Log-Ins



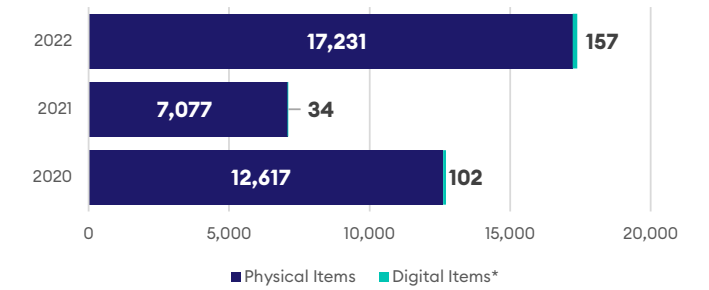
*2020 data is a combination of cloudLibrary and OverDrive and 2021-2022 is OverDrive only. Does not include hoopla and other digital resources.

Bookmobile Statistics

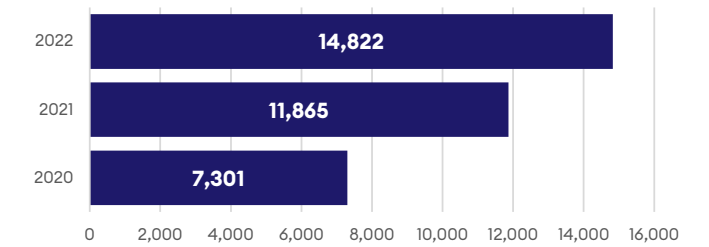
Community Engagement
 Manager:Sara Proaño
 Physical Collection Size:6,247 (0.9% of total)
 Vehicle Size:306 sq ft
 Public Computers:0
 Staff:3.0 FTEs
 Open Hours:Varies



Circulation



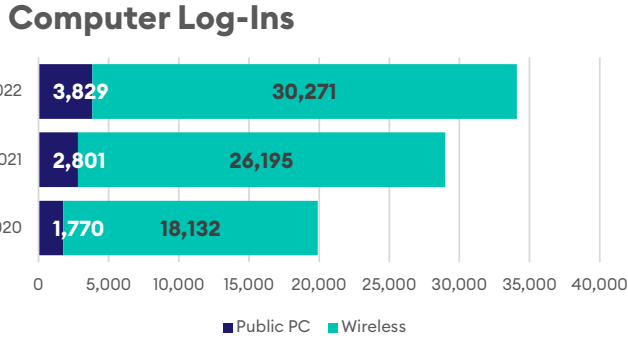
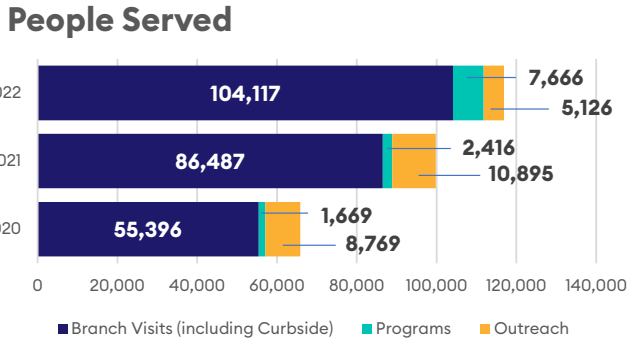
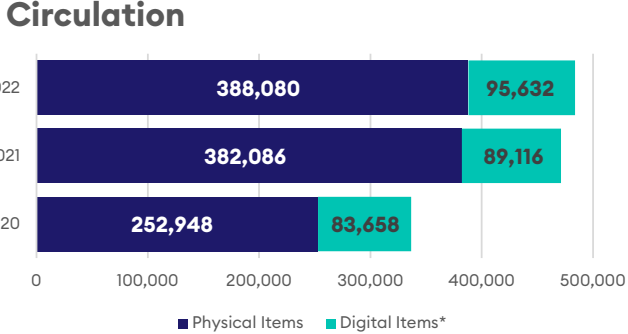
People Served



*2020 data is a combination of cloudLibrary and OverDrive and 2021-2022 is OverDrive only. Does not include hoopla and other digital resources.

Byron Township Branch Statistics

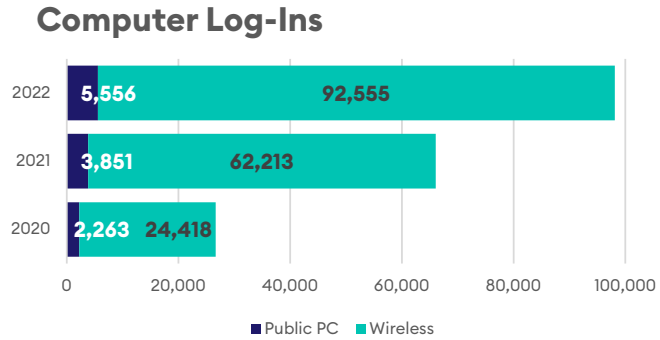
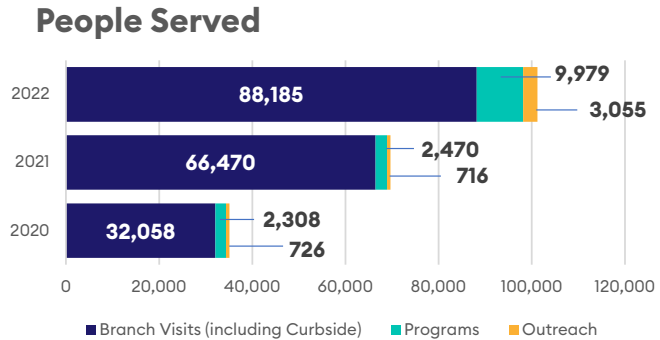
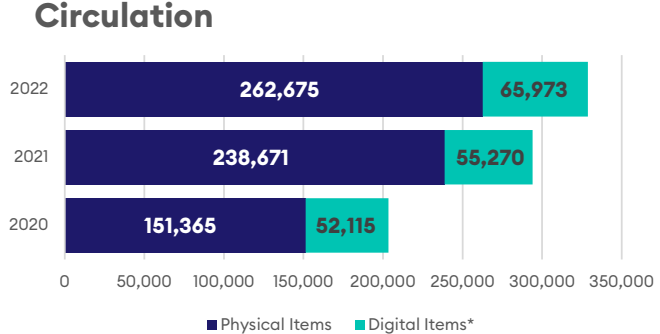
Regional Manager I:Josh Bernstein
 Regional Manager II:Eric DeHaan
 Physical Collection Size:45,028 (6.5% of total)
 Building Size:13,600 sq ft
 Public Computers:7
 Staff:9.2 FTEs
 Open Hours:54.5 hrs/wk



*2020 data is a combination of cloudLibrary and OverDrive and 2021-2022 is OverDrive only. Does not include hoopla and other digital resources.

Caledonia Township Branch Statistics

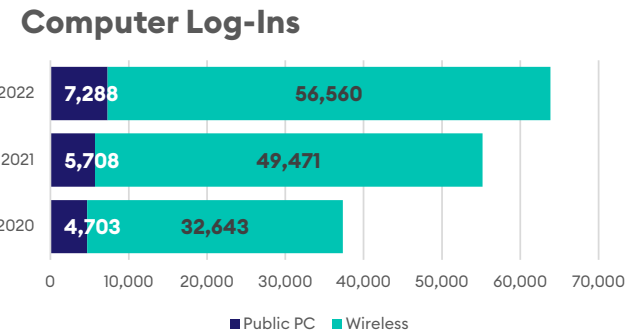
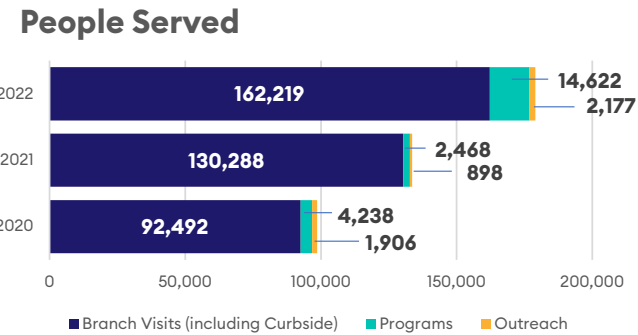
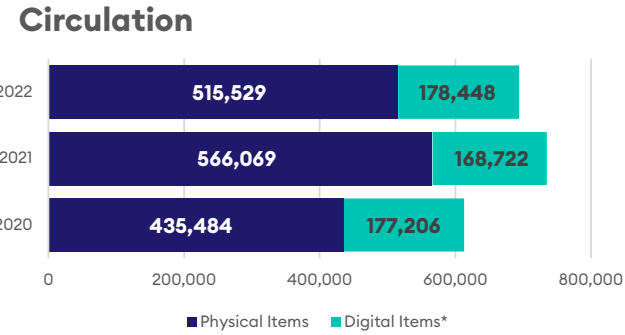
Regional Manager I:Lulu Brown
 Regional Manager II:Ashley Smolinski
 Physical Collection Size:28,919 (4.2% of total)
 Building Size:15,464 sq ft
 Public Computers:14
 Staff:8.0 FTEs
 Open Hours:49 hrs/wk



*2020 data is a combination of cloudLibrary and OverDrive and 2021-2022 is OverDrive only. Does not include hoopla and other digital resources.

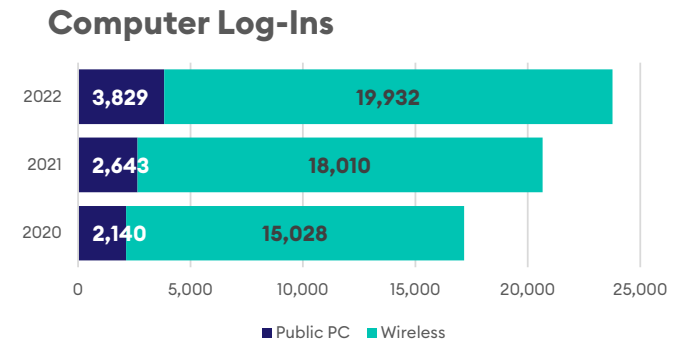
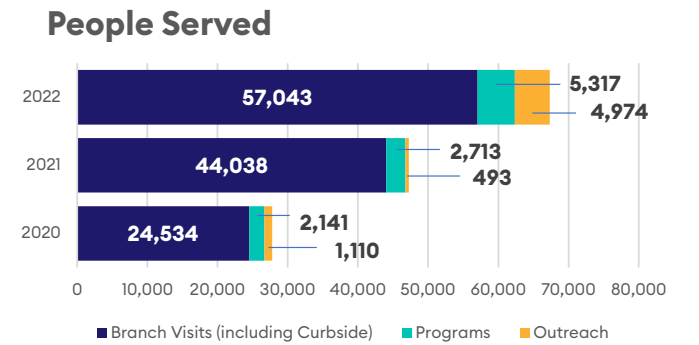
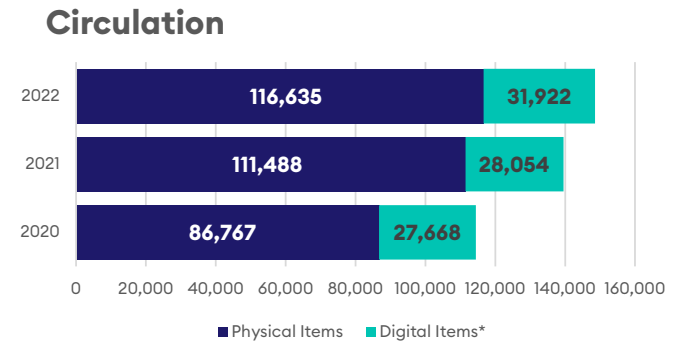
Cascade Township Branch Statistics

Regional Manager I:Lulu Brown
 Regional Manager II:Ashley Smolinski
 Physical Collection Size:71,457 (10.3% of total)
 Building Size:30,400 sq ft
 Public Computers:12
 Staff:17.6 FTEs
 Open Hours:62 hrs/wk



Comstock Park Branch Statistics

Regional Manager I:Penni Zurgable
 Regional Manager II:Tricia Hetrick
 Physical Collection Size:15,945 (2.3% of total)
 Building Size:4,095 sq ft
 Public Computers:7
 Staff:6.8 FTEs
 Open Hours:45.5 hrs/wk

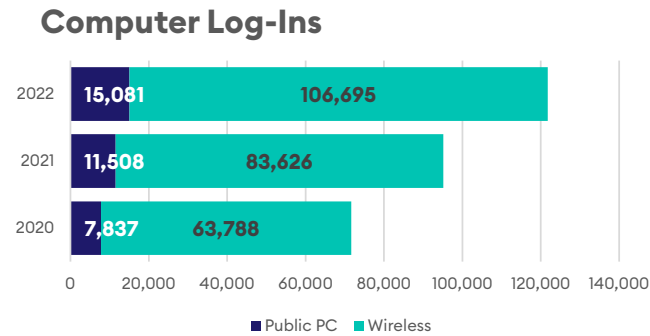
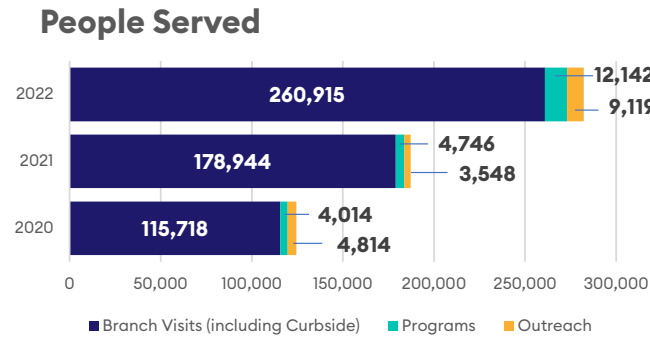
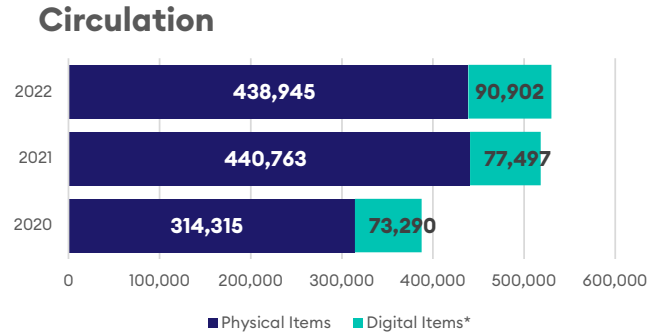


*2020 data is a combination of cloudLibrary and OverDrive and 2021-2022 is OverDrive only. Does not include hoopla and other digital resources.

*2020 data is a combination of cloudLibrary and OverDrive and 2021-2022 is OverDrive only. Does not include hoopla and other digital resources.

East Grand Rapids Branch Statistics

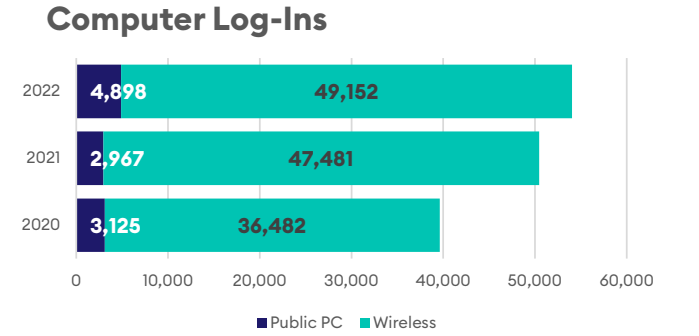
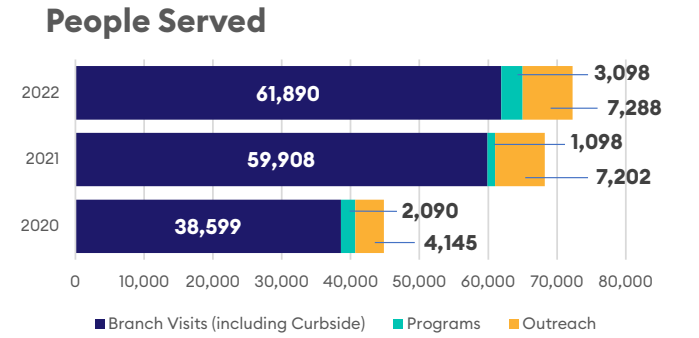
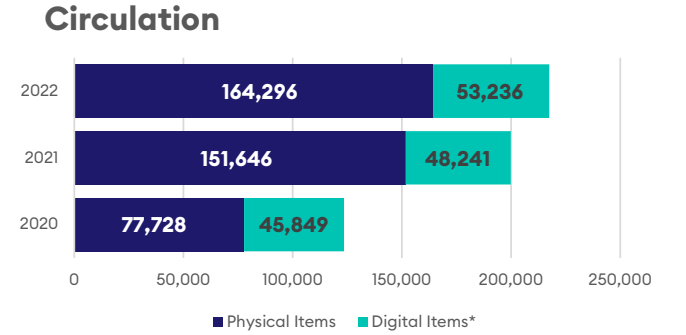
Regional Manager I:Scott Ninemeier
 Regional Manager II:Shaunna Martz
 Physical Collection Size:49,392 (7.2% of total)
 Building Size:26,950 sq ft
 Public Computers:18
 Staff:14.0 FTEs
 Open Hours:62 hrs/wk



*2020 data is a combination of cloudLibrary and OverDrive and 2021-2022 is OverDrive only. Does not include hoopla and other digital resources.

Englehardt (Lowell) Branch Statistics

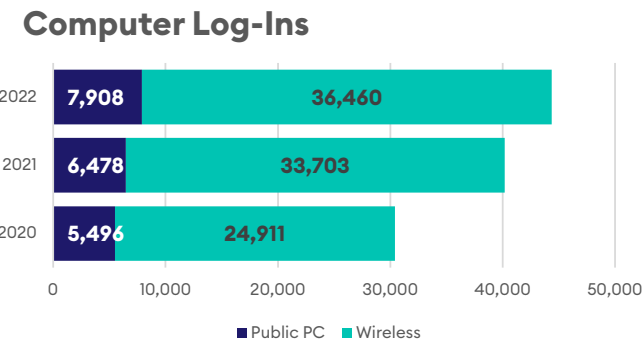
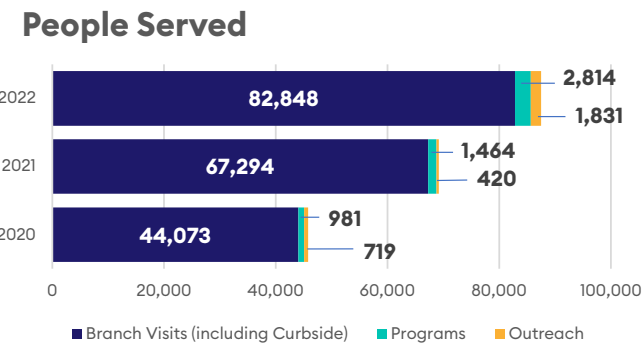
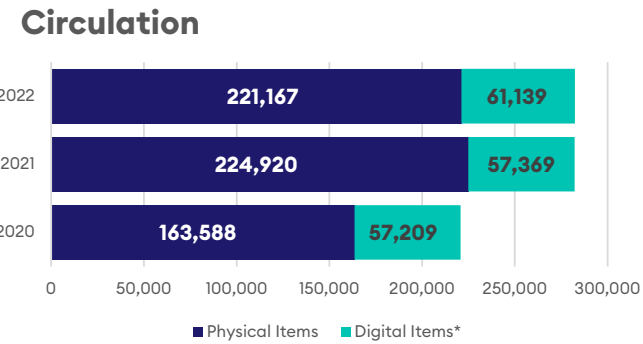
Regional Manager I:Sandy Graham
 Regional Manager II:Kurt Lardie
 Physical Collection Size:24,750 (3.6% of total)
 Building Size:8,771 sq ft
 Public Computers:12
 Staff:7.6 FTEs
 Open Hours:46.5 hrs/wk



*2020 data is a combination of cloudLibrary and OverDrive and 2021-2022 is OverDrive only. Does not include hoopla and other digital resources.

Gaines Township Branch Statistics

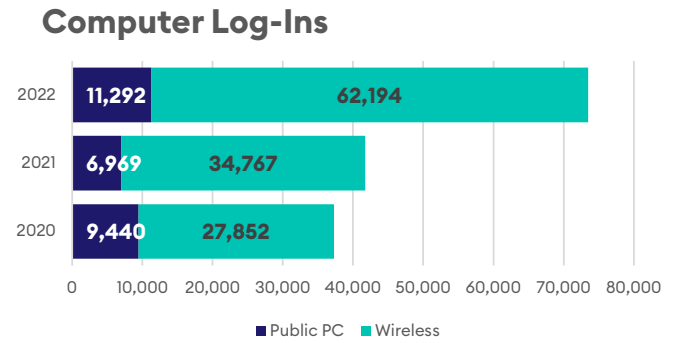
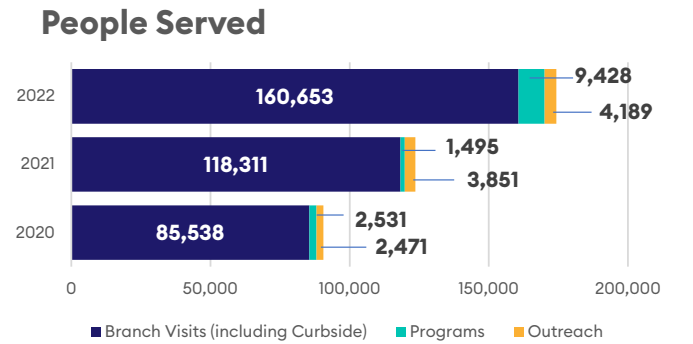
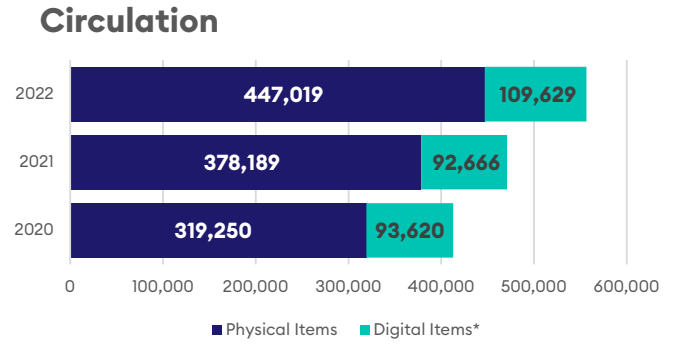
Regional Manager I:Kiosha Jeltema
 Regional Manager II:Angela Culp
 Physical Collection Size:34,428 (5.0% of total)
 Building Size:10,400 sq ft
 Public Computers:18
 Staff:8.8 FTEs
 Open Hours:54 hrs/wk



*2020 data is a combination of cloudLibrary and OverDrive and 2021-2022 is OverDrive only. Does not include hoopla and other digital resources.

Grandville Branch Statistics

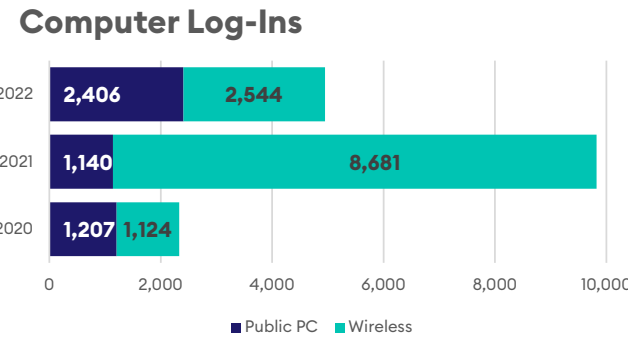
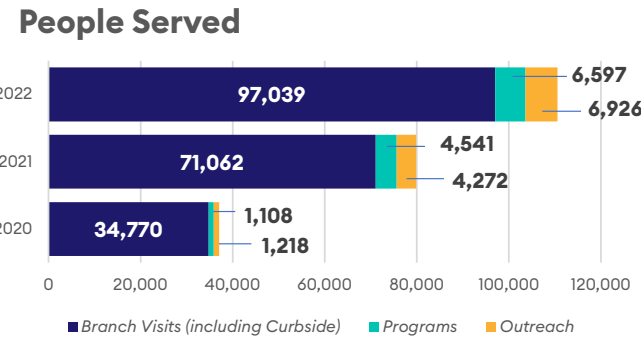
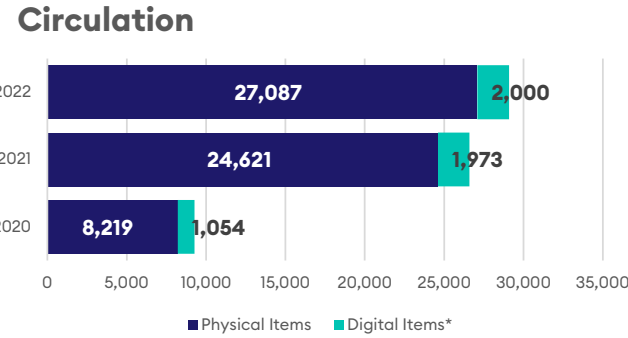
Regional Manager I:Josh Bernstein
 Regional Manager II:Eric DeHaan
 Physical Collection Size:55,032 (8.0% of total)
 Building Size:26,535 sq ft
 Public Computers:15
 Staff:13.2 FTEs
 Open Hours:62 hrs/wk



*2020 data is a combination of cloudLibrary and OverDrive and 2021-2022 is OverDrive only. Does not include hoopla and other digital resources.

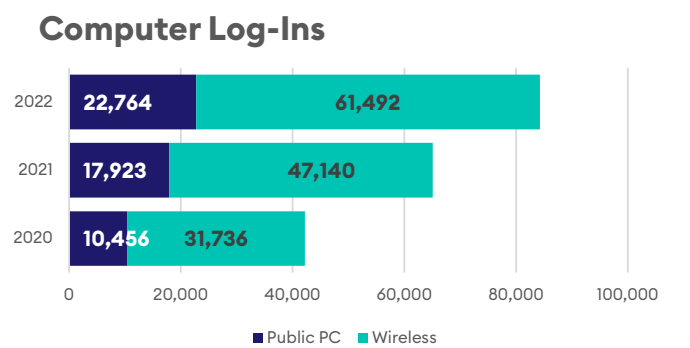
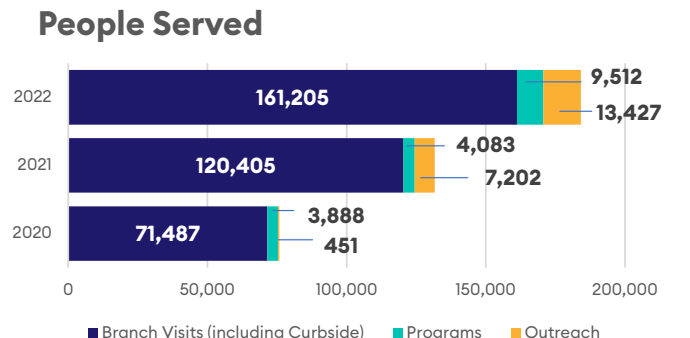
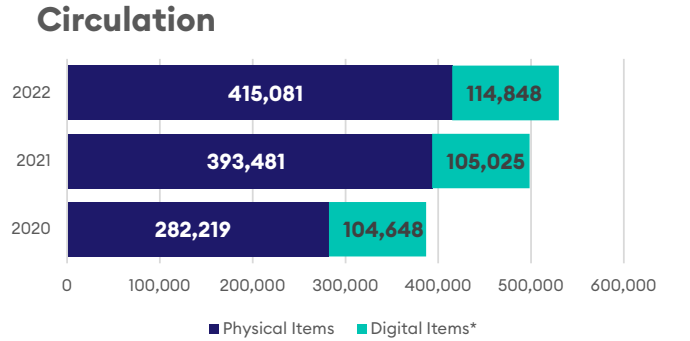
Kelloggsville Branch Statistics

Regional Manager I:Anjie Gleisner
 Regional Manager II:Karen Small
 Physical Collection Size:8,973 (1.3% of total)
 Building Size:6,500 sq ft
 Public Computers:3
 Staff:2.9 FTEs
 Open Hours, School Year:14.5 hrs/wk
 Open Hours, Summer:31 hrs/wk



Kentwood (Richard L. Root) Branch Statistics

Regional Manager I:Kiosha Jeltema
 Regional Manager II:Angela Culp
 Physical Collection Size:60,701 (8.8% of total)
 Building Size:45,489 sq ft
 Public Computers:40
 Staff:15.4 FTEs
 Open Hours:62 hrs/wk



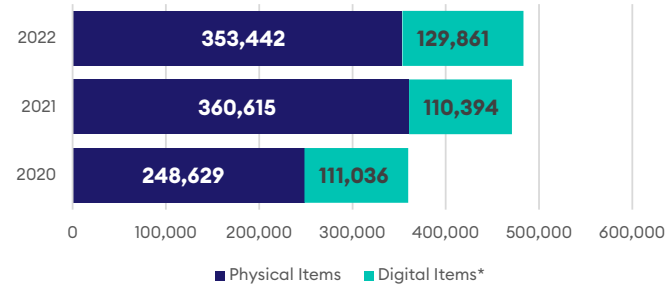
*2020 data is a combination of cloudLibrary and OverDrive and 2021-2022 is OverDrive only. Does not include hoopla and other digital resources.

*2020 data is a combination of cloudLibrary and OverDrive and 2021-2022 is OverDrive only. Does not include hoopla and other digital resources.

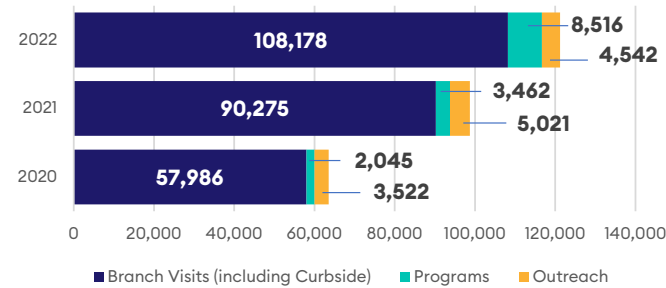
Krause Memorial (Rockford) Branch Statistics

Regional Manager I:Jennifer German
 Regional Manager II:Laura Youells
 Physical Collection Size:39,029 (5.7% of total)
 Building Size:9,500 sq ft
 Public Computers:10
 Staff:10.4 FTEs
 Open Hours:54.5 hrs/wk

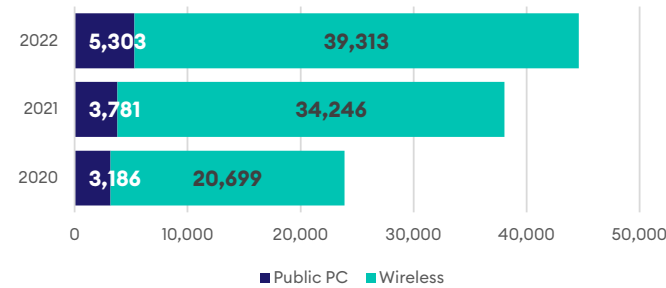
Circulation



People Served



Computer Log-Ins

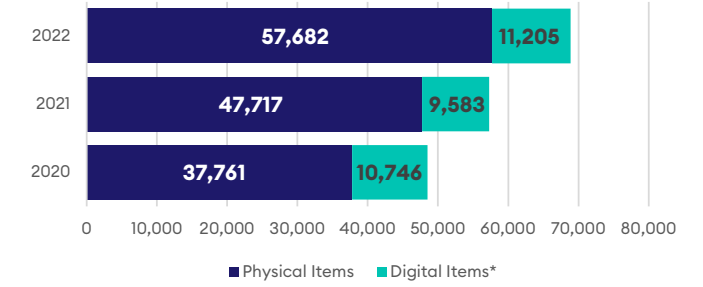


*2020 data is a combination of cloudLibrary and OverDrive and 2021-2022 is OverDrive only. Does not include hoopla and other digital resources.

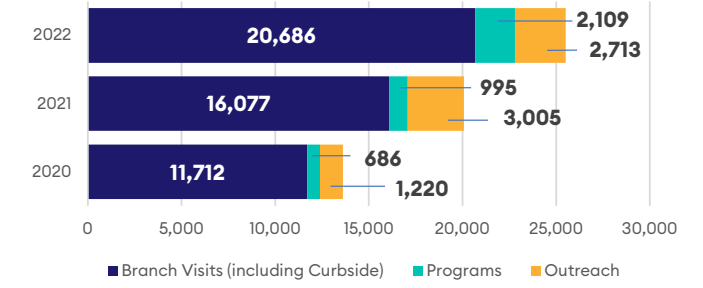
Nelson Township Branch Statistics

Regional Manager I:Jennifer German
 Regional Manager II:Laura Youells
 Physical Collection Size:15,114 (2.2% of total)
 Building Size:8,736 sq ft
 Public Computers:12
 Staff:4.3 FTEs
 Open Hours:42 hrs/wk

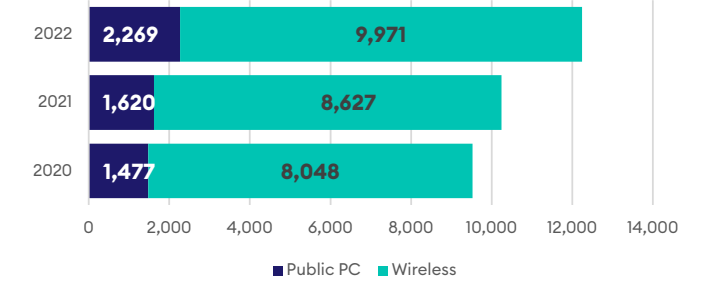
Circulation



People Served



Computer Log-Ins

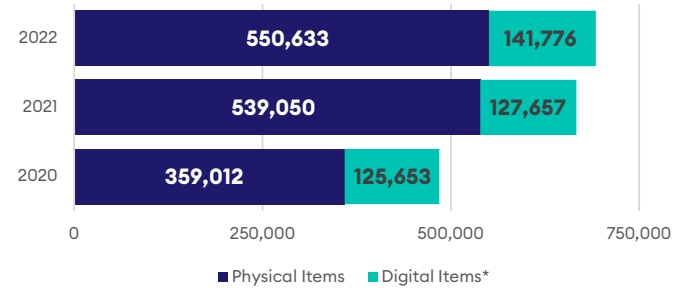


*2020 data is a combination of cloudLibrary and OverDrive and 2021-2022 is OverDrive only. Does not include hoopla and other digital resources.

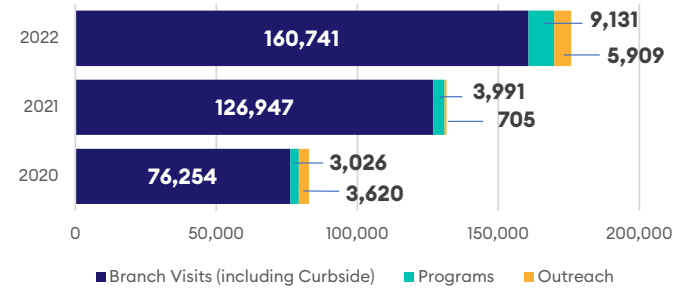
Plainfield Township Branch Statistics

Regional Manager I:Penni Zurgable
 Regional Manager II:Tricia Hetrick
 Physical Collection Size:70,023 (10.1% of total)
 Building Size:26,420 sq ft
 Public Computers:20
 Staff:14.4 FTEs
 Open Hours:62 hrs/wk

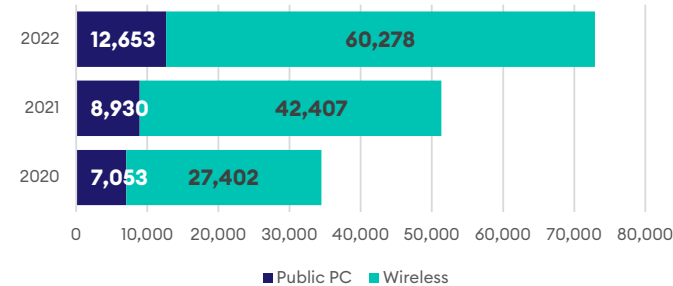
Circulation



People Served



Computer Log-Ins

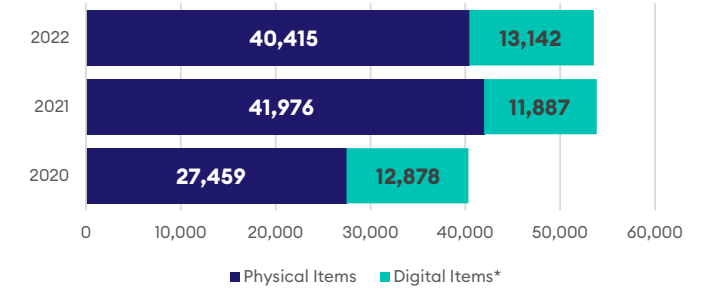


*2020 data is a combination of cloudLibrary and OverDrive and 2021-2022 is OverDrive only. Does not include hoopla and other digital resources.

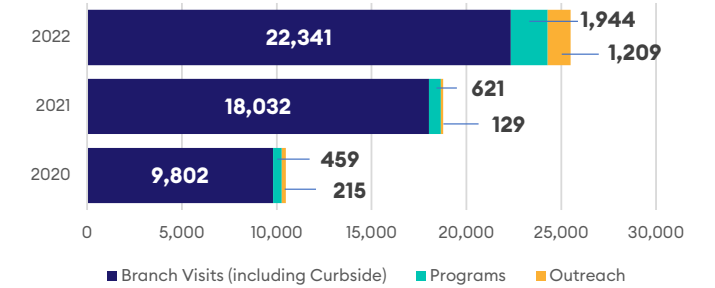
Spencer Township Branch Statistics

Regional Manager I:Jennifer German
 Regional Manager II:Laura Youells
 Physical Collection Size:9,518 (1.4% of total)
 Building Size:2,000 sq ft
 Public Computers:6
 Staff:4.0 FTEs
 Open Hours:40 hrs/wk

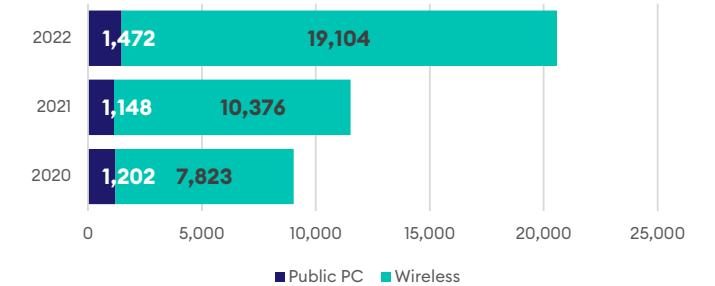
Circulation



People Served



Computer Log-Ins

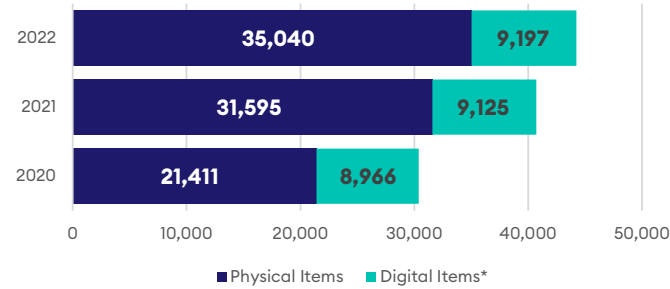


*2020 data is a combination of cloudLibrary and OverDrive and 2021-2022 is OverDrive only. Does not include hoopla and other digital resources.

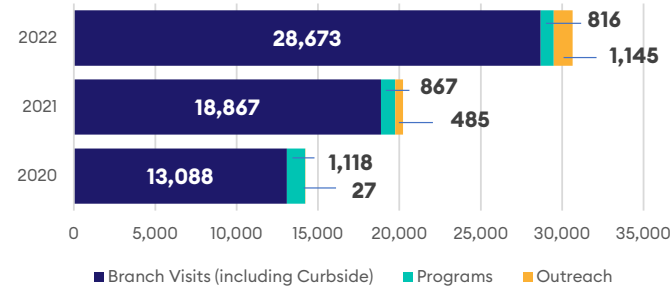
Tyrone Township Branch Statistics

Regional Manager I:Liz Knapp
 Regional Manager II:Craig Buno
 Physical Collection Size:9,034 (1.3% of total)
 Building Size:4,239 sq ft
 Public Computers:7
 Staff:4.3 FTEs
 Open Hours:35.5 hrs/wk

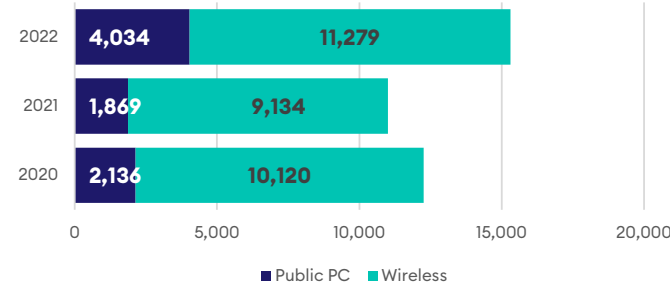
Circulation



People Served



Computer Log-Ins

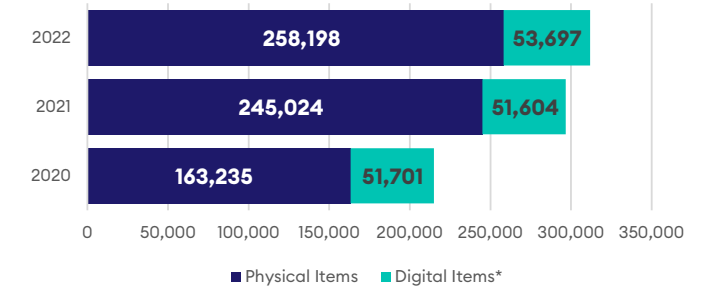


*2020 data is a combination of cloudLibrary and OverDrive and 2021-2022 is OverDrive only. Does not include hoopla and other digital resources.

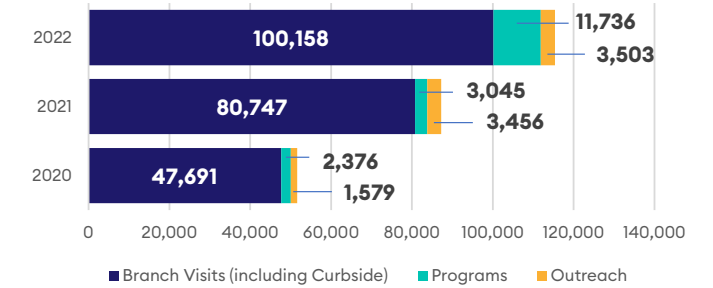
Walker Branch Statistics

Regional Manager I:Liz Knapp
 Regional Manager II:Craig Buno
 Physical Collection Size:37,480 (5.4% of total)
 Building Size:8,898 sq ft
 Public Computers:11
 Staff:7.8 FTEs
 Open Hours:57 hrs/wk

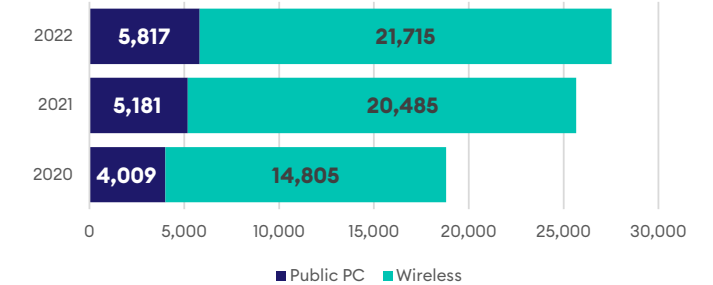
Circulation



People Served



Computer Log-Ins



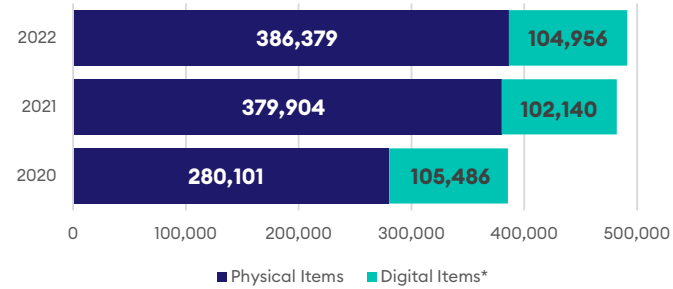
*2020 data is a combination of cloudLibrary and OverDrive and 2021-2022 is OverDrive only. Does not include hoopla and other digital resources.

Wyoming Branch Statistics

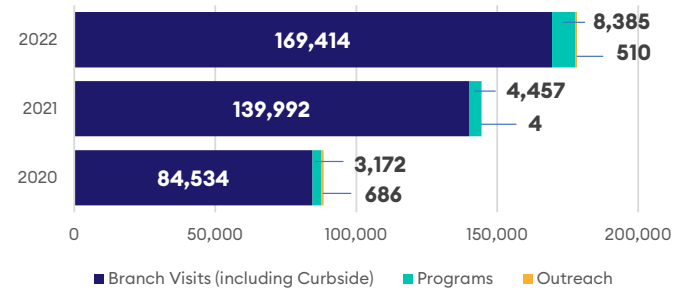
Regional Manager I:Anjie Gleisner
 Regional Manager II:Karen Small
 Physical Collection Size:58,539 (8.5% of total)
 Building Size:48,950 sq ft
 Public Computers:23
 Staff:18.7 FTEs
 Open Hours:62 hrs/wk



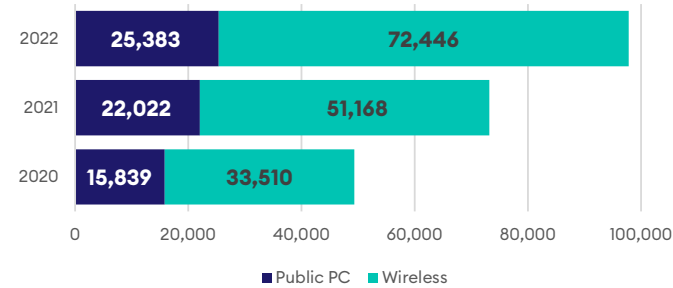
Circulation



People Served



Computer Log-Ins



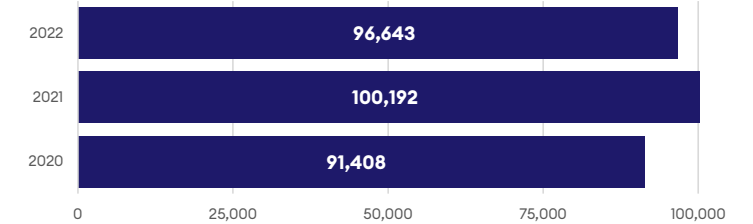
*2020 data is a combination of cloudLibrary and OverDrive and 2021-2022 is OverDrive only. Does not include hoopla and other digital resources.

Talking Book and Braille Center

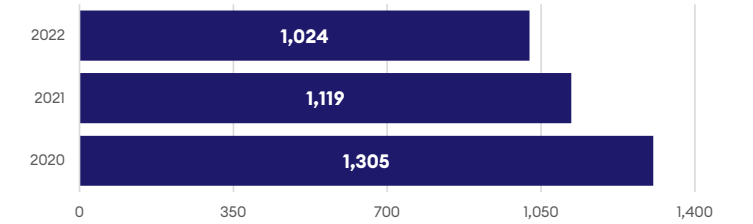
Accessibility and Inclusion Specialist:
 Shelley Roossien

The Talking Book & Braille Center (TBBC) is a national program that provides accessible reading material to anyone who cannot read standard print because of a visual or physical impairment. Kent District Library's TBBC serves Kent, Ionia and Montcalm counties under the direction of the Bureau of Services for Blind Persons Braille & Talking Book Library. In addition to providing Braille and audio materials (including audiobooks, described movies and audio magazines) to TBBC patrons, KDL has a suite of adaptive technology that includes a CCTV, a Braille embosser, a text-to-speech scanner and an accessible computer equipped with a large print keyboard, screen reading and Braille translation software packages.

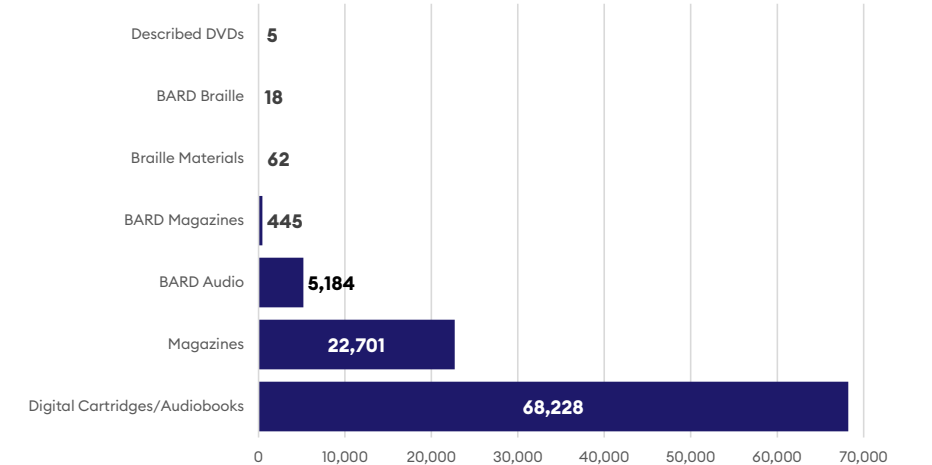
Circulation



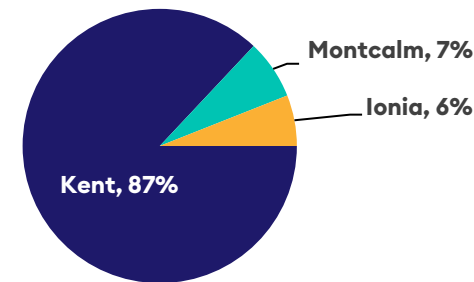
Active Borrowers



Circulation by Item Type



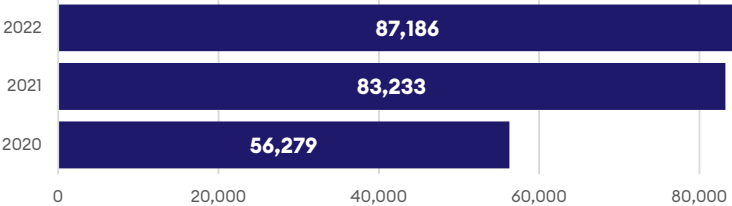
Borrowers by County



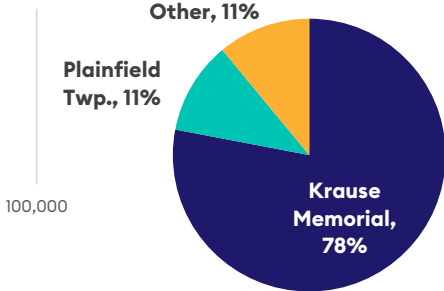
Municipalities in the Kent District Service Area

Municipalities in the Kent District Service Area

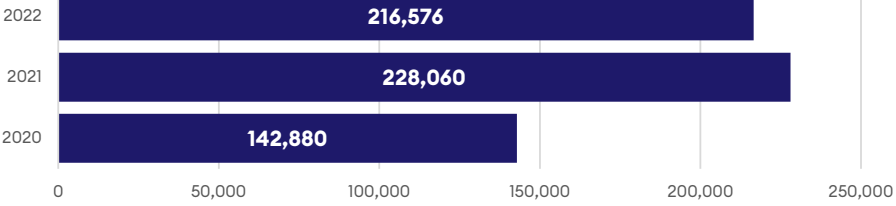
Circulation by Algoma Township Residents



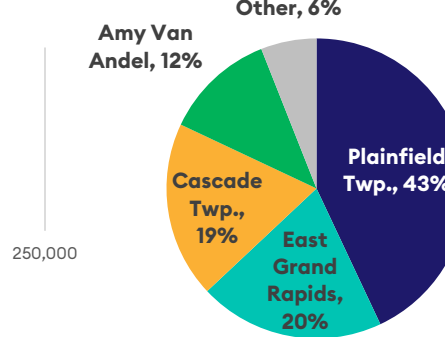
Preferred KDL Location



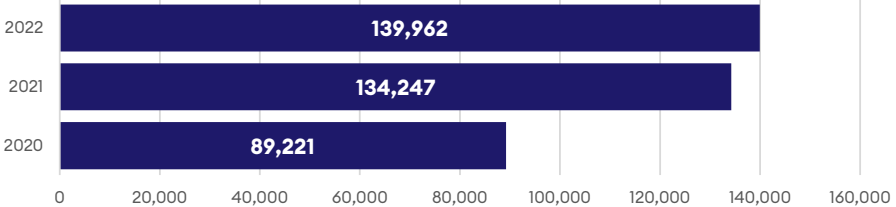
Circulation by Grand Rapids Township Residents



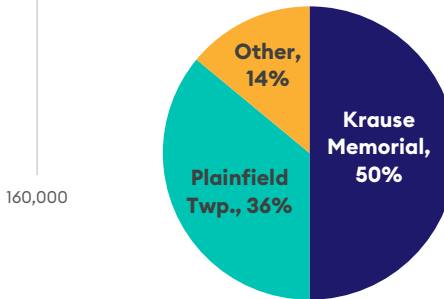
Preferred KDL Location



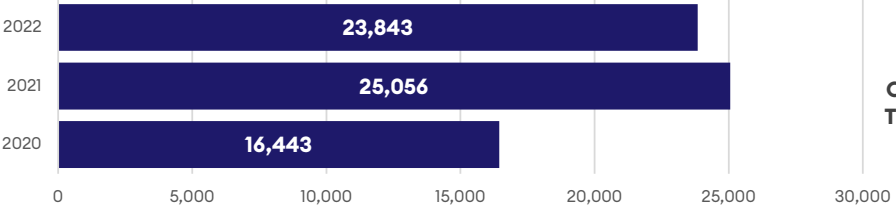
Circulation by Cannon Township Residents



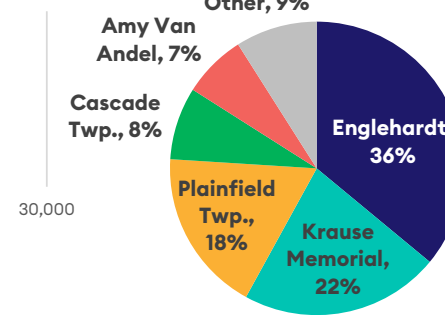
Preferred KDL Location



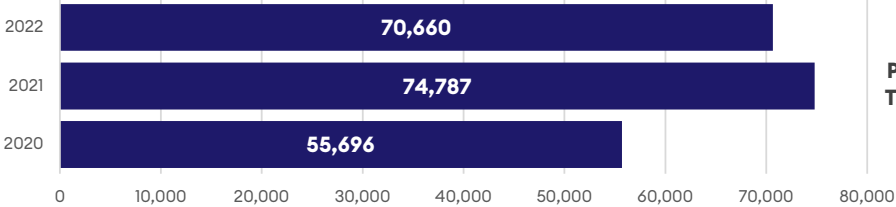
Circulation by Grattan Township Residents



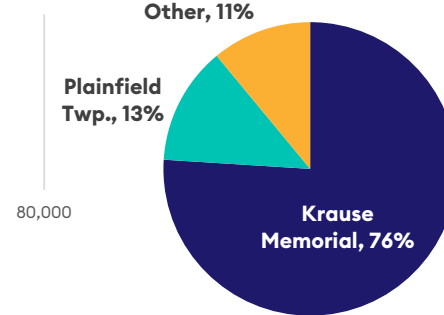
Preferred KDL Location



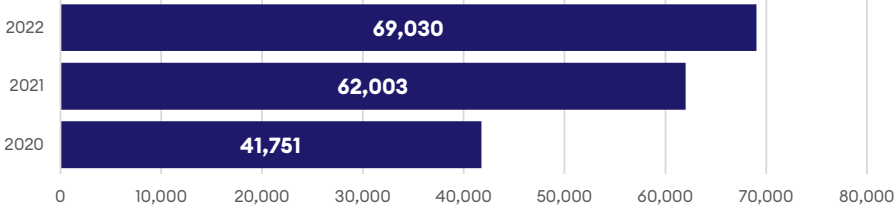
Circulation by Courtland Township Residents



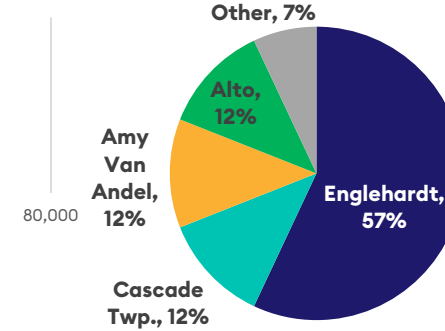
Preferred KDL Location



Circulation by Lowell Township Residents

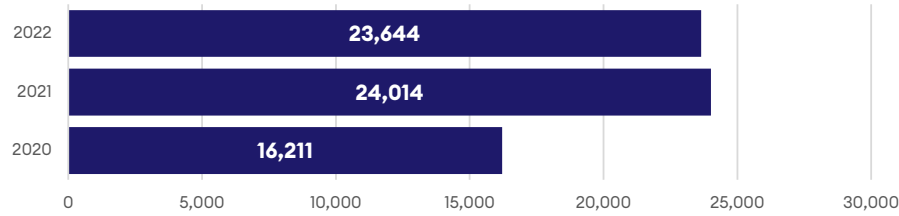


Preferred KDL Location

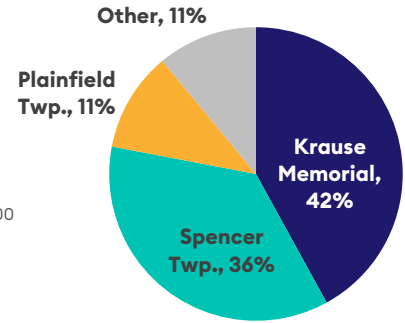


Municipalities in the Kent District Service Area

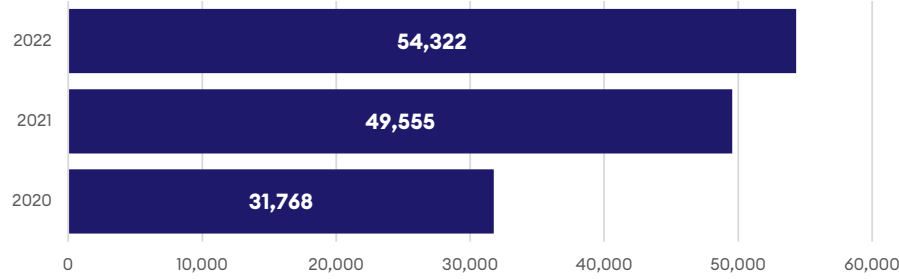
Circulation by Oakfield Township Residents



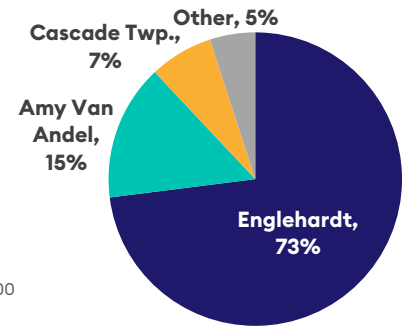
Preferred KDL Location



Circulation by Vergennes Township Residents

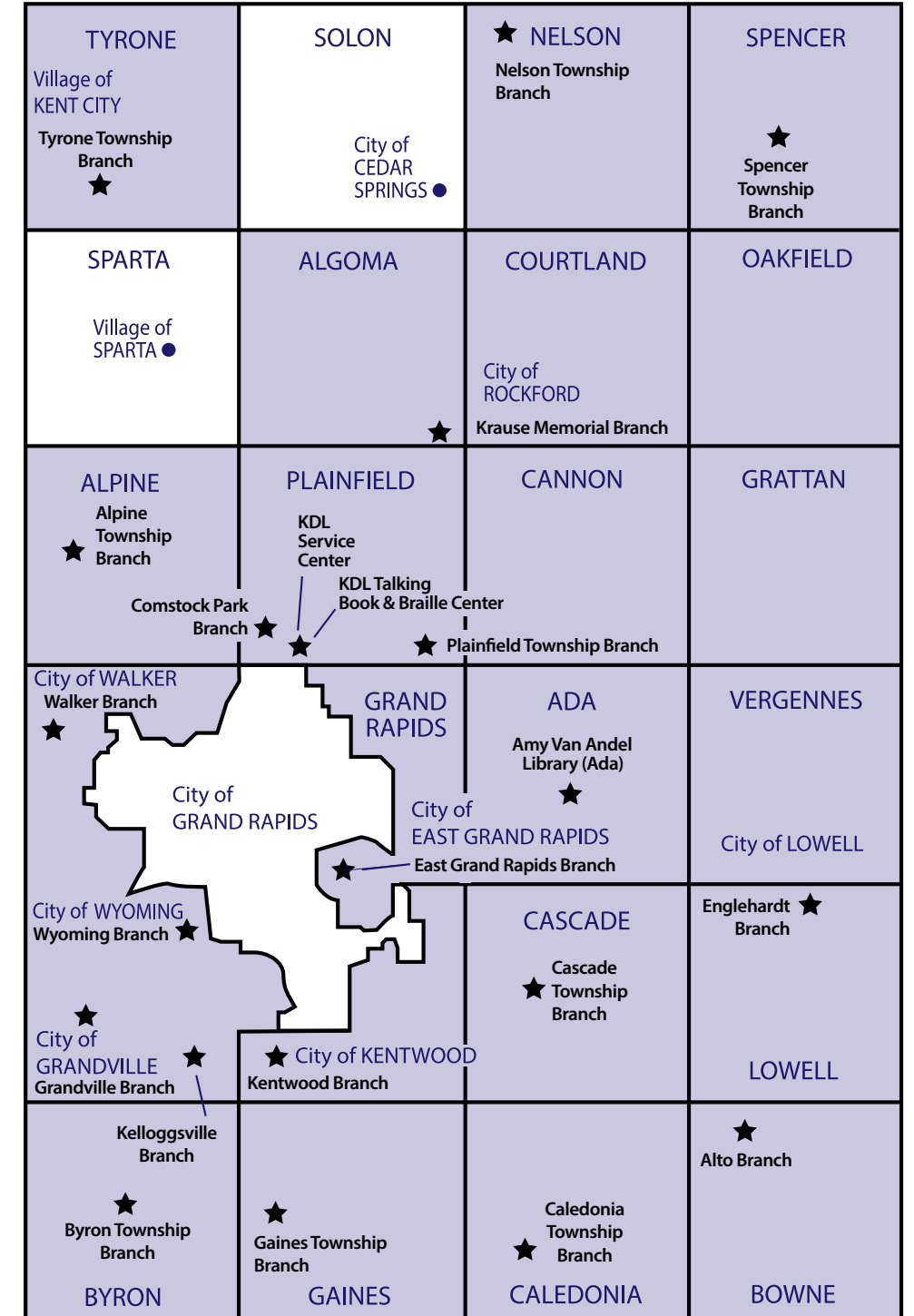


Preferred KDL Location



Kent District Library Service Area

The KDL service area includes all of Kent County except for the City of Grand Rapids, City of Cedar Springs, Solon Township, Sparta Township, the Village of Sparta and the portion of Bowne and Caledonia Townships within the Thornapple Kellogg school district.



Peer Comparison - National (2020 Institute of Museum and Library Services data)

<i>Kent District Library ranks #1 for physical circulation, library visits and program attendance per capita compared to budget and population peer libraries</i>					Per Capita Data								
					Operating Expenditures	Physical Circulation	Circulation of Electronic Materials	Library Visits	Program Attendance	Public Internet Users	Wi-Fi Sessions	Books	Collection Expense
Library	City	ST	Population of Legal Service Area	Total Operating Expenditures (millions)									
Kent District Library	Comstock Park	MI	395,660	\$23.6	\$60	16.8	2.6	6.6	1.2	0.9	2.3	1.9	\$9
Population Peer Libraries (+/- 25,000)			KDL Rank >	3rd	3rd	1st	4th	1st	1st	2nd	2nd	2nd	3rd
Live Oak Public Libraries	Savannah	GA	418,106	\$10.3	\$25	1.8	0.2	1.7	0.2	0.4	0.7	1.5	\$1
Solano County Library	Fairfield	CA	413,049	\$19.2	\$47	3.1	0.3	2.5	0.3	0.3	0.4	1.0	\$3
Carnegie Library of Pittsburgh	Pittsburgh	PA	399,948	\$32.2	\$81	6.7	2.4	1.6	0.1	0.3	0.2	3.1	\$12
Rangeview Library District	Thornton	CO	399,594	\$15.7	\$39	1.5	1.5	0.8	0.0	0.1	0.1	0.7	\$6
Arlington Public Library System	Arlington	TX	398,854	\$8.3	\$21	3.2	0.7	1.4	0.1	0.2	0.0	1.1	\$2
Manatee County Public Library System	Bradenton	FL	398,503	\$7.1	\$18	2.2	0.6	1.1	0.1	0.3	0.0	0.9	\$2
Pioneer Library System	Norman	OK	397,080	\$17.3	\$44	4.8	1.8	2.9	0.1	0.4	0.2	1.3	\$7
Loudoun County Public Library	Leesburg	VA	396,068	\$19.4	\$49	9.3	3.4	3.8	0.6	0.4	0.6	1.5	\$6
Wichita Public Library	Wichita	KS	389,938	\$9.2	\$24	2.0	1.0	1.2	0.0	0.1	0.1	1.3	\$2
New Orleans Public Library	New Orleans	LA	389,476	\$19.8	\$51	2.6	1.4	0.9	0.0	0.2	0.2	1.3	\$11
PAL Public Library Cooperative	Bronson	FL	387,010	\$20.8	\$54	4.9	3.3	1.7	0.2	0.4	0.5	1.6	\$7
Osceola Library System	Kissimmee	FL	387,055	\$8.1	\$21	2.0	0.6	1.4	0.1	0.3	3.5	0.4	\$2
Richland County Public Library	Columbia	SC	384,504	\$29.1	\$76	5.2	3.8	3.5	0.3	1.3	0.6	1.7	\$9
Brazoria County Library System	Angleton	TX	374,264	\$8.6	\$23	2.9	1.0	1.0	0.1	0.1	0.3	1.0	\$3
Mobile Public Library	Mobile	AL	372,433	\$9.6	\$26	2.7	0.8	1.3	0.1	0.5	0.1	1.3	\$4
Budget Peer Libraries (+/- 10%)			KDL Rank >	3rd	5th	1st	4th	1st	1st	5th	1st	3rd	4th
Howard County Library System	Ellicott City	MD	321,113	\$24.9	\$77	13.4	2.4	4.4	0.6	1.3	0.6	2.3	\$6
Charleston County Public Library System	Charleston	SC	350,209	\$24.0	\$69	0.1	2.6	3.3	0.3	2.0	1.4	1.8	\$9
Douglas County Libraries	Castle Rock	CO	351,528	\$23.6	\$67	10.2	4.3	2.5	0.1	0.2	1.3	1.3	\$11
DeKalb County Public Library	Decatur	GA	793,154	\$23.1	\$29	2.3	0.9	2.0	0.1	0.7	0.3	1.1	\$3
Fort Vancouver Regional Library District	Vancouver	WA	516,815	\$22.6	\$44	3.6	3.4	0.8	0.0	0.1	0.0	1.1	\$5
Kansas City Public Library	Kansas City	MO	218,765	\$22.2	\$101	4.0	4.1	5.1	0.3	1.1	0.5	2.8	\$11
Gwinnett County Public Library System	Lawrenceville	GA	971,145	\$21.4	\$22	3.1	0.8	2.1	0.2	1.5	0.8	0.7	\$2

State Comparison (2020-2021 Michigan Public Library Statistics for 12 largest libraries)

Library	Collection Turnover	Number of Registered Borrowers	% of Operating Expenditures On Materials	Total Annual Visits	Total Circulation (All Materials)	Circulation of Electronic Materials	Total Operating Expenditures	Total Operating Income	Total Program Attendance (in-person and virtual)	Public PC Sessions	Wi-Fi Sessions
Kent District Library	3.4	188,588	17.3%	792,958	4,807,289	1,378,122	\$25,133,217	\$25,673,919	247,780	85,107	436,739
KDL Michigan Ranking	2nd	1st	1st	1st	2nd	1st	1st	2nd	1st	1st	2nd
Ann Arbor District Library	9.5	64,476	9.0%	375,085	5,564,177	1,275,044	\$15,542,327	\$18,035,699	18,204	n/a	512,200
Capital Area District Libraries	1.9	102,097	16.0%	249,342	1,646,205	700,237	\$11,397,764	\$12,111,570	28,094	37,536	40,088
Clinton-Macomb Public Library	2.7	158,561	16.5%	264,309	1,076,854	147,484	\$5,760,948	\$8,663,556	35,665	34,632	32,832
Detroit Public Library	0.0	116,751	3.7%	45,837	73,031	44,112	\$22,490,051	\$31,868,839	11,774	27,349	43,888
Genesee District Library	1.4	127,695	16.9%	401,543	937,434	415,560	\$8,197,862	\$9,721,889	15,709	60,028	42,009
Grand Rapids Public Library	0.9	52,243	13.0%	92,686	961,739	503,767	\$11,881,190	\$12,298,205	38,723	9,391	61,030
Jackson District Library	1.7	55,547	15.1%	n/a	975,875	239,060	\$7,461,499	\$9,525,500	27,302	42,257	29,757
Monroe County Library System	1.3	30,279	8.9%	265,781	611,280	176,608	\$7,426,968	\$7,737,621	16,114	35,510	17,598
Saint Clair County Library System	0.6	55,915	11.2%	n/a	300,229	88,856	\$4,540,940	\$5,013,842	10,269	15,096	10,952
Sterling Heights Public Library	1.1	65,530	9.9%	43,640	347,520	112,244	\$2,841,165	\$2,841,165	12,915	9,507	12,585
Warren Public Library	0.9	40,814	11.1%	53,872	403,613	34,935	\$4,309,960	\$4,221,045	8,349	6,581	37,466



814 W. River Center Dr. NE, Comstock Park, MI 49321 // kdl.org

Kent District Library is a public library system operating 20 branch libraries and a Bookmobile that serve more than 439,000 residents of 27 different municipalities throughout Kent County. KDL enriches lives by providing information, ideas and excitement. It is an IRS-designated 501(c)(3) nonprofit supported by millage dollars and private donations. KDL is a member of the Lakeland Library Cooperative. For more information, visit kdl.org.

Copyright 2023, Kent District Library. All rights reserved.

**MINUTES OF THE
CASCADE CHARTER TOWNSHIP
REGULAR BOARD MEETING**

Wednesday, May 24, 2023

Wisner Center

2870 Jacksmith Dr SE

Grand Rapids, MI 49546

And Virtual Zoom Meeting

7:00 P.M.

HYBRID FORMAT

- Article 1.** Supervisor Lesperance called the meeting to order.
Present: Supervisor Lesperance, Clerk Slater, Treasurer Korstange, Trustees Koessel, McDonald, Shipley and Noordhoek
Absent: None
Also Present: Parks and Recreation Director Manion, Parks Committee Chair Ginny Wanty, Planning Director Hilbrands, Wayne Harrall-Kent County Road Commission (KCRC), Deputy Clerk Brott, and those listed in the Supplement
- Article 2.** Supervisor Lesperance led the Pledge of Allegiance.
- Article 3.** **Approval of Agenda**
Motion by Trustee Shipley, seconded by Trustee Noordhoek to approve the agenda.
Motion carried unanimously.
- Article 4.** **Presentations**
1. Parks Committee – Quarterly Parks Presentation
Parks Committee Chair Wanty introduced new Parks and Recreation Director Melanie Manion who presented the Quarterly Report.
- Article 5.** **Public Comments-Anything on the Agenda not scheduled for a public hearing. (limit comments to 3 minutes)**
1. Dorothy Cribbs-1980 Deerfield Ct-Re appointments to Personnel/Finance Committee: Important to have this committee. Was the conflict-of-interest form approved? It needs to be used for transparency.
2. Scot VanSolkema-2570 Orange Ct-The Personnel/Finance Committee is important. He applied for three (3) jobs and said he received no response.
3. Badrie Shahbodaghloo & Babak Shahbodaghloo-5070 28th St-Owners of Backyard Restaurant. They were told the Township would be awarding a liquor license to one business whose application was submitted. They are waiting for a response.
- Article 6.** **Approval of Consent Agenda**
a. Receive and File Minutes
1. Township Board Meeting – 5/10/23
2. Planning Commission – 3/6/23 & 3/20/23
b. Receive and File Reports
None
c. Receive and File Education Requests
1. Paul Westhouse – IAEI Michigan Chapter 2023 Summer Educational Meeting – June 15-16, 2023 – Bay City, MI

Township Board Minutes
May 24, 2023

- 1 -

d. Receive and File Communication

None

Motion by Trustee Koessel, seconded by Trustee Shipley to approve the Consent Agenda.
Motion carried unanimously.

Article 7. Financial Actions

None

Supervisor Lesperance requested New Business item 048-2023 be discussed before Unfinished Business.

048-2023 Consider Cascade Pedestrian Bridge Improvements

Wayne Harrall-KCRC, presented and answered questions.

Motion by Trustee Shipley, seconded by Trustee McDonald to approve. Motion carried unanimously.

Article 8. Unfinished Business

004-2023 Consider Supervisor Appointments to Various Boards and Commissions

Motion by Trustee McDonald, seconded by Trustee Koessel to approve. Motion carried 6-1 by roll call vote. In favor: Trustees McDonald, Koessel, Shipley, and Noordhoek, Treasurer Korstange, and Supervisor Lesperance. Opposed: Clerk Slater.

Article 9. New Business

045-2023 Consider Resolution for Amendments to Parks Committee By-Laws

(Roll Call)

Motion by Trustee Koessel, seconded by Treasurer Korstange to approve. Motion carried unanimously by roll call vote.

046-2023 Consider Approval of Type II Special Use Permit for a Trucking Terminal Facility at 5610 and 5620 Kraft Avenue

Motion by Trustee Koessel, seconded by Trustee Shipley to approve. Motion carried unanimously by roll call vote.

047-2023 a.) Public Hearing for Camping & Storage of Personal Property Ordinance

Motion by Trustee McDonald, seconded by Treasurer Korstange to open Public Hearing. Motion carried unanimously.

1. Scot VanSolkema-Requested clarification that this Ordinance is only for public property; is in support.

Motion by Trustee Shipley, seconded by Trustee McDonald to close Public Hearing. Motion carried unanimously.

b.) Consider Approval of Camping & Storage of Personal Property Ordinance *(Roll call)*

Motion by Trustee Koessel, seconded by Trustee Noordhoek to approve. Motion carried unanimously by roll call vote.

049-2023 Consider a Search Firm for Township Manager Recruitment

Considerable discussion.

Motion by Trustee Shipley, seconded by Trustee McDonald to direct staff to post the position of Township Manager. Motion carried unanimously.

Article 10. Discussion
None

Article 11. Public Comments
1. Brian Holcomb-3415 Glenstone Ct-Re Egypt Creek Landscaping: The owner is in violation of the Planned Unit Development (PUD), and the Township needs to do something. Properties are depreciating.

Article 12. Manager Comments
None

Article 13. Board Member Comments
1. Trustee Shipley-Thanked those in attendance for coming to the meeting.
2. Trustee Koessel-Asked for clarification re Class C Liquor License availability.

Article 14. Adjournment
Motion by Clerk Slater, seconded by Trustee Shipley to adjourn. Motion carried unanimously.
Meeting adjourned at 8:38 pm.

Krissi Brott
Deputy Clerk

Approved by:

Grace Lesperance, Supervisor

Susan B. Slater, Clerk

Minutes

Cascade Charter Township
Planning Commission
Monday, May 1, 2023
7:00 pm
2870 Jacksmith Ave SE

- ARTICLE 1.** Chair Noordyke called the meeting to order at 7:01 P.M.
Members Present: Noordhoek, Rissi, Moxley, Noordyke, Richardson, Engel, Bruneau, Rowland
Members Absent: None
Others Present: Planning Director Brian Hilbrands, Zoning Administrator Madison Smith-Jacoby, and those listed on the sign-in sheet
- ARTICLE 2. Pledge of Allegiance**
- ARTICLE 3. Approve the current Agenda**
Motion was made by Member Rissi to approve the current agenda. Supported by Member Engel. Motion carried 8 to 0.
- ARTICLE 4. Disclose any conflict of interest**
There were no conflicts of interest disclosed.
- ARTICLE 5. Approve the Minutes of the March 20, 2023 Meeting**
Member Engel noticed an error in paragraph 6 of Article 7 the last name “Woods” should be capitalized. He also suggested rewriting paragraph 9 in Article 8 to make more grammatical sense.
Motion was made by Member Engel to approve the March 20, 2023 meeting minutes with the proposed changes. Supported by Member Moxley. Motion carried 8 to 0.
- ARTICLE 6. Acknowledge visitors and those wishing to speak**
There was no one that wished to speak.
- ARTICLE 7. Case #23-3758/Scott Geerlings**
Property Address: 5784 Kraft Ave
Requested Action: Site Plan Review for an addition to an existing parking lot.
Planning Director Hilbrands presented the case and stated the applicant previously had site plan approval for a 100,000sqft building addition as well as 67 parking spaces. As the project nears completion and a tenant has been identified, the applicant has determined there is a need for additional parking spaces. The parking lot expansion will create 132 spaces on the southern end of the site. In order to maintain the 20ft buffer yard, the applicant is proposing to move the property line 20ft to the south which will

need to be approved before construction begins. He also noted that landscaping will need to be added along the south property line.

The applicant submitted revised plans eliminating the added curb cut which makes the plan meet township standards regarding the number of allowed driveways.

Planning Director Hilbrands also added that the storm water detention basin to the south will be enlarged to accommodate the increased impervious surface. Fire officials and the township engineer have approved this plan pending the submittal and recording of the revised storm water maintenance plan.

Staff recommended approval of the parking lot expansion with the 6 conditions listed in the staff report.

Jack Barr, the Civil Engineer with Nederveld, represented the applicants at the meeting. He stated at the time of site plan approval, there were no tenants occupying the building. Since then, they have signed an agreement with an HVAC company and they need additional parking for their employees. Barr indicated that a majority of the surface is used as loading docks with some convenience parking for staff. In order to separate truck traffic and employee parking, an additional parking lot was proposed. He added there is a 3ft grade difference between the two parking lots. The applicant also owns the property to the south, making the additional 20ft buffer yard possible.

Member Rissi asked how many tenants will be in the building. Barr clarified that there is a tire distributor in the existing building and an HVAC company will be occupying the new addition.

Member Rowland asked if there will be an increase in semi-truck traffic on Kraft Ave and Midwest Drive. Barr said there will be a definite increase in traffic since they have 14 loading docks. When Midwest Drive was created, it was built to the county's industrial road standards.

Motion was made by Member Rissi to approve the parking lot addition with the conditions listed in the staff report. Supported by Member Engel. Motion carried 8 to 0.

ARTICLE 8. Review of Draft Amendment to the ARC Zoning District

Motion was made by Member Rowland to enter closed session pursuant to MCL 15.268 (h) to consider material exempt from discussion or disclosure by state or federal statute. Supported by Member Engel. Motion carried unanimously by roll call vote. Planning Commission entered Closed Session at 7:23 PM.

Motion was made by Member Rowland to reconvene Open Session. Supported by Member Engel. Motion carried 8 to 0. Planning Commission resumed Open Session at 8:12 PM.

The commission directed Staff to follow up with legal counsel regarding the draft amendments and to continue the discussion at a future meeting.

ARTICLE 9. Schedule Public Hearing for Master Plan Amendment

Planning Director Hilbrands said the Master Plan Amendment went to the Township Board and was approved for distribution for the 42-day public review period. Once the review period is done, the Planning Commission will hold a public hearing where the proposed amendment can be adopted and sent to the Board for final approval.

Motion was made by Member Noordhoek to hold the public hearing for the Master Plan Amendment on June 5, 2023. Supported by Member Rissi. Motion carried 8 to 0.

ARTICLE 10. GVMC Airport Access Study

Planning Director Hilbrands provided members with the final results from the Airport Access Study.

Member Bruneau expressed confusion with the document and stated it makes little sense in multiple areas. One of the points brought up discussed how a map showed where traffic primarily comes from, which was to the west and south of the airport, but the conclusion was to create a second entrance from the north and east. He continued and stated that as an engineer and data scientist, the set of data is excellent but has no correlation to the final conclusions.

Member Noordhoek said that the 36th Street access was the only conclusion that the Township Board was in full support of and made the most logical sense.

Member Richardson pointed out that there's an off ramp at 28th Street and another one at Broadmoor both within 3 miles of the entrance. He also mentioned there doesn't appear to be a traffic problem in that area. Member Bruneau said there will be an increase in traffic with the entrance modifications the airport will be constructing.

Member Engel said he was in favor of the 36th Street off ramp since it takes the pressure off of the local roads. This would make navigation to the airport easier.

ARTICLE 11. Old Business

There was no old business to discuss.

ARTICLE 12. Any other business

Planning Director Hilbrands and the Zoning Administrator have been working on a comprehensive review of the zoning ordinance for possible amendments to be made. He directed any of the members to reach out with any potential changes.

Member Bruneau said he did not feel as though accessory building applicants are treated equally and wondered if a solution could be made.

Member Rissi felt as though some private streets are too narrow and wanted road standards more accommodating to larger vehicles.

Member Moxley asked if there have been any changes on a property off of Grand River and said it looks like a junk yard. The property owner will be contacted by the Zoning Administrator.

Member Noordhoek said that the Township Manager has submitted his resignation and his last day will be May 22nd.

Member Noordhoek also mentioned that Windy Korstange, a previous member of the Planning Commission, is Cascade Township's new Treasurer and therefore can no longer serve on the Planning Commission.

ARTICLE 13. Acknowledge visitors and those wishing to speak

There was no one that wished to speak.

ARTICLE 14. Adjournment

Motion was made by Member Engel to adjourn the meeting. Supported by Member Rissi. Motion carried 8 to 0. The meeting was adjourned at 8:43 P.M.

Respectfully submitted,

Joe Engel, Secretary

Minutes

Cascade Charter Township
Planning Commission
Monday, May 15, 2023
7:00 pm
2870 Jacksmith Ave SE

ARTICLE 1. Chair Noordyke called the meeting to order at 7:01 P.M.
Members Present: Noordhoek, Rissi, Noordyke, Richardson, Engel, Bruneau, Rowland
Members Absent: Moxley
Others Present: Planning Director Hilbrands and those listed on the sign-in sheet.

ARTICLE 2. Pledge of Allegiance

ARTICLE 3. Approve the current Agenda

Motion was made by Member Engel to approve the current agenda. Supported by Member Rissi. Motion carried 7 to 0.

ARTICLE 4. Disclose any conflict of interest

Member Rowland disclosed he is a member of Watermark Country Club. Members had no concerns with this conflict.

Member Rissi disclosed he has completed work for one of the applicants on their home on an unrelated project. He also mentioned his company does irrigation maintenance for Northpoint Bank for the 5303 28th St location and they may have to do service work related to the construction. Members had no concerns with either conflict.

ARTICLE 5. Approve the Minutes of the May 1, 2023 Regular Meeting and Closed Session

Member Bruneau made a correction to Article 7, paragraph 7, stating that both the tire distributor and HVAC company will be occupying the building. He also added that in Article 7, paragraph 8, there are 14 loading docks instead of 10.

Motion was made by Member Bruneau to approve the May 1, 2023 meeting minutes with the proposed changes. Supported by Member Engel. Motion carried 7 to 0.

ARTICLE 6. Acknowledge visitors and those wishing to speak

There was no one who wished to speak.

ARTICLE 7. Case #23-3739/Northpointe Bank

Property Address: 5303 28th St

Requested Action: Preliminary Plan Review for an amendment to the PUD Ordinance to accommodate an addition to the existing office building.

Planning Director Hilbrands presented the case stating that the applicant is requesting a Preliminary Plan Review to amend the existing PUD to allow 2 additions totaling

approximately 6,000sqft to an office building bringing the total building size to just over 97,000sqft.

The Planning Commission reviewed this plan late last year and required additional information including the photometric plan, landscaping, and drainage plan, which has now been provided.

Planning Director Hilbrands said the site was rezoned to PUD in 1988 allowing for a multi-tenant retail center and in 1993 the PUD was amended to allow for office uses. The PUD ordinance limits the size to 90,000sqft. Since the proposed additions would exceed that, an amendment is required.

The applicant submitted a photometric plan and landscaping plans. Cascade Township's engineer has reviewed plans and concluded a stormwater maintenance agreement will be required.

Upon Preliminary Plan approval, the next step for Staff would be drafting the PUD amendment and presenting to the Planning Commission for a final recommendation to the Township Board.

Staff recommended approval of the Preliminary Plan with the two conditions listed in the Staff Report.

Member Bruneau asked how the building is already over the allowed square footage at 91,057sqft. Planning Director Hilbrands said it was unclear why the building was slightly over what was approved, but the amendment would bring the building into compliance.

Member Rowland asked if there would be any additional parking necessary and Planning Director Hilbrands affirmed that they have 2 large parking lots that will suffice for the added office space.

Member Richardson asked if there had been a traffic study completed on this street since there may be an increase in traffic. Planning Director Hilbrands was not sure, but mentioned this building was originally a large retail center which would have generated more traffic than an office building. Member Bruneau said he experienced heavy traffic from adjacent uses when he visited the site.

Steve Teitsma, the project's civil engineer, mentioned that the bioretention basin that will be located in the southwest corner is a small rain garden that was provided to fulfill the water quality requirement.

Motion was made by Member Rissi to open public hearing. Supported by Member Engel. Motion carried 7 to 0.

Rick Lotson, Highridge condo resident, asked if there would be an increase in height of the building. Teitsma did not believe there would be an increase to the height. Lotson also asked if the hours of operation will be the same and if there would be an increase in employees. Teitsma believed the hours will remain the same and there will not be a major increase in new employees.

Motion was made by Member Rissi to close public hearing. Supported by Member Engel. Motion carried 7 to 0.

Member Bruneau asked if the detention basin is existing or if it's being added. Teitsma said it is currently existing. They are also adding a small rain garden in the southwest corner.

Member Rissi said the intersection of Kraft and 28th Street has had increased congestion related to 28th Street Ct and Meijer Dr. There was previous discussion to speak with the road commission about the timing of the lights at the intersection. He said the burden of a traffic study shouldn't fall onto Northpointe Bank since there are other businesses creating traffic as well. Member Rissi suggested contacting the road commission to see if there had been timing adjustments made.

Member Rowland said he likes the idea of creating new jobs but is concerned about future projects. There have been multiple amendments to the size of buildings allowed and he thinks other businesses will want an increase as well. Chair Noordyke clarified that this is a PUD amendment, which is on an individual basis, opposed to an ordinance amendment.

Member Rissi mentioned that the new owners have brought life to this building and there is a benefit to business adding value to the community.

Member Bruneau did not believe that 28th Street Ct could support any additional traffic and that there is a need to investigate a mechanism to convert a private street to a public street. He also had a concern with the width of the road. Members agreed the width of the road is not wide enough and there are many times of the day where traffic is backed up there.

Motion was made by Member Engel to approve the Preliminary Plan Review with Staff's two conditions. Supported by Member Rissi. Motion carried 7 to 0.

ARTICLE 8. Case #23-3756/Fleet Quest Logistics, LLC

Property Address: 5610 & 5620 Kraft Ave

Requested Action: Type II Special Use Permit to allow a trucking terminal.

Planning Director Hilbrands presented the case explaining the applicant is looking for a Type II Special Use Permit for a trucking terminal located at 5610 and 5620 Kraft Ave. This site is located in the transitional industrial zoning district. Included in this request will be a two-phase project with an approximate 39,400sqft building located at the front lot and a 16,000sqft building on a rear lot. If this permit gets approved, the applicant will need to apply for a lot line reconfiguration. Both buildings will have office and warehouse space along with a service area in the phase one building. There will be a requirement of 68 parking spaces.

These plans meet all setback, height, and buffer yard requirements. Trucking facilities are to maintain a 100ft setback from the front property line and 50ft setback from all others.

The project has one proposed curb cut onto Kraft Ave which will need to be permitted by the Road Commission. Additionally, grading for the driveway will extend onto a neighboring property so approval from the neighbor will need to be provided.

There has been an extensive landscape plan submitted that meets township regulations and a landscape bond of no less than \$69,000 should be submitted. A photometric plan was also submitted.

The fire and building departments reviewed and approved the plans along with the township engineer pending submittal of the geotechnical support. A storm water maintenance agreement will also need to be provided.

Staff recommended that the Planning Commission move forward with a positive recommendation to the Township Board with the 7 conditions listed in the Staff Report.

Member Bruneau questioned why the township engineer's recommendations were slightly unclear regarding the sewer location. Planning Director Hilbrands said the township engineer must not have felt strongly that it should be a requirement of the applicant.

Paul Henderson, a civil engineer with Roosien Associates, attended the meeting to answer any questions. Regarding the neighboring property approval for driveway grading, they have filled out forms the Airport Board had asked for and there does not appear to be any issues. He said it's a very minor 3x4 foot triangle on their property.

Member Rowland asked how many employees they intend to have and the owner stated they have about 12 office employees and about 50 drivers.

Member Rissi asked if the applicant had any discussions about the water main previously mentioned. Henderson said he contacted a resource at the City of Grand Rapids regarding looping in the water main and they have to go through the preliminary utility plan process with them.

Motion was made by Member Rissi to open public hearing. Supported by Member Engel. Motion carried 7 to 0.

There was no one that wished to speak.

Motion was made by Member Rissi to close public hearing. Supported by Member Engel. Motion carried 7 to 0.

Motion was made by Member Rissi to make a positive recommendation to the Township Board for case #23-3756 with the 7 Staff conditions. Supported by Member Rowland. Motion carried 6 to 1.

ARTICLE 9. Case #23-3765/Redwater Group

Property Address: 1600 Galbraith Ave

Requested Action: Basic Plan Review for an amendment to the PUD Ordinance to allow for a cigar bar as a permitted use.

Planning Director Hilbrands presented the case explaining that the applicant would like an amendment to the PUD ordinance allowing a cigar bar as a permitted use at the clubhouse building at Watermark Golf Club. This change would just require a text change to the PUD ordinance. The current PUD lists a number of permitted uses but a cigar bar is not included, so the applicant needed to apply for an amendment in order to add it as a permitted use.

Member Engle asked what the initial intended use for this area was supposed to be. Planning Director Hilbrands said it was shown as a lounge space for members.

Craig Smith with Red Water Group attended the meeting to elaborate on plan details. He said that nothing has changed about the lounge area, just the use of it becoming a cigar bar. There will be a cigar bar exemption with stringent rules on ventilation and management. The Department of Public Health controls all the licenses with strict regulations and inspections.

Member Rowland expressed concern with smoking outside. Smith said the location of the patio should mitigate the smell to those at the neighboring school.

ARTICLE 10. Discussion of Proposed Amendments to Zoning Ordinance

Planning Director Hilbrands provided members with a list of potential amendments to the zoning ordinance and offered to answer any questions.

Member Rissi asked if the landscaping operations would still require a nursery to be operated and Planning Director Hilbrands said that would not necessarily be the case. He also asked if snowplowing is included in landscaping. Planning Director Hilbrands said he would consider that a landscaping operation, and said they may have to add more restrictions to account for that.

Member Bruneau asked how on item 6 of the last page, approval for a 5,000sqft building is an administrative task. Planning Director Hilbrands said that's the way the zoning is currently written and he took verbatim what the Process Recommendation Subcommittee had said as well.

Planning Director Hilbrands will investigate the process neighboring communities have on the process of approving 5,000sqft buildings.

Member Rissi said, in terms of boathouses, that ordinances may sometimes keep developers from creating unique structures. He questioned if there should be more specific language regarding if a boathouse is connected to the home. Planning Director Hilbrands said if it has connection to the home it would have to meet the 25ft rear property line setback requirements for a home.

Member Richardson asked for elaboration on outdoor eating areas in B2 district. Planning Director Hilbrands explained that many restaurants already have existing outdoor eating areas. These are becoming much more common which is a possible reason for not requiring a Type II Special Use Permit and having them addressed during site plan review as a use permitted by right.

Member Engel would like a more defined definition of a boathouse.

ARTICLE 11. Old Business

Chair Noordyke brought up forming a farmland subcommittee. Members Rissi and Bruneau expressed interest in being a part of the subcommittee.

Member Bruneau said he had discussed with Supervisor Lesperance the inability to change a private road to public. Member Rissi said there was a previous attempt to change road classification, but there was trouble getting all property owners on board.

Member Bruneau mentioned how Kent County police officers are not responsible for enforcing township ordinances and he wondered if there was a way to give them more authority.

ARTICLE 12. Any Other Business

Member Noordhoek said there is an issue with the Meijer and Chick-fil-a parking lot with traffic congestion. He suggested holding off on anymore approvals until there is a solution.

Member Noordhoek said there was a job posted for a temporary township manager.

Chair Noordyke wanted to have the new Parks and Rec Director attend a meeting.

ARTICLE 13. Acknowledge visitors and those wishing to speak

There was no one who wished to speak.

ARTICLE 14. Adjournment

Motion was made by Member Engel to adjourn the meeting. Supported by Member Rissi. Motion carried 7 to 0. The meeting was adjourned at 8:59 P.M.

Respectfully submitted,

Joe Engel, Secretary

TREASURER'S DEPARTMENT

CASCADE CHARTER TOWNSHIP

TAX ACCOUNTS

APRIL 2023

BANK BALANCES

BANK	AMOUNT
<u>FLAGSTAR BANK</u>	
TAX CHECKING	\$26,193.14
<u>FLAGSTAR BANK</u>	
DELINQUENT TAX	\$10,206.71
<u>FLAGSTAR BANK</u>	
TAX WIRE ACCT	\$7,823.40
GRAND TOTAL	<u><u>\$44,223.25</u></u>

Sourine 5/18/23
Submitted by Date
OXANA SOURINE
DEPUTY TREASURER

TOWNSHIP BALANCES

REGISTER	AMOUNT
<u>FLAGSTAR BANK</u>	
TAX CHECKING	\$26,193.14
<u>FLAGSTAR BANK</u>	
DELINQUENT TAX	\$10,206.71
<u>FLAGSTAR BANK</u>	
TAX WIRE ACCT	\$7,823.40
GRAND TOTAL	<u><u>\$44,223.25</u></u>

W. K. ... 5-19-23
Reviewed by Date

FUND	INSTITUTION	DEMAND DEPOSIT		CDs			SECURITIES			TOTALS				
		\$	%	\$	%	DATE	\$	%	DATE	\$	%			
101	GENERAL FUND	FLAGSTAR	473,871.53	0.95										
		FLAGSTAR MMA	697,685.04	3.82										
		KENT CTY POOL	1,199,914.00	2.80										
		MI CLASS	3,027,685.80	5.02										
		ADVENTURE CU			561,348.57	1.05	9/24/2025							
		HORIZON BANK			528,044.90	2.35	6/21/2023							
		GRAND RIVER			540,233.00	2.50	12/19/2023							
		CONSUMERS CU			274,185.31	4.10	1/17/2025							
		LMCU			1,044,648.34	0.90	6/2/2024							
		MSUFCU			508,051.52	2.50	8/24/2025							
		COMERICA SECUR						500,015.63	1.13	1/26/2026				
	TOTAL GENERAL FUND		5,398,936.37	3.97	3,456,511.64	1.88		500,015.63	1.13				9,355,463.64	3.05
151	CEMETERY	LMCU	137,354.33	1.00									137,354.33	1.00
206	FIRE FUND	FLAGSTAR	561,068.72	3.82										
		MI CLASS	1,520,667.44	5.02										
		FIRST UNITED CU			279,704.63	1.45	10/29/2023							
		CONSUMERS CU			277,245.98	0.65	5/23/2023							
	TOTAL FIRE FUND		2,081,736.16	4.70	556,950.92	1.05							2,638,687.08	3.93
207	POLICE FUND	FLAGSTAR	854,488.06	3.82										
		NORTHPOINTE BANK	285,117.54	3.25										
		CIBC/ fna PRIVATE			1,000,000.00	3.60	3/25/2026							
		LMCU			412,782.10	1.00	3/18/2024							
	TOTAL POLICE FUND		1,139,605.60	0.81	1,412,782.10	2.84							2,552,387.70	1.94
208	HAZMAT FUND	LMCU	44,413.81	0.75									44,413.81	0.75
209	OPEN SPACE	CONSUMERS CU	511,875.38	2.40										
		MI CLASS	393,012.43	5.02										
	TOTAL OPEN SPACE		904,887.81	3.54									904,887.81	3.54
211	DAM REPAIR	MI CLASS	278,355.42	5.02										
		LMCU			348,202.46	1.00	3/10/2024							
	TOTAL DAM REPAIR		278,355.42	5.02	348,202.46	1.00							626,557.88	2.79
216	PATHWAY FUND	MACATAWA	1,055,284.20	0.95										
		MI CLASS	112,331.99	5.02										
		GRAND RIVER			550,710.52	3.55	10/4/2024							
	TOTAL PATHWAY FUND		1,167,596.19	1.34	550,710.52	3.55							1,718,306.71	2.05
220	LARAWAY LAKE IMP	FLAGSTAR	22,074.31	3.75									22,074.31	3.75
230	THORAPPLE RIVER	FLAGSTAR	207,212.15	3.75									207,212.15	3.75
243	BROWNFIELD R. A.	CONSUMERS CU	10,957.97	2.40									10,957.97	2.40
246	PUBLIC UTILITY	FLAGSTAR	755,819.04	3.82										
	IRF	MI CLASS	880,118.67	5.02										
		COMERICA SECUR						976,741.00	4.82	10/26/2023				
	TOTAL PUBLIC UTILITY		1,635,937.71	4.47				976,741.00	4.82				2,612,678.71	4.60
248	DDA FUND	FLAGSTAR	166,354.92	3.82										
		MI CLASS	1,360,191.71	5.02										
		UNION BANK			263,178.58	2.45	8/26/2024							
		ADVENTURE CU			220,919.55	1.05	10/27/2025							
		COMERICA SECUR						1,176,107.61	4.00	10/31/2023				
	TOTAL DDA FUND		1,526,546.63	4.89	484,098.13	1.81		1,176,107.61	4.00				3,186,752.37	4.09
249	BLDG. INSPECTION	FLAGSTAR BANK	437,424.74	3.82										
		FLAGSTARL BANK R.	121,000.37	3.82										
		MI CLASS	418,530.84	5.02										
		FNB OF AMERICA			320,815.75	0.90	10/19/2024							
		FNB OF AMERICA			113,085.55	4.40	12/18/2023							
		FNB OF AMERICA			226,536.98	1.05	9/18/2026							
		FNB OF MI			558,974.90	2.40	3/11/2024							
		INDEPENDENT BANK			337,109.88	2.80	9/16/2024							
		COMERICA CD						250,000.00	4.25	4/4/2028				
		COMERICA CD						250,000.00	5.10	4/3/2026				
		COMERICA TR NOTE						928,595.79	4.02	8/15/2027				
		COMERICA SECUR						297,989.22	2.28	6/28/2024				
	TOTAL BLDG. INSPECT.		976,955.95	4.33	1,556,523.06	2.13		1,726,585.01	3.91				4,260,064.02	3.35
270	LIBRARY FUND	UNITED BANK	226,202.38	0.25										
		MI CLASS	482,128.18	4.85										
		UNITED BANK			500,000.00	3.50	10/16/2023							
		WMCB	31.47		273,476.66	2.15	7/27/2023							
		LMCU			453,604.26	1.00	3/27/2024							
		MSUFCU			582,446.18	4.21	4/12/2026							
		NORTHPOINTE BANK				0.90	4/8/2023							
	TOTAL LIBRARY FUND		708,362.03	3.38	1,809,527.10	2.90							2,517,889.13	3.03
282	CARES ACT FUND	LMCU	2,078,282.92	1.00									2,078,282.92	1.00
403	FIRE ST. #1	MI CLASS	2,938,586.46	5.02									2,938,586.46	5.02
701	T & A	HUNTINGTON BANK	176,969.45	0.30									176,969.45	0.30
701	JAMES TIMMONS	LMCU			12,400.00	1.10	3/22/2027						12,400.00	1.10
701	JACK SMITH INV.	HUNTINGTON BANK	23,167.77	0.30									23,167.77	0.30
701	HENRY KRAMER	HUNTINGTON BANK	15,402.70	0.30									15,402.70	0.30
	TOTAL		16,456,472.36	4.72	10,187,685.93	2.24		4,379,449.25	3.82				36,040,476.92	2.84

Submitted by *Oxana Sourine* 5/18/23
Oxana Sourine Deputy Treasurer Date

Reviewed by *Ken Peirce* 5/19/23
Ken Peirce Treasurer Date

Building Department

May Report Summary

- 968 permits issued & 2123 field inspections performed

Not much to report this month – the department is operating smoothly and providing great service to residents and contractors!

There are 4,229 open permits as of May 31 with a value of \$2,545,850.50

As always, feel free to reach out with any questions or comments on BD operations.

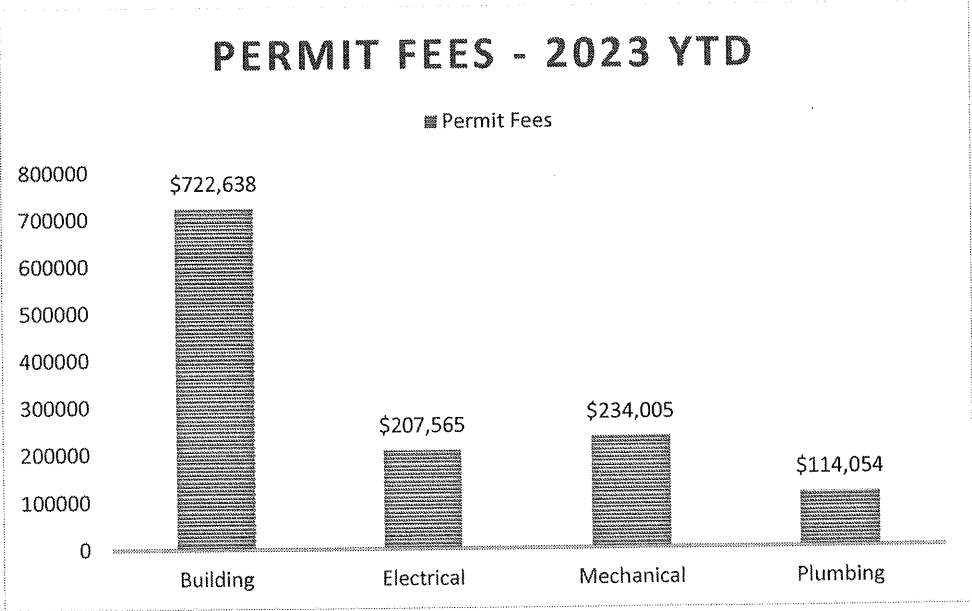

Brian Wilson

Director of Inspections



Cascade Inspection Services

MAY 2023

Permit Fees by Type



Permit Fees by Municipality



Township	#of Per Building	#of Per Electrical	# of Per Mechanical	# of Per Plumbing	Total Permits	Total Fees
PREV YTD TOTAL	698	\$171,996.00	\$180,732.60	\$84,415.00	2987	\$1,061,805.60
MAY						
Cascade	52	\$ 9,363.00	75	\$ 16,079.00	53	\$ 6,239.00
Lowell Twp	14	\$ 5,785.00	11	\$ 1,330.00	8	\$ 1,617.00
Ada	39	\$ 14,444.00	47	\$ 6,315.00	19	\$ 4,005.00
Vergennes	13	\$ 12,228.00	9	\$ 1,150.00	9	\$ 1,860.00
GR Twp	38	\$ 7,301.00	29	\$ 4,067.00	36	\$ 7,752.00
EGR	25	\$ 3,480.00	46	\$ 5,830.00	14	\$ 1,938.00
Plainfield	81	\$ 45,375.00	72	\$ 10,068.25	35	\$ 6,228.00
MONTH TOTAL	262	\$ 97,976.00	343	\$ 53,272.25	174	\$ 29,639.00
YTD - 2023	960	\$ 722,638.00	1460	\$ 234,004.85	638	\$ 114,054.00
TOTAL -2022	2778	\$1,696,765.75	4161	\$ 614,655.90	1829	\$ 323,360.00
TOTAL -2021	1974	\$ 765,878.00	4018	\$ 509,156.00	1818	\$ 257,436.00
TOTAL -2020	1628	\$ 803,244.00	3410	\$ 403,536.80	1616	\$ 212,701.00
TOTAL -2019	1675	\$ 631,143.50	3478	\$ 406,781.95	1469	\$ 206,608.00
TOTAL -2018	1705	\$ 920,876.00	3585	\$ 456,603.00	1654	\$ 238,664.00
TOTAL -2017	1758	\$ 753,389.00	3273	\$ 412,867.25	1485	\$ 219,324.00
TOTAL -2016	1475	\$529,552.24	3217	\$383,718.00	1404	\$190,762.00
TOTAL -2015	1510	\$ 665,025.51	3070	\$ 385,822.30	1361	\$ 216,089.00
TOTAL -2014	1354	\$ 615,191.80	2860	\$ 359,989.90	1257	\$ 196,553.00
TOTAL -2013	1241	\$644,712.00	2583	\$334,045.70	969	\$142,474.00
TOTAL -2012	1,122	\$511,272.00	2,134	\$247,625.30	835	\$118,335.00
TOTAL -2011	949	\$410,550.75	1585	\$189,180.10	753	\$111,023.00
TOTAL -2010	850	\$309,779.00	1644	\$188,927.25	625	\$94,790.00
TOTAL -2009	712	\$222,039.00	1313	\$149,101.75	554	\$74,397.00
TOTAL -2008	848	\$582,100.75	1348	\$164,271.30	697	\$91,695.00
TOTAL -2007	1032	\$336,749.55	1447	\$151,002.60	778	\$98,270.00
TOTAL -2006	1181	\$481,673.30	2147	\$243,076.90	1243	\$162,020.00
TOTAL -2005	1032	\$419,355.30	1874	\$211,234.15	1111	\$144,926.00
MONTH TOTAL	968	\$216,456.25	968	\$216,456.25	968	\$216,456.25
YTD - 2023	3955	\$ 1,278,261.85	638	\$ 114,054.00	3955	\$ 1,278,261.85
TOTAL -2022	11185	\$ 3,120,765.61	1829	\$ 323,360.00	11185	\$ 3,120,765.61
TOTAL -2021	10239	\$ 1,967,041.60	1818	\$ 257,436.00	10239	\$ 1,967,041.60
TOTAL -2020	8671	\$ 1,726,619.65	1616	\$ 212,701.00	8671	\$ 1,726,619.65
TOTAL -2019	8910	\$ 1,591,688.45	1469	\$ 206,608.00	8910	\$ 1,591,688.45
TOTAL -2018	9060	\$ 1,996,897.00	1654	\$ 238,664.00	9060	\$ 1,996,897.00
TOTAL -2017	8726	\$ 1,762,559.25	1485	\$ 219,324.00	8726	\$ 1,762,559.25
TOTAL -2016	8088	\$ 1,414,495.24	1404	\$190,762.00	8088	\$ 1,414,495.24
TOTAL -2015	7889	\$ 1,594,801.81	1361	\$ 216,089.00	7889	\$ 1,594,801.81
TOTAL -2014	7251	\$ 1,469,705.70	1257	\$ 196,553.00	7251	\$ 1,469,705.70
TOTAL -2013	6460	\$ 1,409,673.76	969	\$142,474.00	6460	\$ 1,409,673.76
TOTAL -2012	5,440	\$ 1,065,999.29	835	\$118,335.00	5,440	\$ 1,065,999.29
TOTAL -2011	4277	\$ 859,303.35	753	\$111,023.00	4277	\$ 859,303.35
TOTAL -2010	4449	\$ 756,490.25	625	\$94,790.00	4449	\$ 756,490.25
TOTAL -2009	3463	\$ 571,382.75	554	\$74,397.00	3463	\$ 571,382.75
TOTAL -2008	3933	\$ 951,266.55	697	\$91,695.00	3933	\$ 951,266.55
TOTAL -2007	4326	\$ 723,879.15	778	\$98,270.00	4326	\$ 723,879.15
TOTAL -2006	5173	\$ 940,523.41	1243	\$162,020.00	5173	\$ 940,523.41
TOTAL -2005	5386	\$ 967,209.45	1111	\$144,926.00	5386	\$ 967,209.45

	JAN	FEB	MARCH	APR	MAY	JUNE	JULY	AUGUST	SEPT	OCT	NOV	DEC	TOTAL
Township							2023						
Ada Twp	\$24,211.00	\$24,785.00	\$182,758.00	\$26,118.50	\$31,347.00								289,219.50
Permit Fees													-
Special Insp													-
Ada Total	\$24,211.00	\$24,785.00	\$182,758.00	\$26,118.50	\$31,347.00								289,219.50
Plainfield	\$52,706.25	\$36,540.00	\$81,445.00	\$54,209.75	\$70,032.25								\$294,933.25
Permit Fees													-
Special Insp													-
Plainfield Total	\$52,706.25	\$36,540.00	\$81,445.00	\$54,209.75	\$70,032.25								294,933.25
East Gr	\$21,845.00	\$17,861.00	\$17,422.00	\$19,224.00	\$14,541.00								90,893.00
Permit Fees													-
Special Insp													-
East Gr Tot	\$21,845.00	\$17,861.00	\$17,422.00	\$19,224.00	\$14,541.00								90,893.00
GR Twp	\$37,532.00	\$25,961.00	\$155,716.25	\$42,395.75	\$31,620.00								293,225.00
Permit Fees													-
Special Insp													-
GR Twp tot	\$37,532.00	\$25,961.00	\$155,716.25	\$42,395.75	\$31,620.00								293,225.00
Lowell Twp	\$5,908.00	\$6,658.00	\$6,929.00	\$8,827.00	\$10,429.00								38,751.00
Permit Fees													-
Special Insp													-
Lowell Tot	\$5,908.00	\$6,658.00	\$6,929.00	\$8,827.00	\$10,429.00								38,751.00
Vergennes	\$3,564.00	\$7,427.00	\$9,919.00	\$7,800.00	\$18,130.00								46,840.00
Permit Fees													-
Special Insp													-
Verg Total	\$3,564.00	\$7,427.00	\$9,919.00	\$7,800.00	\$18,130.00								46,840.00
Permit Fees													-
Special Insp													-
Subtotal	\$145,766.25	\$119,232.00	\$454,189.25	\$158,575.00	\$176,099.25								1,053,861.75
Cascade	\$35,586.50	\$34,707.25	\$64,136.50	\$49,612.85	\$40,357.00								224,400.10
Total w/ Cas	\$181,352.75	\$153,939.25	\$518,325.75	\$208,187.85	\$216,456.25								1,278,261.85
			2023 YTD	\$1,278,261.85			2022 YTD	1,179,179					DIFFERENCE
													\$99,082.39
GRAND TOTAL PERMIT FEE CHART													

CASCADE CONSOLIDATED FEES

YEAR 2023

MONTH	Building Comm.	Building Residential	Electrical	Mechanical	Plumbing	TOTAL
JANUARY	\$8,106.00	\$4,452.00	\$9,114.00	\$9,638.50	\$4,276.00	\$35,586.50
FEBRUARY	\$6,332.00	\$7,166.00	\$7,190.00	\$8,815.25	\$5,204.00	\$34,707.25
MARCH	\$17,660.00	\$9,416.00	\$21,793.00	\$10,128.50	\$5,139.00	\$64,136.50
APRIL	\$1,844.00	\$16,659.00	\$13,404.00	\$10,704.85	\$7,001.00	\$49,612.85
MAY	\$2,123.00	\$7,240.00	\$8,676.00	\$16,079.00	\$6,239.00	\$40,357.00
JUNE						
JULY						
AUGUST						
SEPTEMBER						
OCTOBER						
NOVEMBER						
DECEMBER						
YEAR END TOTAL	\$36,065.00	\$44,933.00	\$60,177.00	\$55,366.10	\$27,859.00	\$224,400.10
PERMIT # FOR MONTH	4	48	44	75	53	224
PREV PERMIT TOTAL	31	126	165	240	129	691
PERMIT TOTAL FOR YR	35	174	209	315	182	915
YEAR TO DATE	2023	\$224,400.10				
YEAR TO DATE	2022	\$277,372.75				
UNDER	\$52,972.65					

CASCADE SINGLE FAMILY HOMES

	MAY	YTD 2023	2022	2021	2020
Number of Permits					
New Residential Homes	1	9	49	69	55
VALUE - RESIDENTIAL	\$ 265,000.00	\$ 26,494,794.00	\$ 35,750,549.00	\$ 36,003,102.00	\$ 36,322,102.00

Printed: 06/01/2023

Cascade Twp -Permit Report by Category/ Fe

1/1/2023 12:00:00 to 5/31/2023 12:00:00

Permit	Applicant	Address	Issue Date	Project Value	Permit Fee
Res. Single Family					
PB23000971	BUFFUM BUILDERS	LI5992 HALLIDAY RIDGE DR SE	05/30/2023	265,000	1,353.00
				265,000	1,353.00
1	Permits	Value Total		265,000	1,353



Cascade Charter Township Seminar/Conference Attendance Request Form

This form must be filled out if the employee is requesting Township payment or reimbursement for the employee's attendance to a seminar or conference.

Conditions:

1. Cascade Charter Township will reimburse employees for approved registration for work related seminars and conferences. Individual seminars and conferences must be related to the employee's current job duties or a foreseeable-future position in the organization in order to be eligible for
2. Some seminars/conferences that an employee may attend may be unrelated to their particular job or government in general, and are therefore not covered by this assistance policy.
3. Any request that requires an overnight stay or expenditure over \$1,000 requires Township Board approval before the seminar/conference is attended.
4. Under extenuating circumstances, the Township Manager may approve an overnight stay or expenditure over \$1,000 for a conference or seminar prior to Township Board approval. The request must be made before attendance to a seminar/conference. The Township Board will be informed of request at their next scheduled meeting.

This form must be completed by the employee and approved by the Township Manager and/or Township Board before the seminar/conference is attended.

Name: Todd Stevenson & Josh Dettwiler Application Date: 5-21-2023

Name of Proposed Seminar/Conference: NFPA 1700 - Evidence-Based Structural Firefighting

Seminar/Conference Date(s): June 24 & 25 - 2023

Location of Seminar/Conference: Valparaiso IN.

Description of Seminar/Conference: *(may also be attached)*

2 day hands on course to build skills in areas like: Building Construction, Strategic Considerations, PPE Considerations, DeCon - Please see attached sheet for more in-depth description

How will the Seminar/Conference benefit the employee and the township?

Lieutenant Josh Dettwiler and myself or both State Certified Instructors and we will take what we learn from this two day hands-on-course to develop various training classes for our members. A Township that invest in their fire department's training helps insure the community is getting the best possible service when they are in need.

Cost of the Seminar/Conference:

Registration \$ 100.00 - Total

Lodging \$ 700.00 - 2 room for 2 nights

Travel \$ n/a

Account # 206-336-726-000

Applicant: 
Signature

Approvals:

Department Head: 
Signature

5-25-23
Date

Township Manager: _____
Signature

Date

Clerk: _____
(Signature Indicates Township Board Approval)

Date

- Original to Personnel File
- 1 Copy to Applicant
- 1 Copy to Accounting

(<https://www.isfsi.org/>)

Login

(<https://www.isfsi.org/li/in/>)

Join Now

(<page/join-isfsi>)



(<http://isfsi.socious.com/>)

NFPA 1700

The ISFSI NFPA 1700 class is a dynamic training opportunity designed to provide participants with the knowledge, skills, abilities, and resources needed to implement NFPA 1700 within their own departments. This two-day course, funded by the FEMA AFG Program, is a partnership between the ISFSI and the Underwriters Laboratories Fire Safety Research Institute (UL FSRI). Course participants will complete an online training program developed by UL focused on evidence-based structural firefighting prior to attending the two-day workshop. Over the course of two days, participants will receive lessons on critical topics such as building construction and fire specific tactical considerations to provide the foundation for the practical portion of the program. Our hands-on-training program blends the power of demonstration with several practical skills evolutions to build the skills necessary for success on the modern fire ground. These skill stations include fire control, search and rescue, ventilation, incident command, and firefighter safety. The course concludes with a real-time scenario that reinforces all of the lessons covered over two days.

Learning Objectives:

- Fundamentals of Fire Science
- Building Construction & Structural Considerations
- Strategic Considerations
- Fire Specific Tactical Considerations
- Implementation of NFPA 1700
- PPE Considerations
- Implementing Fire Scene Decon Procedures

Program Delivery Options:

- 16-hour Classroom and Hands-on-Training Course
- Online course through UL-FSRI (<https://training.fsri.org>)

**REVENUE AND EXPENDITURE REPORT FOR CASCADE CHARTER TOWNSHIP
PERIOD ENDING 04/30/2023**

*NOTE: Available Balance / Pct Budget Used does not reflect amounts encumbered.

		PRE-AUDIT		YTD BALANCE	ACTIVITY FOR	AVAILABLE	% BDGT
GL NUMBER	DESCRIPTION	2022 AMENDED BUDGET	2023 AMENDED BUDGET	04/30/2023 NORM (ABNORM)	MONTH 04/30/23 INCR (DECR)	BALANCE NORM (ABNORM)	USED
Fund 101 - GENERAL FUND							
Revenue							
101-000-401-401	GENERAL PROPERTY TAXES	1,517,478.08	1,606,382.00	1,564,666.12	0.00	41,715.88	97.40
101-000-401-405	STREETLIGHT	81,000.00	72,300.00	70,843.80	0.00	1,456.20	97.99
101-000-401-410	PERSONAL PROPERTY TAX	97,406.37	96,676.00	91,152.63	0.00	5,523.37	94.29
101-000-401-420	DELINQUENT TAXES	5,000.00	5,000.00	3,372.63	3,372.63	1,627.37	67.45
101-000-401-437	ABATEMENT TAXES	14,699.91	14,693.00	15,047.90	0.00	(354.90)	102.42
101-000-401-445	INTEREST & PENALTIES ON TAXES	5,000.00	5,000.00	1,957.99	914.60	3,042.01	39.16
101-000-401-447	TAX ADMINISTRATION FEES	645,000.00	685,000.00	204,039.38	571.31	480,960.62	29.79
101-000-477-460	CABLE REVENUE	324,000.00	330,800.00	6,984.30	6,984.30	323,815.70	2.11
101-000-477-465	CABLE - PEG FEES	66,000.00	66,800.00	2,095.30	2,095.30	64,704.70	3.14
101-000-479-000	OTHER PERMITS	200.00	200.00	200.00	0.00	0.00	100.00
101-000-493-000	DOG LICENSES	150.00	100.00	0.00	0.00	100.00	0.00
101-000-495-000	LIQUOR LICENSE	39,940.00	36,000.00	27.50	27.50	35,972.50	0.08
101-000-539-576	STATE SHARED REV.-SALES TAX	2,488,999.00	2,112,315.00	697,154.00	325,590.00	1,415,161.00	33.00
101-000-539-581	METRO ACT	22,000.00	23,900.00	500.00	0.00	23,400.00	2.09
101-000-573-000	COMMUNITY STABILIZATION SHARE TAX	78,731.10	80,971.00	31,720.12	0.00	49,250.88	39.17
101-000-600-608	PLANNING AND ZONING FEES	25,000.00	25,000.00	3,180.00	340.00	21,820.00	12.72
101-000-600-610	SUMMER TAX COLLECTION FEE	26,500.00	26,500.00	0.00	0.00	26,500.00	0.00
101-000-600-611	SEWER & WATER IMPLEMENTATION	40,000.00	21,000.00	0.00	0.00	21,000.00	0.00
101-000-600-614	PA 198 TAX APPLICATION FEE	2,000.00	2,000.00	0.00	0.00	2,000.00	0.00
101-000-600-626	PASSPORT APPLICATION FEE	10,500.00	12,500.00	6,090.00	980.00	6,410.00	48.72
101-000-600-634	CEMETERY-OPENINGS AND CLOSINGS	18,000.00	25,000.00	7,800.00	2,200.00	17,200.00	31.20
101-000-600-647	YARD WASTE TAG FEE	1,000.00	1,000.00	0.00	0.00	1,000.00	0.00
101-000-665-000	INTEREST ON INVESTMENTS	86,500.00	112,000.00	45,298.29	16,286.28	66,701.71	40.44
101-000-667-002	DAM LEASE PAYMENTS	70,000.00	70,000.00	17,500.00	0.00	52,500.00	25.00
101-000-667-003	RENTAL OF FACILITIES	600.00	800.00	205.00	30.00	595.00	25.63
101-000-667-004	CELLULAR TOWERS	109,000.00	112,500.00	50,504.56	5,774.36	61,995.44	44.89
101-000-667-014	CELL TOWER - KEPS ANTENA LEASE	1,800.00	1,800.00	225.00	0.00	1,575.00	12.50
101-000-673-000	SALE OF ASSETS	2,500.00	2,500.00	0.00	0.00	2,500.00	0.00
101-000-674-000	4TH OF JULY SPONSORS	20,000.00	20,000.00	12,600.00	900.00	7,400.00	63.00
101-000-674-100	DONATIONS	0.00	0.00	850.00	850.00	(850.00)	100.00
101-000-674-200	PARK DONATIONS	2,200.00	2,000.00	0.00	0.00	2,000.00	0.00
101-000-675-675	MISCELLANEOUS INCOME	22,000.00	4,000.00	23,299.14	49.57	(19,299.14)	582.48
101-000-675-680	MISC INCOME - TRANSIT TICKETS	500.00	500.00	210.00	105.00	290.00	42.00
101-000-676-000	ELECTION REIMBURSEMENT	0.00	5,000.00	0.00	0.00	5,000.00	0.00
101-000-676-100	REIMBURSEMENTS/REFUNDS	0.00	0.00	468.00	0.00	(468.00)	100.00
101-000-677-000	DDA CONTRIBUTION	98,077.00	102,000.00	0.00	0.00	102,000.00	0.00
101-000-679-000	INTERFUND REIMBURSE/BLDG INSPECTION FUNE	130,000.00	122,000.00	40,034.25	12,827.30	81,965.75	32.81
101-000-679-100	REIMBURSEMENT FROM PATHWAYS	50,974.00	53,000.00	0.00	0.00	53,000.00	0.00
101-000-679-200	REIMBURSEMENT FROM LIBRARY	38,231.00	39,754.00	0.00	0.00	39,754.00	0.00
101-000-679-300	REIMBURSEMENT FOR ENGINEERING	0.00	40,000.00	0.00	0.00	40,000.00	0.00
101-000-681-000	PARK INCOME	8,400.00	8,400.00	3,855.00	575.00	4,545.00	45.89
101-000-699-100	TRANSFER FROM POLICE	(103,360.00)	0.00	0.00	0.00	0.00	0.00
Total Revenue		6,046,026.46	5,945,391.00	2,901,880.91	380,473.15	3,043,510.09	
Dept 101 - TOWNSHIP BOARD							
101-101-704-000	WAGES- TRUSTEES (4)	42,183.00	44,950.00	11,468.12	3,745.84	33,481.88	25.51
101-101-704-001	WAGES - TOWNSHIP SUPERVISOR	0.00	24,973.00	6,371.17	2,081.02	18,601.83	25.51
101-101-704-002	WAGES - TOWNSHIP CLERK	0.00	19,997.00	5,096.92	1,664.81	14,900.08	25.49
101-101-704-003	WAGES - TOWNSHIP TREASURER	0.00	19,997.00	1,767.30	0.00	18,229.70	8.84
101-101-723-000	TOWNSHIP DUES	19,350.00	22,750.00	2,060.18	0.00	20,689.82	9.06
101-101-723-001	ELECTED OFFICIAL MEMBERSHIPS AND DUES	0.00	400.00	50.00	50.00	350.00	12.50
101-101-724-000	EDUCATION	2,000.00	6,000.00	992.36	992.36	5,007.64	16.54
101-101-860-000	TOWNSHIP BOARD MILEAGE	250.00	2,500.00	572.44	572.44	1,927.56	22.90
101-101-862-500	TOWNSHIP BOARD EXPENSE ACCOUNT	500.00	2,500.00	261.12	261.12	2,238.88	10.44
101-101-924-100	TOWNSHIP BOARD CELL PHONES/DATA	1,200.00	3,300.00	2,036.72	1,976.60	1,263.28	61.72
101-101-967-000	SPECIAL PROJECTS - STRATEGIC PLAN	0.00	18,000.00	2,360.00	0.00	15,640.00	13.11
101-101-981-000	OFFICE EQUIPMENT	1,000.00	5,300.00	1,232.00	1,232.00	4,068.00	23.25
Net - Dept 101 - TOWNSHIP BOARD		66,483.00	170,667.00	34,268.33	12,576.19	136,398.67	
Dept 171 - SUPERVISOR							
101-171-702-000	WAGES- FULL TIME	50,767.00	0.00	0.00	0.00	0.00	0.00
101-171-702-001	WAGES - DEPARTMENT HEAD	140,922.00	0.00	0.00	0.00	0.00	0.00
101-171-704-000	WAGES- TOWNSHIP SUPERVISOR	23,435.00	0.00	0.00	0.00	0.00	0.00
101-171-707-100	ADDITIONAL HELP/OT	1,000.00	0.00	0.00	0.00	0.00	0.00
101-171-723-000	SUPERVISOR MEMBERSHIPS AND DUES	3,050.00	0.00	0.00	0.00	0.00	0.00
101-171-724-000	EDUCATION	5,100.00	0.00	0.00	0.00	0.00	0.00
101-171-860-000	SUPERVISOR MILEAGE	4,000.00	0.00	0.00	(380.91)	0.00	0.00
101-171-862-500	SUPERVISOR EXPENSE ACCOUNT	500.00	0.00	0.00	(136.04)	0.00	0.00
101-171-862-550	MANAGER EXPENSE ACCOUNT	1,000.00	0.00	0.00	0.00	0.00	0.00
101-171-901-000	SUPERVISOR PUBLICATIONS	500.00	0.00	0.00	0.00	0.00	0.00
101-171-925-000	CELL PHONE/ DATA	1,800.00	0.00	(164.83)	(612.39)	164.83	100.00

**REVENUE AND EXPENDITURE REPORT FOR CASCADE CHARTER TOWNSHIP
PERIOD ENDING 04/30/2023**

*NOTE: Available Balance / Pct Budget Used does not reflect amounts encumbered.

		PRE-AUDIT		YTD BALANCE	ACTIVITY FOR	AVAILABLE	% BGDG
GL NUMBER	DESCRIPTION	2022 AMENDED BUDGET	2023 AMENDED BUDGET	04/30/2023 NORM (ABNORM)	MONTH 04/30/23 INCR (DECR)	BALANCE NORM (ABNORM)	USED
101-171-967-000	SPECIAL PROJECTS	10,000.00	0.00	0.00	0.00	0.00	0.00
101-171-981-000	OFFICE EQUIPMENT	2,000.00	0.00	(1,232.00)	(1,232.00)	1,232.00	100.00
Net - Dept 171 - SUPERVISOR		244,074.00	0.00	(1,396.83)	(2,361.34)	1,396.83	
Dept 215 - CLERK							
101-215-702-000	WAGES- FULL TIME	57,748.00	0.00	0.00	0.00	0.00	0.00
101-215-704-000	WAGES- CLERK	18,748.00	0.00	0.00	0.00	0.00	0.00
101-215-723-000	CLERK MEMBERSHIPS AND DUES	800.00	0.00	0.00	(340.00)	0.00	0.00
101-215-724-000	EDUCATION	4,100.00	0.00	0.00	(1,257.08)	0.00	0.00
101-215-768-000	UNIFORMS	1,000.00	0.00	0.00	0.00	0.00	0.00
101-215-860-000	CLERK MILEAGE	1,200.00	0.00	0.00	(133.96)	0.00	0.00
101-215-862-500	CLERK'S EXPENSE ACCOUNT	500.00	0.00	0.00	(93.75)	0.00	0.00
101-215-925-000	CELL PHONE/ DATA	1,800.00	0.00	(176.12)	(1,094.86)	176.12	100.00
101-215-981-000	OFFICE EQUIPMENT	2,000.00	0.00	(2,166.00)	(2,254.85)	2,166.00	100.00
Net - Dept 215 - CLERK		87,896.00	0.00	2,342.12	5,174.50	(2,342.12)	
Dept 225 - ADMINISTRATIVE							
101-225-702-000	WAGES- FULL TIME	144,006.00	393,150.00	112,832.92	27,110.28	280,317.08	28.70
101-225-702-001	WAGES - DEPARTMENT HEAD	0.00	146,560.00	44,447.28	10,625.82	102,112.72	30.33
101-225-702-050	HR DIRECTOR SALARY	0.00	0.00	0.00	648.00	0.00	0.00
101-225-702-713	OVERTIME	5,000.00	4,000.00	0.00	0.00	4,000.00	0.00
101-225-704-000	WAGES- PART TIME	45,864.00	50,425.00	15,688.41	3,959.81	34,736.59	31.11
101-225-707-000	WAGES- CASUAL	5,000.00	10,000.00	0.00	0.00	10,000.00	0.00
101-225-723-000	MEMBERSHIP AND DUES	710.00	4,310.00	1,533.00	340.00	2,777.00	35.57
101-225-724-000	EDUCATION	6,000.00	19,850.00	2,919.84	2,549.84	16,930.16	14.71
101-225-726-000	EMPLOYEE TRAINING	10,000.00	10,000.00	47.78	47.78	9,952.22	0.48
101-225-727-000	OFFICE SUPPLIES	15,000.00	15,000.00	4,711.71	1,351.40	10,288.29	31.41
101-225-730-000	POSTAGE	19,000.00	16,000.00	5,336.25	2,700.00	10,663.75	33.35
101-225-752-000	SUPPLIES	0.00	0.00	0.00	(82.81)	0.00	0.00
101-225-787-000	MISCELLANEOUS	15,000.00	16,800.00	6,574.42	1,545.51	10,225.58	39.13
101-225-807-000	AUDIT FEES & SERVICES	15,480.00	15,480.00	12,800.00	12,800.00	2,680.00	82.69
101-225-810-000	LIABILITY INSURANCE	26,160.00	29,271.00	29,271.00	29,271.00	0.00	100.00
101-225-814-000	TAX/ASSESSING ADMIN COSTS	22,000.00	22,000.00	6,417.20	572.78	15,582.80	29.17
101-225-815-000	COMPUTER COSTS-ISP	5,500.00	5,500.00	888.00	311.00	4,612.00	16.15
101-225-815-100	COMPUTER COSTS-WEB SITE	6,000.00	6,000.00	0.00	0.00	6,000.00	0.00
101-225-816-000	INSECT/WEED CONTROL	39,500.00	59,500.00	0.00	0.00	59,500.00	0.00
101-225-821-000	ENGINEERING COSTS	35,000.00	15,000.00	1,739.00	0.00	13,261.00	11.59
101-225-826-000	LEGAL FEES	125,000.00	75,000.00	14,632.50	6,867.50	60,367.50	19.51
101-225-860-000	ADMINISTRATIVE MILEAGE	500.00	5,600.00	210.87	226.05	5,389.13	3.77
101-225-862-500	EXPENSE ACCOUNT	0.00	1,000.00	62.54	62.54	937.46	6.25
101-225-881-000	FOURTH OF JULY	50,000.00	55,000.00	25,937.50	0.00	29,062.50	47.16
101-225-881-200	HALLOWEEN	2,500.00	2,000.00	0.00	0.00	2,000.00	0.00
101-225-881-300	KDL MUSIC PROGRAMING	3,500.00	3,500.00	0.00	0.00	3,500.00	0.00
101-225-881-400	HERITAGE DAY FESTIVAL	15,500.00	15,000.00	724.32	0.00	14,275.68	4.83
101-225-882-000	SENIOR CITIZENS	2,000.00	2,000.00	0.00	0.00	2,000.00	0.00
101-225-885-000	NEWSLETTER	22,800.00	24,800.00	0.00	0.00	24,800.00	0.00
101-225-900-000	PRINTING/PUBLISHING	12,000.00	12,000.00	3,857.81	155.66	8,142.19	32.15
101-225-901-000	PUBLICATIONS	0.00	1,000.00	0.00	0.00	1,000.00	0.00
101-225-924-100	CELL PHONES/DATA	1,800.00	3,600.00	1,234.42	269.95	2,365.58	34.29
101-225-939-000	SERVICE CONTRACTS	17,000.00	32,600.00	5,783.27	3,701.20	26,816.73	17.74
101-225-941-000	POSTAGE MACHINE LEASE	2,800.00	2,000.00	489.75	0.00	1,510.25	24.49
101-225-955-000	CABLE EQUIPMENT GRANTS	35,000.00	35,000.00	35,000.00	35,000.00	0.00	100.00
101-225-955-100	TRANSFERS IN	3,000.00	3,000.00	0.00	0.00	3,000.00	0.00
101-225-955-952	REGIS	60,531.25	42,000.00	0.00	0.00	42,000.00	0.00
101-225-955-954	NPDES PHASE II	10,500.00	12,000.00	0.00	0.00	12,000.00	0.00
101-225-955-955	COMMUNITY MEDIA CENTER	5,000.00	5,000.00	5,000.00	5,000.00	0.00	100.00
101-225-956-000	RIGHT PLACE PROGRAM	9,000.00	9,000.00	9,000.00	0.00	0.00	100.00
101-225-957-000	GENERAL FUND PHYSICAL EXAMS	2,000.00	1,000.00	0.00	0.00	1,000.00	0.00
101-225-964-100	PROPERTY TAX REFUNDS	2,500.00	2,500.00	8.57	0.00	2,491.43	0.34
101-225-967-000	SPECIAL PROJECTS - COMMUNICATIONS CONSULT	84,000.00	84,000.00	33,188.51	6,755.23	50,811.49	39.51
101-225-967-001	SPECIAL PROJECTS - BSA CLOUD IMPLIMENT	0.00	40,000.00	0.00	0.00	40,000.00	0.00
101-225-981-000	OFFICE EQUIPMENT	9,600.00	13,800.00	2,270.35	2,270.35	11,529.65	16.45
Net - Dept 225 - ADMINISTRATIVE		891,751.25	1,321,246.00	382,607.22	154,058.89	938,638.78	
Dept 250 - BENEFITS/INSURANCE							
101-250-715-000	FICA-EMPLOYER	128,055.00	142,776.00	40,729.08	8,644.11	102,046.92	28.53
101-250-716-000	DEFINED CONTRIBUTION PLAN	124,821.00	142,952.00	33,842.74	8,753.31	109,109.26	23.67
101-250-717-000	WORKERS COMP INSURANCE	55,000.00	50,000.00	(1,498.80)	0.00	51,498.80	(3.00)
101-250-718-000	VISION INSURANCE BENEFITS	2,563.00	2,461.00	705.91	343.50	1,755.09	28.68
101-250-718-200	OTHER BENEFITS	40,600.00	43,500.00	37,500.00	0.00	6,000.00	86.21
101-250-718-300	OTHER BENEFITS- PTO BUYBACK PROGRAM	20,000.00	15,000.00	0.00	0.00	15,000.00	0.00
101-250-719-000	HEALTH INSURANCE BENEFITS	255,751.00	240,457.00	94,925.47	18,168.70	145,531.53	39.48
101-250-719-100	OPT-OUT INSURANCE	4,000.00	8,000.00	0.00	0.00	8,000.00	0.00
101-250-720-000	LIFE & DIS INSURANCE BENEFITS	16,100.00	20,804.00	6,029.41	1,138.80	14,774.59	28.98

**REVENUE AND EXPENDITURE REPORT FOR CASCADE CHARTER TOWNSHIP
PERIOD ENDING 04/30/2023**

*NOTE: Available Balance / Pct Budget Used does not reflect amounts encumbered.

		PRE-AUDIT		YTD BALANCE	ACTIVITY FOR	AVAILABLE	% BGDG
GL NUMBER	DESCRIPTION	2022 AMENDED BUDGET	2023 AMENDED BUDGET	04/30/2023 NORM (ABNORM)	MONTH 04/30/23 INCR (DECR)	BALANCE NORM (ABNORM)	USED
101-250-721-000	DENTAL INSURANCE BENEFITS	20,994.00	20,804.00	6,432.98	969.13	14,371.02	30.92
101-250-722-000	PENSION PLAN BENEFITS	98,500.00	85,000.00	44,155.02	11,038.76	40,844.98	51.95
Net - Dept 250 - BENEFITS/INSURANCE		766,384.00	771,754.00	262,821.81	49,056.31	508,932.19	
Dept 253 - TREASURER							
101-253-702-000	WAGES- FULL TIME	119,828.00	0.00	0.00	0.00	0.00	0.00
101-253-704-000	WAGES- TREASURER	18,748.00	0.00	0.00	0.00	0.00	0.00
101-253-707-000	WAGES- CASUAL	3,000.00	0.00	0.00	0.00	0.00	0.00
101-253-707-100	ADDITIONAL HELP/OVERTIME	1,500.00	0.00	0.00	0.00	0.00	0.00
101-253-723-000	TREASURER MEMBERSHIPS AND DUES	650.00	0.00	0.00	(50.00)	0.00	0.00
101-253-724-000	EDUCATION	3,000.00	0.00	(379.00)	(379.00)	379.00	100.00
101-253-860-000	TREASURER MILEAGE	750.00	0.00	0.00	(130.35)	0.00	0.00
101-253-862-500	TREASURER'S EXPENSE ACCOUNT	200.00	0.00	0.00	0.00	0.00	0.00
101-253-924-100	TREASURER'S CELL PHONES/DATA	600.00	0.00	(10.02)	(30.06)	10.02	100.00
101-253-939-000	TREASURER SERVICE CONTRACTS	2,500.00	0.00	0.00	0.00	0.00	0.00
101-253-981-000	OFFICE EQUIPMENT	6,500.00	0.00	0.00	0.00	0.00	0.00
Net - Dept 253 - TREASURER		157,276.00	0.00	(389.02)	(589.41)	389.02	
Dept 257 - ASSESSING							
101-257-702-000	WAGES- FULL TIME	131,470.00	140,015.00	43,081.28	10,770.32	96,933.72	30.77
101-257-702-001	WAGES- DEPARTMENT HEAD	92,352.00	111,147.00	34,198.96	8,549.74	76,948.04	30.77
101-257-707-000	WAGES- CASUAL	25,110.00	25,780.00	4,068.50	968.20	21,711.50	15.78
101-257-723-000	ASSESSING MEMBERSHIPS AND DUES	2,170.00	1,715.00	200.00	200.00	1,515.00	11.66
101-257-724-000	EDUCATION	8,920.00	9,650.00	2,238.99	1,468.99	7,411.01	23.20
101-257-727-000	ASSESSING PUBLICATION/SUPPLIES	1,500.00	1,500.00	509.82	357.00	990.18	33.99
101-257-801-000	ASSESSING CONTRACTUAL SERVICES	18,000.00	0.00	0.00	0.00	0.00	0.00
101-257-808-000	BOARD OF REVIEW EXPENSES	4,200.00	3,700.00	1,609.03	359.44	2,090.97	43.49
101-257-860-000	ASSESSING MILEAGE	2,900.00	2,900.00	72.06	37.34	2,827.94	2.48
101-257-862-500	ASSESSING EXPENSE ACCOUNT	100.00	100.00	0.00	0.00	100.00	0.00
101-257-900-000	ASSESSING PRINTING AND PUBLISHING	1,100.00	1,100.00	802.00	0.00	298.00	72.91
101-257-924-100	CELL PHONES/DATA	2,700.00	2,700.00	652.03	169.41	2,047.97	24.15
101-257-939-000	ASSESSING SERVICE CONTRACTS	12,305.00	13,000.00	2,352.00	0.00	10,648.00	18.09
101-257-981-000	OFFICE EQUIPMENT	3,000.00	4,200.00	0.00	0.00	4,200.00	0.00
Net - Dept 257 - ASSESSING		305,827.00	317,507.00	89,784.67	22,880.44	227,722.33	
Dept 262 - ELECTIONS							
101-262-707-000	WAGES- CASUAL	62,320.00	40,000.00	4,977.26	1,724.11	35,022.74	12.44
101-262-756-000	ELECTION SUPPLIES	30,250.00	10,000.00	3,704.15	177.19	6,295.85	37.04
101-262-788-000	ELECTION MISC. EXPENSES	5,000.00	2,500.00	8,282.85	187.59	(5,782.85)	331.31
101-262-932-000	MAINT/OFFICE EQUIP & COMPUTER REPAIR	1,000.00	1,000.00	0.00	0.00	1,000.00	0.00
Net - Dept 262 - ELECTIONS		98,570.00	53,500.00	16,964.26	2,088.89	36,535.74	
Dept 265 - BUILDING AND GROUNDS							
101-265-702-000	WAGES- FULL TIME	366,028.00	286,449.00	82,934.14	20,865.19	203,514.86	28.95
101-265-702-713	OVERTIME	10,000.00	10,000.00	1,158.61	241.32	8,841.39	11.59
101-265-707-000	WAGES- CASUAL	57,600.00	57,600.00	0.00	0.00	57,600.00	0.00
101-265-724-000	EDUCATION	1,250.00	1,250.00	0.00	0.00	1,250.00	0.00
101-265-768-000	BLDG & GROUNDS UNIFORMS	3,200.00	3,200.00	0.00	0.00	3,200.00	0.00
101-265-802-200	JANITORIAL & MAINTENANCE	2,000.00	14,000.00	99.95	0.00	13,900.05	0.71
101-265-860-000	MILEAGE	100.00	100.00	0.00	0.00	100.00	0.00
101-265-863-000	VEHICLE MAINT	47,900.00	35,000.00	26,315.71	13,309.45	8,684.29	75.19
101-265-864-000	FUEL	24,000.00	26,000.00	4,719.07	1,264.38	21,280.93	18.15
101-265-921-000	COMPLEX ELECTRICITY	35,000.00	30,000.00	4,472.31	1,069.66	25,527.69	14.91
101-265-923-000	COMPLEX HEATING	12,000.00	10,000.00	3,278.43	1,050.31	6,721.57	32.78
101-265-924-000	COMPLEX PHONES	21,900.00	21,900.00	3,495.15	1,058.55	18,404.85	15.96
101-265-924-100	BLDG & GROUNDS CELL PHONES/ DATA	2,700.00	2,700.00	847.55	205.71	1,852.45	31.39
101-265-927-000	COMPLEX WATER-SEWER	7,500.00	7,500.00	964.38	0.00	6,535.62	12.86
101-265-931-000	COMPLEX MAINTENANCE	60,000.00	60,000.00	20,804.41	5,772.43	39,195.59	34.67
101-265-932-000	OFFICE EQUIP/COMPUTER REPAIR	25,325.00	23,850.00	15,762.25	0.00	8,087.75	66.09
101-265-939-000	SERVICE CONTRACTS	800.00	800.00	0.00	0.00	800.00	0.00
101-265-981-000	OFFICE EQUIPMENT	5,000.00	6,000.00	0.00	0.00	6,000.00	0.00
Net - Dept 265 - BUILDING AND GROUNDS		682,303.00	596,349.00	164,851.96	44,837.00	431,497.04	
Dept 276 - CEMETERY							
101-276-820-000	BACKHOE SERVICES	5,000.00	5,000.00	0.00	0.00	5,000.00	0.00
101-276-921-000	CEMETERY ELECTRICITY	1,000.00	1,000.00	354.11	86.93	645.89	35.41
101-276-932-000	CEMETERY MAINT	15,000.00	20,000.00	21,903.01	437.00	(1,903.01)	109.52
Net - Dept 276 - CEMETERY		21,000.00	26,000.00	22,257.12	523.93	3,742.88	
Dept 443 - YARD WASTE REMOVAL							
101-443-787-000	MISCELLANEOUS	1,400.00	2,200.00	0.00	0.00	2,200.00	0.00
101-443-820-000	SPRING/ FALL CLEANUP	40,000.00	40,000.00	0.00	0.00	40,000.00	0.00
101-443-939-000	CONTRACTED SERVICES	44,000.00	40,700.00	0.00	0.00	40,700.00	0.00
Net - Dept 443 - YARD WASTE REMOVAL		85,400.00	82,900.00	0.00	0.00	82,900.00	

**REVENUE AND EXPENDITURE REPORT FOR CASCADE CHARTER TOWNSHIP
PERIOD ENDING 04/30/2023**

*NOTE: Available Balance / Pct Budget Used does not reflect amounts encumbered.

		PRE-AUDIT		YTD BALANCE	ACTIVITY FOR	AVAILABLE	% BDGT
GL NUMBER	DESCRIPTION	2022 AMENDED BUDGET	2023 AMENDED BUDGET	04/30/2023 NORM (ABNORM)	MONTH 04/30/23 INCR (DECR)	BALANCE NORM (ABNORM)	USED
Dept 445 - DRAIN							
101-445-816-000	DRAIN MAINTENANCE	14,500.00	14,500.00	0.00	0.00	14,500.00	0.00
101-445-821-000	DRAIN ENGINEERING	15,000.00	10,000.00	0.00	0.00	10,000.00	0.00
101-445-822-000	ILLCIT DISCHARGE PLAN	500.00	500.00	0.00	0.00	500.00	0.00
101-445-823-000	LGROW MEMBERSHIP DUES	400.00	400.00	500.00	0.00	(100.00)	125.00
Net - Dept 445 - DRAIN		30,400.00	25,400.00	500.00	0.00	24,900.00	
Dept 446 - ROADS							
101-446-818-000	DUST CONTROL LAYER	3,300.00	3,300.00	33.56	9.16	3,266.44	1.02
101-446-821-000	ROAD OVERLAYS	400,000.00	400,000.00	0.00	0.00	400,000.00	0.00
101-446-821-500	ROAD ENGINEERING STUDIES	50,000.00	15,000.00	0.00	0.00	15,000.00	0.00
Net - Dept 446 - ROADS		453,300.00	418,300.00	33.56	9.16	418,266.44	
Dept 447 - ENGINEERS/ ENGINEERING							
101-447-702-000	WAGES- FULL TIME	0.00	101,920.00	31,360.00	7,840.00	70,560.00	30.77
101-447-723-000	ENGINEERING MEMBERSHIP & DUES	0.00	500.00	0.00	0.00	500.00	0.00
101-447-724-000	ENGINEERING EDUCATION	0.00	1,500.00	0.00	0.00	1,500.00	0.00
101-447-752-000	ENGINEERING SUPPLIES	0.00	500.00	494.59	494.59	5.41	98.92
101-447-787-000	MISCELLANEOUS	0.00	0.00	0.00	(494.59)	0.00	0.00
101-447-818-000	CONTRACTED SERVICES	0.00	15,000.00	0.00	0.00	15,000.00	0.00
101-447-820-000	SPRING/FALL CLEAN-UP	0.00	0.00	24,908.00	24,908.00	(24,908.00)	100.00
101-447-860-000	ENGINEERING MILEAGE	0.00	500.00	0.00	0.00	500.00	0.00
101-447-862-500	ENGINEERING EXPENSE ACCOUNT	0.00	500.00	0.00	0.00	500.00	0.00
101-447-981-000	OFFICE EQUIPMENT	0.00	1,000.00	0.00	0.00	1,000.00	0.00
Net - Dept 447 - ENGINEERS/ ENGINEERING		0.00	121,420.00	56,762.59	32,748.00	64,657.41	
Dept 448 - STREET LIGHTS							
101-448-926-000	STREETLIGHTING	136,000.00	136,000.00	36,541.57	11,884.52	99,458.43	26.87
101-448-927-100	TRAFFIC SIGNALS	3,000.00	3,000.00	0.00	0.00	3,000.00	0.00
Net - Dept 448 - STREET LIGHTS		139,000.00	139,000.00	36,541.57	11,884.52	102,458.43	
Dept 652 - TRANSPORTATION							
101-652-861-000	TRANSPORTATION SERVICES	30,375.00	0.00	0.00	0.00	0.00	0.00
101-652-861-200	TRANSPORTATION SERVICES	36,000.00	36,000.00	5,185.80	4,840.08	30,814.20	14.41
101-652-861-300	TRANSPORTATION SERVICE-GO BUS TICKETS	2,000.00	2,000.00	0.00	0.00	2,000.00	0.00
Net - Dept 652 - TRANSPORTATION		68,375.00	38,000.00	5,185.80	4,840.08	32,814.20	
Dept 701 - PLANNING							
101-701-702-000	WAGES- FULL TIME	179,713.00	184,470.00	44,761.61	9,754.97	139,708.39	24.26
101-701-702-001	WAGES - DEPARTMENT HEAD	80,000.00	84,200.00	25,920.00	6,480.00	58,280.00	30.78
101-701-706-000	PLANNING COMMISSION PER DIEM	0.00	0.00	2,160.00	0.00	(2,160.00)	100.00
101-701-707-000	WAGES- CASUAL	21,500.00	32,180.00	1,440.00	0.00	30,740.00	4.47
101-701-709-000	WAGES AND SALARIES PLANNING-OVERTIME	0.00	0.00	8,890.00	0.00	(8,890.00)	100.00
101-701-723-000	COMM DEV MEMBERSHIPS AND DUES	1,550.00	1,550.00	0.00	0.00	1,550.00	0.00
101-701-724-000	EDUCATION	8,000.00	7,000.00	1,015.41	775.41	5,984.59	14.51
101-701-727-000	COMM DEV SUPPLIES	500.00	750.00	0.00	0.00	750.00	0.00
101-701-752-000	SUPPLIES	0.00	0.00	54.93	0.00	(54.93)	100.00
101-701-768-000	COMM DEV UNIFORMS	1,000.00	0.00	0.00	0.00	0.00	0.00
101-701-787-000	MISCELLANEOUS	1,000.00	1,000.00	0.00	0.00	1,000.00	0.00
101-701-809-000	PLANNING COMMISSION EXPENSES	0.00	0.00	1,664.14	(290.90)	(1,664.14)	100.00
101-701-860-000	COMM DEV MILEAGE	2,500.00	2,500.00	0.00	0.00	2,500.00	0.00
101-701-900-000	PRINTING & PUBLISHING	12,000.00	12,000.00	1,330.71	0.00	10,669.29	11.09
101-701-901-000	DIGITAL IMAGING	6,000.00	6,000.00	0.00	0.00	6,000.00	0.00
101-701-925-000	CELL PHONE/ DATA	1,800.00	1,800.00	209.37	59.81	1,590.63	11.63
101-701-967-000	SPECIAL PROJECTS - TACTICAL URBANISM	45,000.00	20,000.00	0.00	0.00	20,000.00	0.00
101-701-967-001	SPECIAL PROJECTS - MASTER PLAN CONSULT	0.00	25,000.00	0.00	0.00	25,000.00	0.00
101-701-981-000	OFFICE EQUIPMENT	3,600.00	3,000.00	0.00	0.00	3,000.00	0.00
Net - Dept 701 - PLANNING		364,163.00	381,450.00	87,446.17	16,779.29	294,003.83	
Dept 756 - PARKS							
101-756-702-000	WAGES- FULL TIME	0.00	75,000.00	0.00	0.00	75,000.00	0.00
101-756-756-000	PARK OPERATING SUPPLIES	6,000.00	6,000.00	1,882.59	0.00	4,117.41	31.38
101-756-921-000	PARK ELECTRICITY	6,900.00	7,200.00	1,754.77	389.49	5,445.23	24.37
101-756-924-000	PARK PHONES	1,000.00	0.00	0.00	0.00	0.00	0.00
101-756-927-000	PARK WATER-SEWER	2,800.00	2,800.00	348.14	0.00	2,451.86	12.43
101-756-935-000	PARK MAINTENANCE	60,000.00	95,000.00	26,432.29	5,539.68	68,567.71	27.82
101-756-967-000	SPECIAL PROJECTS - MILLAGE PREP	0.00	25,000.00	0.00	0.00	25,000.00	0.00
101-756-967-001	SPECIAL PROJECTS - RECREATION PARK PLAN	0.00	25,000.00	0.00	0.00	25,000.00	0.00
101-756-981-000	OFFICE EQUIPMENT	5,000.00	5,000.00	0.00	0.00	5,000.00	0.00
Net - Dept 756 - PARKS		81,700.00	241,000.00	30,417.79	5,929.17	210,582.21	
Dept 803 - HISTORICAL							
101-803-880-000	COMMUNITY PROMOTION	7,000.00	7,000.00	0.00	0.00	7,000.00	0.00
101-803-921-000	MUSEUM - ELECTRICITY	780.00	800.00	295.08	53.71	504.92	36.89
101-803-923-000	MUSEUM - HEATING/UTILITY	900.00	1,000.00	391.86	117.36	608.14	39.19

**REVENUE AND EXPENDITURE REPORT FOR CASCADE CHARTER TOWNSHIP
PERIOD ENDING 04/30/2023**

*NOTE: Available Balance / Pct Budget Used does not reflect amounts encumbered.

		PRE-AUDIT		YTD BALANCE	ACTIVITY FOR	AVAILABLE	% BDGT
GL NUMBER	DESCRIPTION	2022 AMENDED BUDGET	2023 AMENDED BUDGET	04/30/2023 NORM (ABNORM)	MONTH 04/30/23 INCR (DECR)	BALANCE NORM (ABNORM)	USED
101-803-927-000	MUSEUM WATER-SEWER	400.00	400.00	0.00	0.00	400.00	0.00
101-803-961-000	MUSEUM MAINTENANCE	12,400.00	12,400.00	9,278.75	1,105.00	3,121.25	74.83
Net - Dept 803 - HISTORICAL		21,480.00	21,600.00	9,965.69	1,276.07	11,634.31	
Dept 901 - CAPITAL OUTLAY							
101-901-970-000	CAPITAL OUTLAY - FFE	74,220.00	139,720.00	51,282.00	0.00	88,438.00	36.70
101-901-971-000	CAPITAL OUTLAY - LAND	6,652.26	0.00	0.00	0.00	0.00	0.00
101-901-974-000	CAPITAL OUTLAY - LANDIMP	0.00	300,000.00	0.00	0.00	300,000.00	0.00
Net - Dept 901 - CAPITAL OUTLAY		80,872.26	439,720.00	51,282.00	0.00	388,438.00	
Dept 966 - TRANSFERS OUT							
101-966-995-004	TRANSFER TO CEMETERY TRUST FUN	1,500.00	1,500.00	0.00	0.00	1,500.00	0.00
101-966-995-005	TRANSFER TO DAM MAJOR REPAIR	40,000.00	40,000.00	10,000.00	10,000.00	30,000.00	25.00
101-966-995-006	TRANSFER TO FIRE FUND	400,000.00	400,000.00	133,333.32	33,333.33	266,666.68	33.33
Net - Dept 966 - TRANSFERS OUT		441,500.00	441,500.00	143,333.32	43,333.33	298,166.68	
Dept 990 - DEBT SERVICE							
101-990-991-008	FIRE ST. #1 BOND PRINCIPAL PAYMENT	0.00	414,115.00	160,000.00	160,000.00	254,115.00	38.64
101-990-994-001	BOND INTEREST & FEES (#1,2&4)	0.00	0.00	143,514.45	143,514.45	(143,514.45)	100.00
Net - Dept 990 - DEBT SERVICE		0.00	414,115.00	303,514.45	303,514.45	110,600.55	
Fund 101 - GENERAL FUND:							
TOTAL REVENUES		6,046,026.46	5,945,391.00	2,901,880.91	380,473.15	3,043,510.09	48.81
TOTAL EXPENDITURES		5,087,754.51	6,021,428.00	1,694,410.34	698,210.47	4,327,017.66	28.14
NET OF REVENUES & EXPENDITURES		958,271.95	(76,037.00)	1,207,470.57	(317,737.32)	(1,283,507.57)	1,588.00

BALANCE SHEET FOR CASCADE CHARTER TOWNSHIP
Period Ending 04/30/2023
PRE-AUDIT

GL Number	Description	Balance
Fund 101 - GENERAL FUND		
*** Assets ***		
101-000-001-110	FLAGSTAR BANK - CASH GENERAL FUND	461,473.18
101-000-001-111	GENL CASH RECEIVING & WIRE - FLAGSTAR	4,313.68
101-000-001-500	GF CASH - K.C. POOL	1,197,267.83
101-000-001-510	MI CLASS CASH - POOL ACCOUNTS	3,015,202.47
101-000-001-700	CASH - GIFT CARDS	333.04
101-000-003-016	CD- ADVENTURE CREDIT UNION	561,348.57
101-000-003-028	CONSUMER CREDIT UNION M 1/08/2021	274,185.31
101-000-003-038	GRAND RIVER BANK CD M 12/19/23	540,233.00
101-000-003-041	LAKE MICH CREDIT UNION CD M 6/02/2020	1,044,648.34
101-000-003-042	CD MSU FCU	508,051.52
101-000-004-001	CASH DRAWER-PETTY CASH	175.00
101-000-017-019	M/M - FLAGSTAR BANK	696,585.97
101-000-017-405	COMERICA SECURITIES # 148983	500,015.63
101-000-017-500	HORIZON BANK CD	528,044.90
	Total Assets	----- 9,331,878.44
*** Liabilities ***		
101-000-202-000	ACCOUNTS PAYABLE	(65,669.99)
101-000-231-220	DEPENDENT LIFE W/H	50.70
101-000-231-221	ADDITIONAL LIFE W/H	(119.16)
	Total Liabilities	----- (65,738.45)

BALANCE SHEET FOR CASCADE CHARTER TOWNSHIP
Period Ending 04/30/2023
PRE-AUDIT

GL Number	Description	Balance
*** Fund Balance ***		
101-000-380-001	FUND BALANCE - COMMITTED/PENSION 2012	499,543.00
101-000-380-004	FUND BAL - COMMIT FUTURE FACIL IMP 2018	250,000.00
101-000-390-000	FUND BALANCE - UNASSIGNED	6,085,909.08
	Total Fund Balance	----- 6,835,452.08
	Beginning Fund Balance - 2022	----- 6,835,452.08
	Net of Revenues VS Expenditures - 2022	----- 1,354,694.24
	*2022 End FB/2023 Beg FB	8,190,146.32
	Net of Revenues VS Expenditures - Current Year	1,207,470.57
	Ending Fund Balance	9,397,616.89
	Total Liabilities And Fund Balance	----- 9,331,878.44

* Year Not Closed

**TRIAL BALANCE REPORT FOR CASCADE CHARTER TOWNSHIP
PERIOD ENDING 04/30/2023
PRE-AUDIT**

GL NUMBER	DESCRIPTION	BALANCE DEBIT	BALANCE CREDIT
Fund 101 - GENERAL FUND			
101-000-001-110	FLAGSTAR BANK - CASH GENERAL FUND	461,473.18	
101-000-001-111	GENL CASH RECEIVING & WIRE - FLAGSTAR	4,313.68	
101-000-001-500	GF CASH - K.C. POOL	1,197,267.83	
101-000-001-510	MI CLASS CASH - POOL ACCOUNTS	3,015,202.47	
101-000-001-700	CASH - GIFT CARDS	333.04	
101-000-003-016	CD- ADVENTURE CREDIT UNION	561,348.57	
101-000-003-028	CONSUMER CREDIT UNION M 1/08/2021	274,185.31	
101-000-003-038	GRAND RIVER BANK CD M 12/19/23	540,233.00	
101-000-003-041	LAKE MICH CREDIT UNION CD M 6/02/2020	1,044,648.34	
101-000-003-042	CD MSU FCU	508,051.52	
101-000-004-001	CASH DRAWER-PETTY CASH	175.00	
101-000-017-019	M/M - FLAGSTAR BANK	696,585.97	
101-000-017-405	COMERICA SECURITIES # 148983	500,015.63	
101-000-017-500	HORIZON BANK CD	528,044.90	
101-000-202-000	ACCOUNTS PAYABLE	65,669.99	
101-000-231-220	DEPENDENT LIFE W/H		50.70
101-000-231-221	ADDITIONAL LIFE W/H	119.16	
101-000-380-001	FUND BALANCE - COMMITTED/PENSION 2012		499,543.00
101-000-380-004	FUND BAL - COMMIT FUTURE FACIL IMP 2018		250,000.00
101-000-390-000	FUND BALANCE - UNASSIGNED		6,085,909.08
101-000-401-401	GENERAL PROPERTY TAXES		1,564,666.12
101-000-401-405	STREETLIGHT		70,843.80
101-000-401-410	PERSONAL PROPERTY TAX		91,152.63
101-000-401-420	DELINQUENT TAXES		3,372.63
101-000-401-437	ABATEMENT TAXES		15,047.90
101-000-401-445	INTEREST & PENALTIES ON TAXES		1,957.99
101-000-401-447	TAX ADMINISTRATION FEES		204,039.38
101-000-477-460	CABLE REVENUE		6,984.30
101-000-477-465	CABLE - PEG FEES		2,095.30
101-000-479-000	OTHER PERMITS		200.00
101-000-495-000	LIQUOR LICENSE		27.50
101-000-539-576	STATE SHARED REV.-SALES TAX		697,154.00
101-000-539-581	METRO ACT		500.00
101-000-573-000	COMMUNITY STABILIZATION SHARE TAX		31,720.12
101-000-600-608	PLANNING AND ZONING FEES		3,180.00
101-000-600-626	PASSPORT APPLICATION FEE		6,090.00
101-000-600-634	CEMETERY-OPENINGS AND CLOSINGS		7,800.00
101-000-665-000	INTEREST ON INVESTMENTS		45,298.29
101-000-667-002	DAM LEASE PAYMENTS		17,500.00
101-000-667-003	RENTAL OF FACILITIES		205.00
101-000-667-004	CELLULAR TOWERS		50,504.56
101-000-667-014	CELL TOWER - KEPS ANTENA LEASE		225.00
101-000-674-000	4TH OF JULY SPONSORS		12,600.00
101-000-674-100	DONATIONS		850.00
101-000-675-675	MISCELLANEOUS INCOME		23,299.14
101-000-675-680	MISC INCOME - TRANSIT TICKETS		210.00

**TRIAL BALANCE REPORT FOR CASCADE CHARTER TOWNSHIP
PERIOD ENDING 04/30/2023
PRE-AUDIT**

GL NUMBER	DESCRIPTION	BALANCE DEBIT	BALANCE CREDIT
101-000-676-100	REIMBURSEMENTS/REFUNDS		468.00
101-000-679-000	INTERFUND REIMBURSE/BLDG INSPECTION FUND		40,034.25
101-000-681-000	PARK INCOME		3,855.00
101-101-704-000	WAGES- TRUSTEES (4)	11,468.12	
101-101-704-001	WAGES - TOWNSHIP SUPERVISOR	6,371.17	
101-101-704-002	WAGES - TOWNSHIP CLERK	5,096.92	
101-101-704-003	WAGES - TOWNSHIP TREASURER	1,767.30	
101-101-723-000	TOWNSHIP DUES	2,060.18	
101-101-723-001	ELECTED OFFICIAL MEMBERSHIPS AND DUES	50.00	
101-101-724-000	EDUCATION	992.36	
101-101-860-000	TOWNSHIP BOARD MILEAGE	572.44	
101-101-862-500	TOWNSHIP BOARD EXPENSE ACCOUNT	261.12	
101-101-924-100	TOWNSHIP BOARD CELL PHONES/DATA	2,036.72	
101-101-967-000	SPECIAL PROJECTS - STRATEGIC PLAN	2,360.00	
101-101-981-000	OFFICE EQUIPMENT	1,232.00	
101-171-925-000	CELL PHONE/ DATA		164.83
101-171-981-000	OFFICE EQUIPMENT		1,232.00
101-215-925-000	CELL PHONE/ DATA		176.12
101-215-981-000	OFFICE EQUIPMENT		2,166.00
101-225-702-000	WAGES- FULL TIME	112,832.92	
101-225-702-001	WAGES - DEPARTMENT HEAD	44,447.28	
101-225-704-000	WAGES- PART TIME	15,688.41	
101-225-723-000	MEMBERSHIP AND DUES	1,533.00	
101-225-724-000	EDUCATION	2,919.84	
101-225-726-000	EMPLOYEE TRAINING	47.78	
101-225-727-000	OFFICE SUPPLIES	4,711.71	
101-225-730-000	POSTAGE	5,336.25	
101-225-787-000	MISCELLANEOUS	6,574.42	
101-225-807-000	AUDIT FEES & SERVICES	12,800.00	
101-225-810-000	LIABILITY INSURANCE	29,271.00	
101-225-814-000	TAX/ASSESSING ADMIN COSTS	6,417.20	
101-225-815-000	COMPUTER COSTS-ISP	888.00	
101-225-821-000	ENGINEERING COSTS	1,739.00	
101-225-826-000	LEGAL FEES	14,632.50	
101-225-860-000	ADMINISTRATIVE MILEAGE	210.87	
101-225-862-500	EXPENSE ACCOUNT	62.54	
101-225-881-000	FOURTH OF JULY	25,937.50	
101-225-881-400	HERITAGE DAY FESTIVAL	724.32	
101-225-900-000	PRINTING/PUBLISHING	3,857.81	
101-225-924-100	CELL PHONES/DATA	1,234.42	
101-225-939-000	SERVICE CONTRACTS	5,783.27	
101-225-941-000	POSTAGE MACHINE LEASE	489.75	
101-225-955-000	CABLE EQUIPMENT GRANTS	35,000.00	
101-225-955-955	COMMUNITY MEDIA CENTER	5,000.00	
101-225-956-000	RIGHT PLACE PROGRAM	9,000.00	
101-225-964-100	PROPERTY TAX REFUNDS	8.57	
101-225-967-000	SPECIAL PROJECTS - COMMUNICATIONS CONSULT	33,188.51	
101-225-981-000	OFFICE EQUIPMENT	2,270.35	

**TRIAL BALANCE REPORT FOR CASCADE CHARTER TOWNSHIP
PERIOD ENDING 04/30/2023
PRE-AUDIT**

GL NUMBER	DESCRIPTION	BALANCE DEBIT	BALANCE CREDIT
101-250-715-000	FICA-EMPLOYER	40,729.08	
101-250-716-000	DEFINED CONTRIBUTION PLAN	33,842.74	
101-250-717-000	WORKERS COMP INSURANCE		1,498.80
101-250-718-000	VISION INSURANCE BENEFITS	705.91	
101-250-718-200	OTHER BENEFITS	37,500.00	
101-250-719-000	HEALTH INSURANCE BENEFITS	94,925.47	
101-250-720-000	LIFE & DIS INSURANCE BENEFITS	6,029.41	
101-250-721-000	DENTAL INSURANCE BENEFITS	6,432.98	
101-250-722-000	PENSION PLAN BENEFITS	44,155.02	
101-253-724-000	EDUCATION		379.00
101-253-924-100	TREASURER'S CELL PHONES/DATA		10.02
101-257-702-000	WAGES- FULL TIME	43,081.28	
101-257-702-001	WAGES- DEPARTMENT HEAD	34,198.96	
101-257-707-000	WAGES- CASUAL	4,068.50	
101-257-723-000	ASSESSING MEMBERSHIPS AND DUES	200.00	
101-257-724-000	EDUCATION	2,238.99	
101-257-727-000	ASSESSING PUBLICATION/SUPPLIES	509.82	
101-257-808-000	BOARD OF REVIEW EXPENSES	1,609.03	
101-257-860-000	ASSESSING MILEAGE	72.06	
101-257-900-000	ASSESSING PRINTING AND PUBLISHING	802.00	
101-257-924-100	CELL PHONES/DATA	652.03	
101-257-939-000	ASSESSING SERVICE CONTRACTS	2,352.00	
101-262-707-000	WAGES- CASUAL	4,977.26	
101-262-756-000	ELECTION SUPPLIES	3,704.15	
101-262-788-000	ELECTION MISC. EXPENSES	8,282.85	
101-265-702-000	WAGES- FULL TIME	82,934.14	
101-265-702-713	OVERTIME	1,158.61	
101-265-802-200	JANITORIAL & MAINTENANCE	99.95	
101-265-863-000	VEHICLE MAINT	26,315.71	
101-265-864-000	FUEL	4,719.07	
101-265-921-000	COMPLEX ELECTRICITY	4,472.31	
101-265-923-000	COMPLEX HEATING	3,278.43	
101-265-924-000	COMPLEX PHONES	3,495.15	
101-265-924-100	BLDG & GROUNDS CELL PHONES/ DATA	847.55	
101-265-927-000	COMPLEX WATER-SEWER	964.38	
101-265-931-000	COMPLEX MAINTENANCE	20,804.41	
101-265-932-000	OFFICE EQUIP/COMPUTER REPAIR	15,762.25	
101-276-921-000	CEMETERY ELECTRICITY	354.11	
101-276-932-000	CEMETERY MAINT	21,903.01	
101-445-823-000	LGROW MEMBERSHIP DUES	500.00	
101-446-818-000	DUST CONTROL LAYER	33.56	
101-447-702-000	WAGES- FULL TIME	31,360.00	
101-447-752-000	ENGINEERING SUPPLIES	494.59	
101-447-820-000	SPRING/FALL CLEAN-UP	24,908.00	
101-448-926-000	STREETLIGHTING	36,541.57	
101-652-861-200	TRANSPORTATION SERVICES	5,185.80	
101-701-702-000	WAGES- FULL TIME	44,761.61	
101-701-702-001	WAGES - DEPARTMENT HEAD	25,920.00	

**TRIAL BALANCE REPORT FOR CASCADE CHARTER TOWNSHIP
PERIOD ENDING 04/30/2023
PRE-AUDIT**

GL NUMBER	DESCRIPTION	BALANCE DEBIT	BALANCE CREDIT
101-701-706-000	PLANNING COMMISSION PER DIEM	2,160.00	
101-701-707-000	WAGES- CASUAL	1,440.00	
101-701-709-000	WAGES AND SALARIES PLANNING-OVERTIME	8,890.00	
101-701-724-000	EDUCATION	1,015.41	
101-701-752-000	SUPPLIES	54.93	
101-701-809-000	PLANNING COMMISSION EXPENSES	1,664.14	
101-701-900-000	PRINTING & PUBLISHING	1,330.71	
101-701-925-000	CELL PHONE/ DATA	209.37	
101-756-756-000	PARK OPERATING SUPPLIES	1,882.59	
101-756-921-000	PARK ELECTRICITY	1,754.77	
101-756-927-000	PARK WATER-SEWER	348.14	
101-756-935-000	PARK MAINTENANCE	26,432.29	
101-803-921-000	MUSEUM - ELECTRICITY	295.08	
101-803-923-000	MUSEUM - HEATING/UTILITY	391.86	
101-803-961-000	MUSEUM MAINTENANCE	9,278.75	
101-901-970-000	CAPITAL OUTLAY - FFE	51,282.00	
101-966-995-005	TRANSFER TO DAM MAJOR REPAIR	10,000.00	
101-966-995-006	TRANSFER TO FIRE FUND	133,333.32	
101-990-991-008	FIRE ST. #1 BOND PRINCIPAL PAYMENT	160,000.00	
101-990-994-001	BOND INTEREST & FEES (#1,2&4)	143,514.45	
Total Fund 101 - GENERAL FUND		11,097,704.70	11,097,704.70
NET OF REVENUES/EXPENDITURES - 2022			1,354,694.24

**REVENUE AND EXPENDITURE REPORT FOR CASCADE CHARTER TOWNSHIP
PERIOD ENDING 04/30/2023**

*NOTE: Available Balance / Pct Budget Used does not reflect amounts encumbered.

		PRE-AUDIT		YTD BALANCE	ACTIVITY FOR	AVAILABLE	% BDGT
GL NUMBER	DESCRIPTION	2022	2023	04/30/2023	MONTH 04/30/23	BALANCE	USED
		AMENDED BUDGET	AMENDED BUDGET	NORM (ABNORM)	INCR (DECR)	NORM (ABNORM)	
Fund 151 - CEMETERY TRUST FUND							
REVENUE							
151-000-600-634	CEMETERY-OPENINGS AND CLOSINGS	1,500.00	1,500.00	0.00	0.00	1,500.00	0.00
151-000-600-636	CEMETERY-CARE FEE	5,000.00	5,000.00	3,530.00	2,700.00	1,470.00	70.60
151-000-665-000	INTEREST ON INVESTMENTS	580.00	500.00	328.04	113.12	171.96	65.61
TOTAL REVENUE		7,080.00	7,000.00	3,858.04	2,813.12	3,141.96	
Dept 276 - CEMETERY							
151-276-787-000	MISCELLANEOUS	1,000.00	1,000.00	0.00	0.00	1,000.00	0.00
151-276-931-000	MAINT & REPAIR/IMPROVEMENTS	2,000.00	2,000.00	115.00	0.00	1,885.00	5.75
Net - Dept 276 - CEMETERY		3,000.00	3,000.00	115.00	0.00	2,885.00	
Fund 151 - CEMETERY TRUST FUND:							
TOTAL REVENUES		7,080.00	7,000.00	3,858.04	2,813.12	3,141.96	55.11
TOTAL EXPENDITURES		3,000.00	3,000.00	115.00	0.00	2,885.00	3.83
NET OF REVENUES & EXPENDITURES		4,080.00	4,000.00	3,743.04	2,813.12	256.96	93.58

BALANCE SHEET FOR CASCADE CHARTER TOWNSHIP
Period Ending 04/30/2023
PRE-AUDIT

<u>GL Number</u>	<u>Description</u>	<u>Balance</u>
Fund 151 - CEMETERY TRUST FUND		
*** Assets ***		
151-000-017-005	MONEY MARKET LAKE MICH CR UN 12/15	137,253.33
	Total Assets	----- 137,253.33
*** Liabilities ***		
	Total Liabilities	----- 0.00
*** Fund Balance ***		
151-000-380-001	FUND BALANCE-COMMITTED WHITNEYVILLE M 1	5,000.00
151-000-390-000	FUND BALANCE	121,305.78
	Total Fund Balance	----- 126,305.78
	Beginning Fund Balance - 2022	----- 126,305.78
	Net of Revenues VS Expenditures - 2022	7,204.51
	*2022 End FB/2023 Beg FB	133,510.29
	Net of Revenues VS Expenditures - Current Year	3,743.04
	Ending Fund Balance	137,253.33
	Total Liabilities And Fund Balance	----- 137,253.33
* Year Not Closed		

**TRIAL BALANCE REPORT FOR CASCADE CHARTER TOWNSHIP
PERIOD ENDING 04/30/2023
PRE-AUDIT**

GL NUMBER	DESCRIPTION	BALANCE DEBIT	BALANCE CREDIT
Fund 151 - CEMETERY TRUST FUND			
151-000-017-005	MONEY MARKET LAKE MICH CR UN 12/15	137,253.33	
151-000-380-001	FUND BALANCE-COMMITTED WHITNEYVILLE M 11		5,000.00
151-000-390-000	FUND BALANCE		121,305.78
151-000-600-636	CEMETERY-CARE FEE		3,530.00
151-000-665-000	INTEREST ON INVESTMENTS		328.04
151-276-931-000	MAINT & REPAIR/IMPROVEMENTS	115.00	
Total Fund 151 - CEMETERY TRUST FUND		137,368.33	137,368.33
NET OF REVENUES/EXPENDITURES - 2022			7,204.51

**REVENUE AND EXPENDITURE REPORT FOR CASCADE CHARTER TOWNSHIP
PERIOD ENDING 04/30/2023**

*NOTE: Available Balance / Pct Budget Used does not reflect amounts encumbered.

		PRE-AUDIT		YTD BALANCE	ACTIVITY FOR	AVAILABLE	% BGDG
GL NUMBER	DESCRIPTION	2022 AMENDED BUDGET	2023 AMENDED BUDGET	04/30/2023 NORM (ABNORM)	MONTH 04/30/23 INCR (DECR)	BALANCE NORM (ABNORM)	USED
Fund 206 - FIRE FUND							
REVENUE							
206-000-401-402	TAX LEVY	2,053,387.65	2,174,500.00	2,118,057.27	0.00	56,442.73	97.40
206-000-401-410	PERSONAL PROPERTY TAX	131,860.21	130,900.00	123,391.14	0.00	7,508.86	94.26
206-000-401-412	DELINQUENT TAXES-LEVY	5,000.00	5,000.00	4,565.47	4,565.47	434.53	91.31
206-000-401-437	ABATEMENT TAXES-LEVY	19,899.32	20,400.00	20,369.99	0.00	30.01	99.85
206-000-401-445	PENALTIES & INTEREST ON TAXES	450.00	700.00	647.78	163.09	52.22	92.54
206-000-573-000	COMMUNITY STABILIZATION SHARE TAX	38,623.64	47,177.00	38,653.39	0.00	8,523.61	81.93
206-000-601-000	DISTRICT COURT FINES	100.00	0.00	0.00	0.00	0.00	0.00
206-000-665-000	INTEREST REVENUE	10,500.00	45,000.00	45,453.42	7,436.66	(453.42)	101.01
206-000-674-100	DONATIONS	500.00	500.00	0.00	0.00	500.00	0.00
206-000-675-675	MISCELLANEOUS INCOME	6,760.00	250.00	61,360.81	560.00	(61,110.81)	24,544.32
206-000-676-100	REIMBURSEMENTS/REFUNDS	250.00	250.00	103.44	0.00	146.56	41.38
206-000-699-000	TRANSFER FROM GENERAL FUND	444,323.00	444,323.00	133,333.32	33,333.33	310,989.68	30.01
TOTAL REVENUE		2,711,653.82	2,869,000.00	2,545,936.03	46,058.55	323,063.97	
Dept 250 - BENEFITS/INSURANCE							
206-250-715-000	FICA-EMPLOYER	133,718.00	144,022.00	46,871.77	10,758.99	97,150.23	32.54
206-250-716-000	DEFINED CONTRIBUTION PLAN	132,721.00	153,743.00	50,593.89	12,024.79	103,149.11	32.91
206-250-717-000	WORKERS COMP INSURANCE	135,000.00	95,000.00	(3,729.00)	0.00	98,729.00	(3.93)
206-250-718-000	VISION INSURANCE BENEFITS	2,652.00	2,661.00	823.32	411.37	1,837.68	30.94
206-250-718-200	OTHER BENEFITS	30,800.00	33,000.00	33,000.00	0.00	0.00	100.00
206-250-718-300	OTHER BENEFITS- PTO BUYBACK PROGRAM	18,000.00	18,000.00	0.00	0.00	18,000.00	0.00
206-250-719-000	HEALTH INSURANCE BENEFITS	207,888.00	201,136.00	87,032.62	17,016.42	114,103.38	43.27
206-250-719-100	OPT-OUT INSURANCE	12,000.00	16,000.00	0.00	0.00	16,000.00	0.00
206-250-720-000	LIFE & DISABILITY INSURANCE	19,186.00	20,105.00	8,007.09	1,518.54	12,097.91	39.83
206-250-720-100	FIRE CASUALTY INSURANCE	9,800.00	9,800.00	0.00	0.00	9,800.00	0.00
206-250-721-000	DENTAL INSURANCE BENEFITS	23,172.00	22,531.00	9,962.05	1,881.64	12,568.95	44.21
206-250-722-000	PENSION PLAN BENEFITS	110,000.00	110,000.00	44,463.58	11,082.71	65,536.42	40.42
Net - Dept 250 - BENEFITS/INSURANCE		834,937.00	825,998.00	277,025.32	54,694.46	548,972.68	
Dept 336 - FIRE DEPARTMENT							
206-336-702-000	WAGES- FULL TIME	1,409,047.00	1,485,751.00	477,349.20	119,971.02	1,008,401.80	32.13
206-336-702-001	WAGES- DEPARTMENT HEAD	107,151.00	113,580.00	0.00	0.00	113,580.00	0.00
206-336-702-713	OVERTIME	115,000.00	100,000.00	31,293.69	12,641.50	68,706.31	31.29
206-336-703-200	ASSIGNABLE SALARY	0.00	0.00	34,947.60	8,736.90	(34,947.60)	100.00
206-336-707-000	WAGES- CASUAL	150,000.00	150,000.00	35,763.56	5,947.55	114,236.44	23.84
206-336-723-000	FIRE MEMBERSHIP AND DUES	3,000.00	4,000.00	679.85	464.85	3,320.15	17.00
206-336-725-000	FIRE TUITION	7,000.00	7,000.00	475.50	475.50	6,524.50	6.79
206-336-726-000	FIRE TRAINING	38,620.00	45,740.00	11,507.65	1,824.56	34,232.35	25.16
206-336-726-500	FIRE TRAINING / FIRE INSPECTIONS	0.00	0.00	1,950.01	1,560.01	(1,950.01)	100.00
206-336-727-000	FIRE OFFICE SUPPLIES	7,000.00	8,000.00	4,094.62	1,133.40	3,905.38	51.18
206-336-738-000	FIRE MAINT SUPPLIES	1,700.00	1,700.00	154.18	154.18	1,545.82	9.07
206-336-745-000	FIRE FUELS	37,000.00	23,000.00	8,869.50	3,116.26	14,130.50	38.56
206-336-752-000	SUPPLIES	2,500.00	2,500.00	274.74	0.00	2,225.26	10.99
206-336-752-100	MEDICAL SUPPLIES	8,000.00	7,000.00	4,320.50	570.82	2,679.50	61.72
206-336-768-000	FIRE UNIFORMS	16,000.00	16,000.00	5,414.50	382.48	10,585.50	33.84
206-336-787-000	MISCELLANEOUS	4,000.00	4,000.00	783.81	338.06	3,216.19	19.60
206-336-787-959	FIRE PROTECTIVE CLOTHING	39,500.00	45,000.00	2,624.41	2,624.41	42,375.59	5.83
206-336-790-000	FIRE PREVENTION - INVESTIGATION	3,000.00	7,700.00	0.00	0.00	7,700.00	0.00
206-336-791-000	TECH RESCUE	4,500.00	2,530.00	861.77	896.46	1,668.23	34.06
206-336-792-000	HEALTH-WELLNESS	2,000.00	5,000.00	0.00	0.00	5,000.00	0.00
206-336-802-000	CONTRACTUAL SERVICES	20,000.00	21,000.00	8,774.77	4,202.39	12,225.23	41.78
206-336-803-000	FIRE FIGHTER HIRING	2,000.00	2,000.00	0.00	0.00	2,000.00	0.00
206-336-804-000	RESPIRATORY PROGRAM	10,375.00	12,020.00	377.86	0.00	11,642.14	3.14
206-336-807-000	FIRE AUDIT FEES & SERVICES	2,903.00	2,861.00	2,400.00	2,400.00	461.00	83.89
206-336-810-000	LIABILITY INSURANCE	23,911.00	23,911.00	29,271.00	29,271.00	(5,360.00)	122.42
206-336-850-000	COMMUNICATIONS	15,000.00	18,000.00	2,503.23	566.64	15,496.77	13.91
206-336-860-000	FIRE MILEAGE	0.00	0.00	406.25	0.00	(406.25)	100.00
206-336-863-000	VEHICLE MAINT	65,000.00	69,995.00	14,930.87	5,543.96	55,064.13	21.33
206-336-887-000	FIRE PUBLIC RELATIONS	8,800.00	8,991.00	78.91	0.00	8,912.09	0.88
206-336-901-000	FIRE PUBLICATIONS	1,500.00	1,500.00	1,364.62	280.61	135.38	90.97
206-336-928-000	UTILITIES	35,000.00	25,000.00	9,399.89	2,630.71	15,600.11	37.60
206-336-928-001	LEASE TEMP FIRE STATION #1	103,764.00	1,000.00	38,267.00	9,566.75	(37,267.00)	3,826.70
206-336-932-000	FIRE OFF EQUIP & COMPUTER REPA	12,800.00	9,800.00	7,800.00	0.00	2,000.00	79.59
206-336-936-000	FIRE STATION MAINT	6,000.00	6,100.00	2,534.56	1,309.65	3,565.44	41.55
206-336-936-002	FIRE STATION MAINT/BUTTRICK	30,000.00	26,500.00	8,077.05	433.98	18,422.95	30.48
206-336-937-000	FIRE RADIO MAINT	10,000.00	10,000.00	129.30	129.30	9,870.70	1.29
206-336-938-000	FIRE EQUIPMENT MAINT	12,000.00	15,086.00	0.00	0.00	15,086.00	0.00
206-336-939-000	FIRE COPIER/LEASE/SERVICE	0.00	1,188.00	0.00	0.00	1,188.00	0.00
206-336-941-000	FIRE POSTAGE & MACHINE LEASE	900.00	900.00	300.00	150.00	600.00	33.33
206-336-957-000	FIRE PHYSICAL EXAMS	18,000.00	1,500.00	38,769.00	37,906.00	(37,269.00)	2,584.60
206-336-958-000	FIRE SUPPLEMENTAL EQUIPMENT	6,000.00	6,720.00	562.25	562.25	6,157.75	8.37
206-336-960-960	FIRE HAZMAT	0.00	2,000.00	0.00	0.00	2,000.00	0.00
206-336-964-100	PROPERTY TAX REFUNDS	500.00	0.00	(119.52)	0.00	119.52	100.00

**REVENUE AND EXPENDITURE REPORT FOR CASCADE CHARTER TOWNSHIP
PERIOD ENDING 04/30/2023**

*NOTE: Available Balance / Pct Budget Used does not reflect amounts encumbered.

		PRE-AUDIT					
GL NUMBER	DESCRIPTION	2022	2023	YTD BALANCE	ACTIVITY FOR	AVAILABLE	% BDGT USED
		AMENDED BUDGET	AMENDED BUDGET	04/30/2023	MONTH 04/30/23	BALANCE	
				NORM (ABNORM)	INCR (DECR)	NORM (ABNORM)	
206-336-981-000	OFFICE EQUIPMENT	12,000.00	18,914.00	100.00	0.00	18,814.00	0.53
Net - Dept 336 - FIRE DEPARTMENT		2,351,471.00	2,313,487.00	787,292.13	255,791.20	1,526,194.87	
Dept 901 - CAPITAL OUTLAY							
206-901-970-000	FIRE CAPITAL OUTLAY	0.00	27,000.00	60,351.00	0.00	(33,351.00)	223.52
206-901-975-000	CAPITAL OUTLAY - BLDGIMP	55,000.00	0.00	0.00	0.00	0.00	0.00
Net - Dept 901 - CAPITAL OUTLAY		55,000.00	27,000.00	60,351.00	0.00	(33,351.00)	
Dept 966 - TRANSFERS OUT							
206-966-995-259	TRANSFER TO HAZMAT	2,000.00	0.00	0.00	0.00	0.00	0.00
Net - Dept 966 - TRANSFERS OUT		2,000.00	0.00	0.00	0.00	0.00	
Fund 206 - FIRE FUND:							
TOTAL REVENUES		2,711,653.82	2,869,000.00	2,545,936.03	46,058.55	323,063.97	88.74
TOTAL EXPENDITURES		3,243,408.00	3,166,485.00	1,124,668.45	310,485.66	2,041,816.55	35.52
NET OF REVENUES & EXPENDITURES		(531,754.18)	(297,485.00)	1,421,267.58	(264,427.11)	(1,718,752.58)	477.76

BALANCE SHEET FOR CASCADE CHARTER TOWNSHIP
Period Ending 04/30/2023
PRE-AUDIT

GL Number	Description	Balance
Fund 206 - FIRE FUND		
*** Assets ***		
206-000-001-510	MI CLASS CASH - POOL ACCOUNTS	1,514,407.65
206-000-002-001	CASH/SAVINGS- FLAGSTAR BANK	565,820.09
206-000-003-000	53RD -CASH	0.05
206-000-003-015	CD - COMMUNITY WEST CR UN	5.00
206-000-003-028	CD ONSUMER CREDIT UNION	277,394.10
206-000-003-043	FIRST UNITED CREDIT UNION - CD	279,704.93
206-000-004-001	CASH DRAWER-PETTY CASH	80.00
206-000-017-005	MONEY MARKET LAKE MICH CR UN	5.00
	Total Assets	----- 2,637,416.82
*** Liabilities ***		
206-000-231-205	COBRA	10,048.15
	Total Liabilities	----- 10,048.15
*** Fund Balance ***		
206-000-390-000	FUND BALANCE	1,753,539.61
	Total Fund Balance	----- 1,753,539.61
	Beginning Fund Balance - 2022	----- 1,753,539.61
	Net of Revenues VS Expenditures - 2022	(547,438.52)
	*2022 End FB/2023 Beg FB	1,206,101.09
	Net of Revenues VS Expenditures - Current Year	1,421,267.58
	Ending Fund Balance	2,627,368.67
	Total Liabilities And Fund Balance	----- 2,637,416.82

* Year Not Closed

**TRIAL BALANCE REPORT FOR CASCADE CHARTER TOWNSHIP
PERIOD ENDING 04/30/2023
PRE-AUDIT**

GL NUMBER	DESCRIPTION	BALANCE DEBIT	BALANCE CREDIT
Fund 206 - FIRE FUND			
206-000-001-510	MI CLASS CASH - POOL ACCOUNTS	1,514,407.65	
206-000-002-001	CASH/SAVINGS- FLAGSTAR BANK	565,820.09	
206-000-003-000	53RD -CASH	0.05	
206-000-003-015	CD - COMMUNITY WEST CR UN	5.00	
206-000-003-028	CD ONSUMER CREDIT UNION	277,394.10	
206-000-003-043	FIRST UNITED CREDIT UNION - CD	279,704.93	
206-000-004-001	CASH DRAWER-PETTY CASH	80.00	
206-000-017-005	MONEY MARKET LAKE MICH CR UN	5.00	
206-000-231-205	COBRA		10,048.15
206-000-390-000	FUND BALANCE		1,753,539.61
206-000-401-402	TAX LEVY		2,118,057.27
206-000-401-410	PERSONAL PROPERTY TAX		123,391.14
206-000-401-412	DELINQUENT TAXES-LEVY		4,565.47
206-000-401-437	ABATEMENT TAXES-LEVY		20,369.99
206-000-401-445	PENALTIES & INTEREST ON TAXES		647.78
206-000-573-000	COMMUNITY STABILIZATION SHARE TAX		38,653.39
206-000-665-000	INTEREST REVENUE		45,453.42
206-000-675-675	MISCELLANEOUS INCOME		61,360.81
206-000-676-100	REIMBURSEMENTS/REFUNDS		103.44
206-000-699-000	TRANSFER FROM GENERAL FUND		133,333.32
206-250-715-000	FICA-EMPLOYER	46,871.77	
206-250-716-000	DEFINED CONTRIBUTION PLAN	50,593.89	
206-250-717-000	WORKERS COMP INSURANCE		3,729.00
206-250-718-000	VISION INSURANCE BENEFITS	823.32	
206-250-718-200	OTHER BENEFITS	33,000.00	
206-250-719-000	HEALTH INSURANCE BENEFITS	87,032.62	
206-250-720-000	LIFE & DISABILITY INSURANCE	8,007.09	
206-250-721-000	DENTAL INSURANCE BENEFITS	9,962.05	
206-250-722-000	PENSION PLAN BENEFITS	44,463.58	
206-336-702-000	WAGES- FULL TIME	477,349.20	
206-336-702-713	OVERTIME	31,293.69	
206-336-703-200	ASSIGNABLE SALARY	34,947.60	
206-336-707-000	WAGES- CASUAL	35,763.56	
206-336-723-000	FIRE MEMBERSHIP AND DUES	679.85	
206-336-725-000	FIRE TUITION	475.50	
206-336-726-000	FIRE TRAINING	11,507.65	
206-336-726-500	FIRE TRAINING / FIRE INSPECTIONS	1,950.01	
206-336-727-000	FIRE OFFICE SUPPLIES	4,094.62	
206-336-738-000	FIRE MAINT SUPPLIES	154.18	
206-336-745-000	FIRE FUELS	8,869.50	
206-336-752-000	SUPPLIES	274.74	
206-336-752-100	MEDICAL SUPPLIES	4,320.50	
206-336-768-000	FIRE UNIFORMS	5,414.50	
206-336-787-000	MISCELLANEOUS	783.81	
206-336-787-959	FIRE PROTECTIVE CLOTHING	2,624.41	
206-336-791-000	TECH RESCUE	861.77	

18

**TRIAL BALANCE REPORT FOR CASCADE CHARTER TOWNSHIP
PERIOD ENDING 04/30/2023
PRE-AUDIT**

GL NUMBER	DESCRIPTION	BALANCE DEBIT	BALANCE CREDIT
206-336-802-000	CONTRACTUAL SERVICES	8,774.77	
206-336-804-000	RESPIRATORY PROGRAM	377.86	
206-336-807-000	FIRE AUDIT FEES & SERVICES	2,400.00	
206-336-810-000	LIABILITY INSURANCE	29,271.00	
206-336-850-000	COMMUNICATIONS	2,503.23	
206-336-860-000	FIRE MILEAGE	406.25	
206-336-863-000	VEHICLE MAINT	14,930.87	
206-336-887-000	FIRE PUBLIC RELATIONS	78.91	
206-336-901-000	FIRE PUBLICATIONS	1,364.62	
206-336-928-000	UTILITIES	9,399.89	
206-336-928-001	LEASE TEMP FIRE STATION #1	38,267.00	
206-336-932-000	FIRE OFF EQUIP & COMPUTER REPA	7,800.00	
206-336-936-000	FIRE STATION MAINT	2,534.56	
206-336-936-002	FIRE STATION MAINT/BUTTRICK	8,077.05	
206-336-937-000	FIRE RADIO MAINT	129.30	
206-336-941-000	FIRE POSTAGE & MACHINE LEASE	300.00	
206-336-957-000	FIRE PHYSICAL EXAMS	38,769.00	
206-336-958-000	FIRE SUPPLEMENTAL EQUIPMENT	562.25	
206-336-964-100	PROPERTY TAX REFUNDS		119.52
206-336-981-000	OFFICE EQUIPMENT	100.00	
206-901-970-000	FIRE CAPITAL OUTLAY	60,351.00	
Total Fund 206 - FIRE FUND		4,313,372.31	4,313,372.31
DEFICIENCY OF REVENUES/EXPENDITURES - 2022		547,438.52	

**REVENUE AND EXPENDITURE REPORT FOR CASCADE CHARTER TOWNSHIP
PERIOD ENDING 04/30/2023**

*NOTE: Available Balance / Pct Budget Used does not reflect amounts encumbered.

		PRE-AUDIT		YTD BALANCE	ACTIVITY FOR	AVAILABLE	% BDGT
GL NUMBER	DESCRIPTION	2022	2023	04/30/2023	MONTH 04/30/23	BALANCE	USED
		AMENDED BUDGET	AMENDED BUDGET	NORM (ABNORM)	INCR (DECR)	NORM (ABNORM)	
Fund 207 - POLICE FUND							
REVENUE							
207-000-401-402	TAX LEVY	716,781.98	758,760.00	739,068.43	0.00	19,691.57	97.40
207-000-401-410	PERSONAL PROPERTY TAX	46,009.73	45,700.00	43,055.70	0.00	2,644.30	94.21
207-000-401-412	DELINQUENT TAXES-LEVY	3,000.00	2,000.00	1,593.03	1,593.03	406.97	79.65
207-000-401-437	ABATEMENT TAXES-LEVY	6,943.74	7,115.00	7,107.98	0.00	7.02	99.90
207-000-401-445	INTEREST & PENALTIES ON TAX	150.00	250.00	225.99	56.92	24.01	90.40
207-000-573-000	COMMUNITY STABILIZATION SHARE TAX	13,481.84	7,702.00	16,224.98	0.00	(8,522.98)	210.66
207-000-665-000	INTEREST REVENUE	47,625.00	20,000.00	18,849.92	4,074.24	1,150.08	94.25
207-000-675-675	MISCELLANEOUS INCOME	0.00	0.00	7,002.35	0.00	(7,002.35)	100.00
TOTAL REVENUE		833,992.29	841,527.00	833,128.38	5,724.19	8,398.62	
Dept 301 - POLICE DEPARTMENT							
207-301-787-000	MISCELLANEOUS	5,000.00	5,000.00	0.00	0.00	5,000.00	0.00
207-301-801-000	SHERIFF PROTECTION	765,000.00	785,000.00	194,539.06	66,122.33	590,460.94	24.78
207-301-964-100	PROPERTY TAX REFUNDS	1,000.00	1,000.00	(41.70)	0.00	1,041.70	(4.17)
Net - Dept 301 - POLICE DEPARTMENT		771,000.00	791,000.00	194,497.36	66,122.33	596,502.64	
Dept 966 - TRANSFERS OUT							
207-966-995-000	TRANSFER TO OTHER FUND	(103,360.00)	0.00	0.00	0.00	0.00	0.00
Net - Dept 966 - TRANSFERS OUT		(103,360.00)	0.00	0.00	0.00	0.00	
Fund 207 - POLICE FUND:							
TOTAL REVENUES		833,992.29	841,527.00	833,128.38	5,724.19	8,398.62	99.00
TOTAL EXPENDITURES		667,640.00	791,000.00	194,497.36	66,122.33	596,502.64	24.59
NET OF REVENUES & EXPENDITURES		166,352.29	50,527.00	638,631.02	(60,398.14)	(588,104.02)	1,263.94

BALANCE SHEET FOR CASCADE CHARTER TOWNSHIP
Period Ending 04/30/2023
PRE-AUDIT

GL Number	Description	Balance
Fund 207 - POLICE FUND		
*** Assets ***		
207-000-003-000	CASH-POLICE FUND - 53RD SECURITIES	0.05
207-000-003-033	CD - PRIVATE BANK M 9/25/19	1,000,000.00
207-000-003-041	LAKE MICH CREDIT UNION CD	412,762.10
207-000-017-019	POLICE M/M FLAGSTAR BANK	851,687.22
207-000-017-020	NORTHPOINTE MMA	284,418.78
	Total Assets	----- 2,548,868.15
*** Liabilities ***		
	Total Liabilities	----- 0.00
*** Fund Balance ***		
207-000-380-001	FUND BALANCE - COMMITTED/ PP TAX 2012	230,000.00
207-000-390-000	FUND BALANCE	1,432,811.26
	Total Fund Balance	----- 1,662,811.26
	Beginning Fund Balance - 2022	----- 1,662,811.26
	Net of Revenues VS Expenditures - 2022	247,425.87
	*2022 End FB/2023 Beg FB	1,910,237.13
	Net of Revenues VS Expenditures - Current Year	638,631.02
	Ending Fund Balance	2,548,868.15
	Total Liabilities And Fund Balance	----- 2,548,868.15

* Year Not Closed

**TRIAL BALANCE REPORT FOR CASCADE CHARTER TOWNSHIP
PERIOD ENDING 04/30/2023
PRE-AUDIT**

GL NUMBER	DESCRIPTION	BALANCE DEBIT	BALANCE CREDIT
Fund 207 - POLICE FUND			
207-000-003-000	CASH-POLICE FUND - 53RD SECURITIES	0.05	
207-000-003-033	CD - PRIVATE BANK M 9/25/19	1,000,000.00	
207-000-003-041	LAKE MICH CREDIT UNION CD	412,762.10	
207-000-017-019	POLICE M/M FLAGSTAR BANK	851,687.22	
207-000-017-020	NORTHPOINTE MMA	284,418.78	
207-000-380-001	FUND BALANCE - COMMITTED/ PP TAX 2012		230,000.00
207-000-390-000	FUND BALANCE		1,432,811.26
207-000-401-402	TAX LEVY		739,068.43
207-000-401-410	PERSONAL PROPERTY TAX		43,055.70
207-000-401-412	DELINQUENT TAXES-LEVY		1,593.03
207-000-401-437	ABATEMENT TAXES-LEVY		7,107.98
207-000-401-445	INTEREST & PENALTIES ON TAX		225.99
207-000-573-000	COMMUNITY STABILIZATION SHARE TAX		16,224.98
207-000-665-000	INTEREST REVENUE		18,849.92
207-000-675-675	MISCELLANEOUS INCOME		7,002.35
207-301-801-000	SHERIFF PROTECTION	194,539.06	
207-301-964-100	PROPERTY TAX REFUNDS		41.70
Total Fund 207 - POLICE FUND		2,743,407.21	2,743,407.21
NET OF REVENUES/EXPENDITURES - 2022			247,425.87

**REVENUE AND EXPENDITURE REPORT FOR CASCADE CHARTER TOWNSHIP
PERIOD ENDING 04/30/2023**

*NOTE: Available Balance / Pct Budget Used does not reflect amounts encumbered.

GL NUMBER	DESCRIPTION	PRE-AUDIT		YTD BALANCE	ACTIVITY FOR	AVAILABLE	% BDGT USED
		2022 AMENDED BUDGET	2023 AMENDED BUDGET	04/30/2023 NORM (ABNORM)	MONTH 04/30/23 INCR (DECR)	BALANCE NORM (ABNORM)	
Fund 208 - OPEN SPACE FUND							
REVENUE							
208-000-401-402	TAX LEVY	359,160.58	381,030.00	370,249.15	0.00	10,780.85	97.17
208-000-401-410	PERSONAL PROPERTY TAX	23,054.00	35,000.00	21,569.58	0.00	13,430.42	61.63
208-000-401-412	DELINQUENT TAXES-LEVY	1,000.00	700.00	798.09	798.09	(98.09)	114.01
208-000-401-437	ABATEMENT TAXES-LEVY	3,479.43	3,565.00	3,560.99	0.00	4.01	99.89
208-000-401-445	INTEREST & PENALTIES ON TAXES	425.00	400.00	113.23	28.49	286.77	28.31
208-000-573-000	LOCAL COMMUNITY STABILIZATION SHARE	20,230.97	20,231.00	7,561.19	0.00	12,669.81	37.37
208-000-665-000	INTEREST ON INVESTMENTS	2,500.00	12,000.00	4,444.85	4,444.85	7,555.15	37.04
208-000-665-408	INTEREST ON HOMEYER FUND	1,000.00	9,000.00	4,519.82	1,609.91	4,480.18	50.22
TOTAL REVENUE		410,849.98	461,926.00	412,816.90	6,881.34	49,109.10	
Dept 751 - OPEN SPACE PRESERVATION							
208-751-921-000	ELECTRICITY	3,000.00	3,200.00	1,353.42	304.65	1,846.58	42.29
208-751-923-000	HEATING/UTILITY	2,000.00	2,100.00	1,649.10	396.67	450.90	78.53
208-751-927-000	WATER-SEWER	1,000.00	1,000.00	248.89	0.00	751.11	24.89
208-751-935-000	PARK MAINTENANCE	90,000.00	50,000.00	6,520.96	5,030.96	43,479.04	13.04
208-751-964-100	TAX REFUNDS	250.00	250.00	(20.90)	0.00	270.90	(8.36)
Net - Dept 751 - OPEN SPACE PRESERVATION		96,250.00	56,550.00	9,751.47	5,732.28	46,798.53	
Dept 901 - CAPITAL OUTLAY							
208-901-970-000	CAPITAL OUTLAY - FFE	0.00	50,000.00	0.00	0.00	50,000.00	0.00
Net - Dept 901 - CAPITAL OUTLAY		0.00	50,000.00	0.00	0.00	50,000.00	
Dept 990 - DEBT SERVICE							
208-990-991-201	BOND PRINCIPAL REFINANCE	284,000.00	293,000.00	293,000.00	0.00	0.00	100.00
208-990-993-201	BOND INTEREST REFINANCE	38,412.00	32,815.00	17,828.60	0.00	14,986.40	54.33
Net - Dept 990 - DEBT SERVICE		322,412.00	325,815.00	310,828.60	0.00	14,986.40	
Fund 209 - OPEN SPACE FUND:							
TOTAL REVENUES		410,849.98	461,926.00	412,816.90	6,881.34	49,109.10	89.37
TOTAL EXPENDITURES		418,662.00	432,365.00	320,580.07	5,732.28	111,784.93	74.15
NET OF REVENUES & EXPENDITURES		(7,812.02)	29,561.00	92,236.83	1,149.06	(62,675.83)	312.02

BALANCE SHEET FOR CASCADE CHARTER TOWNSHIP
Period Ending 04/30/2023
PRE-AUDIT

GL Number	Description	Balance
Fund 208 - OPEN SPACE FUND		
*** Assets ***		
208-000-001-550	MI CLASS CASH - POOL ACCT/HOMEYER	391,394.61
208-000-017-027	CONSUMER'S CREDIT UNION- MMA	511,875.38
	Total Assets	----- 903,269.99
*** Liabilities ***		
	Total Liabilities	----- 0.00
*** Fund Balance ***		
208-000-380-004	FUND BALANCE - COMMITTTED HOMEYER 12/15	356,412.12
208-000-390-000	FUND BALANCE	457,652.83
	Total Fund Balance	----- 814,064.95
	Beginning Fund Balance - 2022	814,064.95
	Net of Revenues VS Expenditures - 2022	----- (3,031.79)
	*2022 End FB/2023 Beg FB	811,033.16
	Net of Revenues VS Expenditures - Current Year	92,236.83
	Ending Fund Balance	903,269.99
	Total Liabilities And Fund Balance	----- 903,269.99
* Year Not Closed		

**TRIAL BALANCE REPORT FOR CASCADE CHARTER TOWNSHIP
PERIOD ENDING 04/30/2023
PRE-AUDIT**

GL NUMBER	DESCRIPTION	BALANCE DEBIT	BALANCE CREDIT
Fund 208 - OPEN SPACE FUND			.
208-000-001-550	MI CLASS CASH - POOL ACCT/HOMEYER	391,394.61	
208-000-017-027	CONSUMER'S CREDIT UNION- MMA	511,875.38	
208-000-380-004	FUND BALANCE - COMMITTTED HOMEYER 12/15		356,412.12
208-000-390-000	FUND BALANCE		457,652.83
208-000-401-402	TAX LEVY		370,249.15
208-000-401-410	PERSONAL PROPERTY TAX		21,569.58
208-000-401-412	DELINQUENT TAXES-LEVY		798.09
208-000-401-437	ABATEMENT TAXES-LEVY		3,560.99
208-000-401-445	INTEREST & PENALTIES ON TAXES		113.23
208-000-573-000	LOCAL COMMUNITY STABILIZATION SHARE		7,561.19
208-000-665-000	INTEREST ON INVESTMENTS		4,444.85
208-000-665-408	INTEREST ON HOMEYER FUND		4,519.82
208-751-921-000	ELECTRICITY	1,353.42	
208-751-923-000	HEATING/UTILITY	1,649.10	
208-751-927-000	WATER-SEWER	248.89	
208-751-935-000	PARK MAINTENANCE	6,520.96	
208-751-964-100	TAX REFUNDS		20.90
208-990-991-201	BOND PRINCIPAL REFINANCE	293,000.00	
208-990-993-201	BOND INTEREST REFINANCE	17,828.60	
Total Fund 208 - OPEN SPACE FUND		1,226,902.75	1,226,902.75
DEFICIENCY OF REVENUES/EXPENDITURES - 2022		3,031.79	

**REVENUE AND EXPENDITURE REPORT FOR CASCADE CHARTER TOWNSHIP
PERIOD ENDING 04/30/2023**

*NOTE: Available Balance / Pct Budget Used does not reflect amounts encumbered.

		PRE-AUDIT		YTD BALANCE	ACTIVITY FOR	AVAILABLE	% BDGT
GL NUMBER	DESCRIPTION	2022	2023	04/30/2023	MONTH 04/30/23	BALANCE	USED
		AMENDED BUDGET	AMENDED BUDGET	NORM (ABNORM)	INCR (DECR)	NORM (ABNORM)	
Fund 211 - DAM MAJOR REPAIR FUND							
REVENUE							
211-000-665-000	INTEREST REVENUE	6,000.00	6,000.00	3,086.17	1,099.27	2,913.83	51.44
211-000-677-000	CONTRIBUTIONS	5,000.00	5,000.00	0.00	0.00	5,000.00	0.00
211-000-699-101	TRANSFER FROM GENERAL FUND	40,000.00	40,000.00	10,000.00	10,000.00	30,000.00	25.00
TOTAL REVENUE		51,000.00	51,000.00	13,086.17	11,099.27	37,913.83	
Dept 901 - CAPITAL OUTLAY							
211-901-980-000	EXPENSES/DAM MAJOR REPAIR	85,000.00	85,000.00	0.00	0.00	85,000.00	0.00
Net - Dept 901 - CAPITAL OUTLAY		85,000.00	85,000.00	0.00	0.00	85,000.00	
Fund 211 - DAM MAJOR REPAIR FUND:							
TOTAL REVENUES		51,000.00	51,000.00	13,086.17	11,099.27	37,913.83	25.66
TOTAL EXPENDITURES		85,000.00	85,000.00	0.00	0.00	85,000.00	0.00
NET OF REVENUES & EXPENDITURES		(34,000.00)	(34,000.00)	13,086.17	11,099.27	(47,086.17)	38.49

BALANCE SHEET FOR CASCADE CHARTER TOWNSHIP
Period Ending 04/30/2023
PRE-AUDIT

GL Number	Description	Balance
Fund 211 - DAM MAJOR REPAIR FUND		
*** Assets ***		
211-000-001-510	MI CLASS CASH - POOL ACCOUNTS	277,245.22
211-000-003-014	CD - LAKE MICH CR UN 3/10/2020	348,202.46
	Total Assets	----- 625,447.68
*** Liabilities ***		
	Total Liabilities	----- 0.00
*** Fund Balance ***		
211-000-380-001	FUND BALANCE-COMMITTED/FUTURE REPAIRS12	250,000.00
211-000-390-000	FUND BALANCE	313,145.17
	Total Fund Balance	----- 563,145.17
	Beginning Fund Balance - 2022	----- 563,145.17
	Net of Revenues VS Expenditures - 2022	49,216.34
	*2022 End FB/2023 Beg FB	612,361.51
	Net of Revenues VS Expenditures - Current Year	13,086.17
	Ending Fund Balance	625,447.68
	Total Liabilities And Fund Balance	----- 625,447.68

* Year Not Closed

**TRIAL BALANCE REPORT FOR CASCADE CHARTER TOWNSHIP
PERIOD ENDING 04/30/2023
PRE-AUDIT**

GL NUMBER	DESCRIPTION	BALANCE DEBIT	BALANCE CREDIT
Fund 211 - DAM MAJOR REPAIR FUND			
211-000-001-510	MI CLASS CASH - POOL ACCOUNTS	277,245.22	
211-000-003-014	CD - LAKE MICH CR UN 3/10/2020	348,202.46	
211-000-380-001	FUND BALANCE-COMMITTED/FUTURE REPAIRS12		250,000.00
211-000-390-000	FUND BALANCE		313,145.17
211-000-665-000	INTEREST REVENUE		3,086.17
211-000-699-101	TRANSFER FROM GENERAL FUND		10,000.00
Total Fund 211 - DAM MAJOR REPAIR FUND		625,447.68	625,447.68
NET OF REVENUES/EXPENDITURES - 2022			49,216.34

**REVENUE AND EXPENDITURE REPORT FOR CASCADE CHARTER TOWNSHIP
PERIOD ENDING 04/30/2023**

*NOTE: Available Balance / Pct Budget Used does not reflect amounts encumbered.

		PRE-AUDIT		YTD BALANCE	ACTIVITY FOR	AVAILABLE	% BDGT
GL NUMBER	DESCRIPTION	2022 AMENDED BUDGET	2023 AMENDED BUDGET	04/30/2023 NORM (ABNORM)	MONTH 04/30/23 INCR (DECR)	BALANCE NORM (ABNORM)	USED
Fund 216 - PATHWAYS FUND							
REVENUE							
216-000-401-402	TAX LEVY	548,902.11	581,030.00	565,950.75	0.00	15,079.25	97.40
216-000-401-410	PERSONAL PROPERTY TAX	35,231.87	35,000.00	32,968.75	0.00	2,031.25	94.20
216-000-401-412	DELINQUENT TAX LEVY	1,500.00	1,500.00	1,219.86	1,219.86	280.14	81.32
216-000-401-437	ABATEMENT TAXES-LEVY	5,317.11	5,450.00	5,442.77	0.00	7.23	99.87
216-000-401-445	PENALTIES & INTEREST ON TAX	120.00	200.00	173.07	43.63	26.93	86.54
216-000-573-000	COMMUNITY STABILIZATION SHARE TAX	24,074.51	31,759.00	11,554.59	0.00	20,204.41	36.38
216-000-665-000	INTEREST REVENUE	31,220.00	6,000.00	3,266.56	1,306.08	2,733.44	54.44
TOTAL REVENUE		646,365.60	660,939.00	620,576.35	2,569.57	40,362.65	
Dept 758 - PATHWAYS							
216-758-728-000	OPERATING SUPPLIES	18,000.00	18,000.00	139.79	0.00	17,860.21	0.78
216-758-821-100	ENGINEERING	15,000.00	15,000.00	1,652.00	1,652.00	13,348.00	11.01
216-758-931-000	MAINT & REPAIR	250,000.00	1,600,000.00	2,011.34	1,141.34	1,597,988.66	0.13
216-758-931-200	PATHWAY MAINTENANCE	50,974.00	50,974.00	0.00	0.00	50,974.00	0.00
216-758-964-100	PROPERTY TAX REFUNDS	300.00	300.00	(31.94)	0.00	331.94	(10.65)
Net - Dept 758 - PATHWAYS		334,274.00	1,684,274.00	3,771.19	2,793.34	1,680,502.81	
Fund 216 - PATHWAYS FUND:							
TOTAL REVENUES		646,365.60	660,939.00	620,576.35	2,569.57	40,362.65	93.89
TOTAL EXPENDITURES		334,274.00	1,684,274.00	3,771.19	2,793.34	1,680,502.81	0.22
NET OF REVENUES & EXPENDITURES		312,091.60	(1,023,335.00)	616,805.16	(223.77)	(1,640,140.16)	60.27

BALANCE SHEET FOR CASCADE CHARTER TOWNSHIP
Period Ending 04/30/2023
PRE-AUDIT

GL Number	Description	Balance
Fund 216 - PATHWAYS FUND		
*** Assets ***		
216-000-001-510	MI CLASS CASH - POOL ACCOUNTS	111,869.56
216-000-003-038	GRAND RIVER BANK M 10/4/19	550,710.52
216-000-017-025	PATHWAYS M/M MACATAWA BANK	1,061,534.90
	Total Assets	----- 1,724,114.98
*** Liabilities ***		
	Total Liabilities	----- 0.00
*** Fund Balance ***		
216-000-390-000	FUND BALANCE	528,998.35
	Total Fund Balance	----- 528,998.35
	Beginning Fund Balance - 2022	----- 528,998.35
	Net of Revenues VS Expenditures - 2022	578,311.47
	*2022 End FB/2023 Beg FB	1,107,309.82
	Net of Revenues VS Expenditures - Current Year	616,805.16
	Ending Fund Balance	1,724,114.98
	Total Liabilities And Fund Balance	----- 1,724,114.98

* Year Not Closed

**TRIAL BALANCE REPORT FOR CASCADE CHARTER TOWNSHIP
PERIOD ENDING 04/30/2023
PRE-AUDIT**

GL NUMBER	DESCRIPTION	BALANCE DEBIT	BALANCE CREDIT
Fund 216 - PATHWAYS FUND			
216-000-001-510	MI CLASS CASH - POOL ACCOUNTS	111,869.56	
216-000-003-038	GRAND RIVER BANK M 10/4/19	550,710.52	
216-000-017-025	PATHWAYS M/M MACATAWA BANK	1,061,534.90	
216-000-390-000	FUND BALANCE		528,998.35
216-000-401-402	TAX LEVY		565,950.75
216-000-401-410	PERSONAL PROPERTY TAX		32,968.75
216-000-401-412	DELINQUENT TAX LEVY		1,219.86
216-000-401-437	ABATEMENT TAXES-LEVY		5,442.77
216-000-401-445	PENALTIES & INTEREST ON TAX		173.07
216-000-573-000	COMMUNITY STABILIZATION SHARE TAX		11,554.59
216-000-665-000	INTEREST REVENUE		3,266.56
216-758-728-000	OPERATING SUPPLIES	139.79	
216-758-821-100	ENGINEERING	1,652.00	
216-758-931-000	MAINT & REPAIR	2,011.34	
216-758-964-100	PROPERTY TAX REFUNDS		31.94
Total Fund 216 - PATHWAYS FUND		1,727,918.11	1,727,918.11
NET OF REVENUES/EXPENDITURES - 2022			578,311.47

**REVENUE AND EXPENDITURE REPORT FOR CASCADE CHARTER TOWNSHIP
PERIOD ENDING 04/30/2023**

*NOTE: Available Balance / Pct Budget Used does not reflect amounts encumbered.

GL NUMBER	DESCRIPTION	PRE-AUDIT		YTD BALANCE 04/30/2023 NORM (ABNORM)	ACTIVITY FOR MONTH 04/30/23 INCR (DECR)	AVAILABLE BALANCE NORM (ABNORM)	% BDGT USED
		2022 AMENDED BUDGET	2023 AMENDED BUDGET				
Fund 218 - HAZMAT FUND							
REVENUE							
218-000-581-000	LOCAL CONTRIBUTIONS	4,000.00	4,000.00	0.00	0.00	4,000.00	0.00
218-000-665-000	HAZMAT INTEREST	120.00	120.00	82.46	28.28	37.54	68.72
218-000-699-000	TRANSFER IN	2,000.00	2,000.00	0.00	0.00	2,000.00	0.00
TOTAL REVENUE		6,120.00	6,120.00	82.46	28.28	6,037.54	
Dept 344 - HAZMAT							
218-344-726-000	HAZMAT SUPPLIES	500.00	500.00	686.94	0.00	(186.94)	137.39
218-344-787-000	MISCELLANEOUS	1,500.00	1,500.00	0.00	0.00	1,500.00	0.00
218-344-789-000	HAZMAT TRAINING	3,000.00	3,000.00	0.00	0.00	3,000.00	0.00
218-344-958-000	HAZMAT EQUIPMENT	3,000.00	3,000.00	217.00	217.00	2,783.00	7.23
Net - Dept 344 - HAZMAT		8,000.00	8,000.00	903.94	217.00	7,096.06	
Fund 218 - HAZMAT FUND:							
TOTAL REVENUES		6,120.00	6,120.00	82.46	28.28	6,037.54	1.35
TOTAL EXPENDITURES		8,000.00	8,000.00	903.94	217.00	7,096.06	11.30
NET OF REVENUES & EXPENDITURES		(1,880.00)	(1,880.00)	(821.48)	(188.72)	(1,058.52)	43.70

32

BALANCE SHEET FOR CASCADE CHARTER TOWNSHIP
Period Ending 04/30/2023
PRE-AUDIT

GL Number	Description	Balance
Fund 218 - HAZMAT FUND		
*** Assets ***		
218-000-017-005	MM LAKE MICH CR UN 112010265771	44,386.44
	Total Assets	----- 44,386.44
*** Liabilities ***		
	Total Liabilities	----- 0.00
*** Fund Balance ***		
218-000-390-000	FUND BALANCE	43,836.55
	Total Fund Balance	----- 43,836.55
	Beginning Fund Balance - 2022	----- 43,836.55
	Net of Revenues VS Expenditures - 2022	1,371.37
	*2022 End FB/2023 Beg FB	45,207.92
	Net of Revenues VS Expenditures - Current Year	(821.48)
	Ending Fund Balance	44,386.44
	Total Liabilities And Fund Balance	----- 44,386.44
* Year Not Closed		

**TRIAL BALANCE REPORT FOR CASCADE CHARTER TOWNSHIP
PERIOD ENDING 04/30/2023
PRE-AUDIT**

GL NUMBER	DESCRIPTION	BALANCE DEBIT	BALANCE CREDIT
Fund 218 - HAZMAT FUND			
218-000-017-005	MM LAKE MICH CR UN 112010265771	44,386.44	
218-000-390-000	FUND BALANCE		43,836.55
218-000-665-000	HAZMAT INTEREST		82.46
218-344-726-000	HAZMAT SUPPLIES	686.94	
218-344-958-000	HAZMAT EQUIPMENT	217.00	
Total Fund 218 - HAZMAT FUND		45,290.38	45,290.38
NET OF REVENUES/EXPENDITURES - 2022			1,371.37

**REVENUE AND EXPENDITURE REPORT FOR CASCADE CHARTER TOWNSHIP
PERIOD ENDING 04/30/2023**

*NOTE: Available Balance / Pct Budget Used does not reflect amounts encumbered.

		PRE-AUDIT		YTD BALANCE	ACTIVITY FOR	AVAILABLE	% BDGT
GL NUMBER	DESCRIPTION	2022	2023	04/30/2023	MONTH 04/30/23	BALANCE	USED
		AMENDED BUDGET	AMENDED BUDGET	NORM (ABNORM)	INCR (DECR)	NORM (ABNORM)	
Fund 220 - LARAWAY LAKE IMPROVEMENT FUND							
REVENUE							
220-000-452-013	S/A REVENUE - LARAWAY LAKE	11,574.00	0.00	10,065.20	0.00	(10,065.20)	100.00
220-000-665-000	INTEREST ON INVESTMENTS	100.00	150.00	164.81	67.23	(14.81)	109.87
TOTAL REVENUE		11,674.00	150.00	10,230.01	67.23	(10,080.01)	
Dept 444 - S/A IMPROVEMENT FUNDS							
220-444-802-000	CONTRACTUAL SERVICES	2,500.00	0.00	0.00	0.00	0.00	0.00
220-444-816-000	INSECT&WEED CONTROL/DRAIN MAINT	8,500.00	0.00	450.00	0.00	(450.00)	100.00
Net - Dept 444 - S/A IMPROVEMENT FUNDS		11,000.00	0.00	450.00	0.00	(450.00)	
Fund 220 - LARAWAY LAKE IMPROVEMENT FUND:							
TOTAL REVENUES		11,674.00	150.00	10,230.01	67.23	(10,080.01)	6,820.01
TOTAL EXPENDITURES		11,000.00	0.00	450.00	0.00	(450.00)	100.00
NET OF REVENUES & EXPENDITURES		674.00	150.00	9,780.01	67.23	(9,630.01)	6,520.01

BALANCE SHEET FOR CASCADE CHARTER TOWNSHIP
Period Ending 04/30/2023
PRE-AUDIT

GL Number	Description	Balance
Fund 220 - LARAWAY LAKE IMPROVEMENT FUND		
*** Assets ***		
220-000-001-110	FLAGSTAR BANK - CASH	22,006.48
220-000-045-013	S/A RECEIVALBE - LARAWAY LAKE	93,606.36
	Total Assets	----- 115,612.84
*** Liabilities ***		
220-000-339-013	DEFERRED REVENUE- LARAWAY LAKE	93,606.36
	Total Liabilities	----- 93,606.36
*** Fund Balance ***		
	Total Fund Balance	----- 0.00
	Beginning Fund Balance - 2022	----- 0.00
	Net of Revenues VS Expenditures - 2022	12,226.47
	*2022 End FB/2023 Beg FB	12,226.47
	Net of Revenues VS Expenditures - Current Year	9,780.01
	Ending Fund Balance	22,006.48
	Total Liabilities And Fund Balance	----- 115,612.84

* Year Not Closed

**TRIAL BALANCE REPORT FOR CASCADE CHARTER TOWNSHIP
PERIOD ENDING 04/30/2023
PRE-AUDIT**

GL NUMBER	DESCRIPTION	BALANCE DEBIT	BALANCE CREDIT
Fund 220 - LARAWAY LAKE IMPROVEMENT FUND			
220-000-001-110	FLAGSTAR BANK - CASH	22,006.48	
220-000-045-013	S/A RECEIVALBE - LARAWAY LAKE	93,606.36	
220-000-339-013	DEFERRED REVENUE- LARAWAY LAKE		93,606.36
220-000-452-013	S/A REVENUE - LARAWAY LAKE		10,065.20
220-000-665-000	INTEREST ON INVESTMENTS		164.81
220-444-816-000	INSECT&WEED CONTROL/DRAIN MAINT	450.00	
Total Fund 220 - LARAWAY LAKE IMPROVEMENT FUND		116,062.84	116,062.84
NET OF REVENUES/EXPENDITURES - 2022			12,226.47

**REVENUE AND EXPENDITURE REPORT FOR CASCADE CHARTER TOWNSHIP
PERIOD ENDING 04/30/2023**

*NOTE: Available Balance / Pct Budget Used does not reflect amounts encumbered.

		PRE-AUDIT		YTD BALANCE	ACTIVITY FOR	AVAILABLE	% BDGT
GL NUMBER	DESCRIPTION	2022	2023	04/30/2023	MONTH 04/30/23	BALANCE	USED
		AMENDED BUDGET	AMENDED BUDGET	NORM (ABNORM)	INCR (DECR)	NORM (ABNORM)	
Fund 230 - THORNAPPLE RIVER IMPROVEMENT FUND							
REVENUE							
230-000-452-014	S/A REVENUE- TRD - RIVER	90,300.00	0.00	84,900.00	0.00	(84,900.00)	100.00
230-000-665-000	INTEREST ON INVESTMENTS	1,000.00	3,700.00	1,539.53	629.70	2,160.47	41.61
TOTAL REVENUE		91,300.00	3,700.00	86,439.53	629.70	(82,739.53)	
Dept 444 - S/A IMPROVEMENT FUNDS							
230-444-802-000	CONTRACTUAL SERVICES	10,000.00	0.00	1,600.00	0.00	(1,600.00)	100.00
230-444-816-000	INSECT&WEED CONTROL/DRAIN MAINT	65,000.00	0.00	0.00	0.00	0.00	0.00
Net - Dept 444 - S/A IMPROVEMENT FUNDS		75,000.00	0.00	1,600.00	0.00	(1,600.00)	
Fund 230 - THORNAPPLE RIVER IMPROVEMENT FUND:							
TOTAL REVENUES		91,300.00	3,700.00	86,439.53	629.70	(82,739.53)	2,336.20
TOTAL EXPENDITURES		75,000.00	0.00	1,600.00	0.00	(1,600.00)	100.00
NET OF REVENUES & EXPENDITURES		16,300.00	3,700.00	84,839.53	629.70	(81,139.53)	

BALANCE SHEET FOR CASCADE CHARTER TOWNSHIP
Period Ending 04/30/2023
PRE-AUDIT

<u>GL Number</u>	<u>Description</u>	<u>Balance</u>
Fund 230 - THORNAPPLE RIVER IMPROVEMENT FUND		
*** Assets ***		
230-000-001-110	FLAGSTAR BANK - CASH	206,575.44
230-000-045-014	S/A RECEIVALBLE - TRD- RIVER	1,158,305.88
	Total Assets	----- 1,364,881.32
*** Liabilities ***		
230-000-339-014	DEFERRED REVENUE - TRD- RIVER	1,159,500.00
	Total Liabilities	----- 1,159,500.00
*** Fund Balance ***		
	Total Fund Balance	----- 0.00
	Beginning Fund Balance - 2022	----- 0.00
	Net of Revenues VS Expenditures - 2022	120,541.79
	*2022 End FB/2023 Beg FB	120,541.79
	Net of Revenues VS Expenditures - Current Year	84,839.53
	Ending Fund Balance	205,381.32
	Total Liabilities And Fund Balance	----- 1,364,881.32
* Year Not Closed		

**TRIAL BALANCE REPORT FOR CASCADE CHARTER TOWNSHIP
PERIOD ENDING 04/30/2023
PRE-AUDIT**

GL NUMBER	DESCRIPTION	BALANCE DEBIT	BALANCE CREDIT
Fund 230 - THORNAPPLE RIVER IMPROVEMENT FUND			
230-000-001-110	FLAGSTAR BANK - CASH	206,575.44	
230-000-045-014	S/A RECEIVALBLE - TRD- RIVER	1,158,305.88	
230-000-339-014	DEFERRED REVENUE - TRD- RIVER		1,159,500.00
230-000-452-014	S/A REVENUE- TRD - RIVER		84,900.00
230-000-665-000	INTEREST ON INVESTMENTS		1,539.53
230-444-802-000	CONTRACTUAL SERVICES	1,600.00	
Total Fund 230 - THORNAPPLE RIVER IMPROVEMENT FUND		1,366,481.32	1,366,481.32
NET OF REVENUES/EXPENDITURES - 2022			120,541.79

**REVENUE AND EXPENDITURE REPORT FOR CASCADE CHARTER TOWNSHIP
PERIOD ENDING 04/30/2023**

*NOTE: Available Balance / Pct Budget Used does not reflect amounts encumbered.

		PRE-AUDIT		YTD BALANCE	ACTIVITY FOR	AVAILABLE	% BDGT
GL NUMBER	DESCRIPTION	2022	2023	04/30/2023	MONTH 04/30/23	BALANCE	USED
		AMENDED BUDGET	AMENDED BUDGET	NORM (ABNORM)	INCR (DECR)	NORM (ABNORM)	
Fund 243 - BROWNFIELD REDEVELOPMENT AUTHORITY FUND							
REVENUE							
243-000-401-401	GENERAL PROPERTY TAX REVENUE	0.00	0.00	10.09	0.00	(10.09)	100.00
243-000-401-403	TAXES-KENT COUNTY	78.22	0.00	33.19	0.00	(33.19)	100.00
243-000-401-406	KDL TAXES- KDL	0.00	0.00	3.63	0.00	(3.63)	100.00
243-000-550-000	BDR - SOM GRANT	694,341.47	0.00	0.00	0.00	0.00	0.00
243-000-665-000	INTEREST REVENUE	350.00	50.00	5.39	5.39	44.61	10.78
TOTAL REVENUE		694,769.69	50.00	52.30	5.39	(2.30)	
Dept 571 - BDR- REMEDIATION							
243-571-801-400	CONTRACTOR	671,925.28	0.00	0.00	0.00	0.00	0.00
243-571-821-100	ENGINEERING	11,977.00	0.00	0.00	0.00	0.00	0.00
Net - Dept 571 - BDR- REMEDIATION		683,902.28	0.00	0.00	0.00	0.00	
Fund 243 - BROWNFIELD REDEVELOPMENT AUTHORITY FUND:							
TOTAL REVENUES		694,769.69	50.00	52.30	5.39	(2.30)	104.60
TOTAL EXPENDITURES		683,902.28	0.00	0.00	0.00	0.00	0.00
NET OF REVENUES & EXPENDITURES		10,867.41	50.00	52.30	5.39	(2.30)	104.60

BALANCE SHEET FOR CASCADE CHARTER TOWNSHIP
Period Ending 04/30/2023
PRE-AUDIT

<u>GL Number</u>	<u>Description</u>	<u>Balance</u>
Fund 243 - BROWNFIELD REDEVELOPMENT AUTHORITY FUND		
*** Assets ***		
243-000-017-027	CONSUMER'S CREDIT UNION- MMA	10,957.97
	Total Assets	----- 10,957.97
*** Liabilities ***		
	Total Liabilities	----- 0.00
*** Fund Balance ***		
	Total Fund Balance	----- 0.00
	Beginning Fund Balance - 2022	----- 0.00
	Net of Revenues VS Expenditures - 2022	10,905.67
	*2022 End FB/2023 Beg FB	10,905.67
	Net of Revenues VS Expenditures - Current Year	52.30
	Ending Fund Balance	10,957.97
	Total Liabilities And Fund Balance	----- 10,957.97

* Year Not Closed

**TRIAL BALANCE REPORT FOR CASCADE CHARTER TOWNSHIP
PERIOD ENDING 04/30/2023
PRE-AUDIT**

GL NUMBER	DESCRIPTION	BALANCE DEBIT	BALANCE CREDIT
Fund 243 - BROWNFIELD REDEVELOPMENT AUTHORITY FUND			
243-000-017-027	CONSUMER'S CREDIT UNION- MMA	10,957.97	
243-000-401-401	GENERAL PROPERTY TAX REVENUE		10.09
243-000-401-403	TAXES-KENT COUNTY		33.19
243-000-401-406	KDL TAXES- KDL		3.63
243-000-665-000	INTEREST REVENUE		5.39
Total Fund 243 - BROWNFIELD REDEVELOPMENT AUTHORITY FUND		10,957.97	10,957.97
NET OF REVENUES/EXPENDITURES - 2022			10,905.67

**REVENUE AND EXPENDITURE REPORT FOR CASCADE CHARTER TOWNSHIP
PERIOD ENDING 04/30/2023**

*NOTE: Available Balance / Pct Budget Used does not reflect amounts encumbered.

		PRE-AUDIT		YTD BALANCE	ACTIVITY FOR	AVAILABLE	% BDGT
GL NUMBER	DESCRIPTION	2022 AMENDED BUDGET	2023 AMENDED BUDGET	04/30/2023 NORM (ABNORM)	MONTH 04/30/23 INCR (DECR)	BALANCE NORM (ABNORM)	USED
Fund 246 - IRF							
REVENUE							
246-000-452-010	S/A REVENUE - KRAFT WATER & 60TH	17,000.00	16,094.00	5,889.86	0.00	10,204.14	36.60
246-000-452-011	S/A REVENUE - OAK TERRACE	2,537.78	2,538.00	2,328.24	0.00	209.76	91.74
246-000-452-012	S/A REVENUE - TRD	17,100.85	17,101.00	11,325.08	0.00	5,775.92	66.22
246-000-630-000	HOOKUP FEES	400,000.00	200,000.00	20,920.00	0.00	179,080.00	10.46
246-000-665-000	INTEREST ON INVESTMENTS	15,600.00	55,000.00	34,972.43	24,568.02	20,027.57	63.59
246-000-669-000	INT & P S/A-ORDINANCE	5,985.31	6,000.00	6,176.71	0.00	(176.71)	102.95
TOTAL REVENUE		458,223.94	296,733.00	81,612.32	24,568.02	215,120.68	
Dept 225 - ADMINISTRATIVE							
246-225-821-000	ADMIN ENGINEERING COSTS	15,000.00	15,000.00	2,015.46	0.00	12,984.54	13.44
246-225-826-000	ADMIN LEGAL FEES	30,000.00	30,000.00	4,793.75	0.00	25,206.25	15.98
246-225-964-000	ADMIN 10%/HOOKUP TO GENERAL	40,000.00	20,000.00	0.00	0.00	20,000.00	0.00
246-225-967-100	WHOLE HOUSE FILTER PROJECT	120,000.00	100,000.00	18,355.20	4,592.40	81,644.80	18.36
246-225-980-000	ADMIN MISCELLANEOUS EXPENSE	10,000.00	10,000.00	0.00	0.00	10,000.00	0.00
Net - Dept 225 - ADMINISTRATIVE		215,000.00	175,000.00	25,164.41	4,592.40	149,835.59	
Fund 246 - IRF:							
TOTAL REVENUES		458,223.94	296,733.00	81,612.32	24,568.02	215,120.68	27.50
TOTAL EXPENDITURES		215,000.00	175,000.00	25,164.41	4,592.40	149,835.59	14.38
NET OF REVENUES & EXPENDITURES		243,223.94	121,733.00	56,447.91	19,975.62	65,285.09	46.37

BALANCE SHEET FOR CASCADE CHARTER TOWNSHIP
Period Ending 04/30/2023
PRE-AUDIT

GL Number	Description	Balance
Fund 246 - IRF		
*** Assets ***		
246-000-001-510	MI CLASS CASH - POOL ACCOUNTS	876,495.68
246-000-002-001	CASH/SAVINGS- FLAGSTAR BANK	753,560.26
246-000-003-010	S/A RECEIVABLE- KRAFT & 60TH IMPRV 2014	231,934.84
246-000-017-405	COMERICA SECURITIES # 148983	976,741.00
246-000-045-012	S/A RECEIVABLE - TRD SEWER	162,908.09
246-000-047-006	ACCOUNTS RECEIVABLE-DELQ USAGE	(3,952.11)
	Total Assets	----- 2,997,687.76
*** Liabilities ***		
246-000-339-010	DEFERRED REVENUE- KRAFT & 60TH IMPROVEMT	231,934.84
246-000-339-012	DEFERRED REVENUE TRD SEWER	162,908.09
	Total Liabilities	----- 394,842.93
*** Fund Balance ***		
246-000-390-000	FUND BALANCE	2,241,643.65
	Total Fund Balance	----- 2,241,643.65
	Beginning Fund Balance - 2022	----- 2,241,643.65
	Net of Revenues VS Expenditures - 2022	304,753.27
	*2022 End FB/2023 Beg FB	2,546,396.92
	Net of Revenues VS Expenditures - Current Year	56,447.91
	Ending Fund Balance	2,602,844.83
	Total Liabilities And Fund Balance	----- 2,997,687.76
* Year Not Closed		

**TRIAL BALANCE REPORT FOR CASCADE CHARTER TOWNSHIP
PERIOD ENDING 04/30/2023
PRE-AUDIT**

GL NUMBER	DESCRIPTION	BALANCE DEBIT	BALANCE CREDIT
Fund 246 - IRF			
246-000-001-510	MI CLASS CASH - POOL ACCOUNTS	876,495.68	
246-000-002-001	CASH/SAVINGS- FLAGSTAR BANK	753,560.26	
246-000-003-010	S/A RECEIVABLE- KRAFT & 60TH IMPRV 2014	231,934.84	
246-000-017-405	COMERICA SECURITIES # 148983	976,741.00	
246-000-045-012	S/A RECEIVABLE - TRD SEWER	162,908.09	
246-000-047-006	ACCOUNTS RECEIVABLE-DELQ USAGE		3,952.11
246-000-339-010	DEFERRED REVENUE- KRAFT & 60TH IMPROVEMT		231,934.84
246-000-339-012	DEFERRED REVENUE TRD SEWER		162,908.09
246-000-390-000	FUND BALANCE		2,241,643.65
246-000-452-010	S/A REVENUE - KRAFT WATER & 60TH		5,889.86
246-000-452-011	S/A REVENUE - OAK TERRACE		2,328.24
246-000-452-012	S/A REVENUE - TRD		11,325.08
246-000-630-000	HOOKUP FEES		20,920.00
246-000-665-000	INTEREST ON INVESTMENTS		34,972.43
246-000-669-000	INT & P S/A-ORDINANCE		6,176.71
246-225-821-000	ADMIN ENGINEERING COSTS	2,015.46	
246-225-826-000	ADMIN LEGAL FEES	4,793.75	
246-225-967-100	WHOLE HOUSE FILTER PROJECT	18,355.20	
Total Fund 246 - IRF		3,026,804.28	3,026,804.28
NET OF REVENUES/EXPENDITURES - 2022			304,753.27

**REVENUE AND EXPENDITURE REPORT FOR CASCADE CHARTER TOWNSHIP
PERIOD ENDING 04/30/2023**

*NOTE: Available Balance / Pct Budget Used does not reflect amounts encumbered.

PRE-AUDIT									
GL NUMBER	DESCRIPTION	2022		2023		YTD BALANCE	ACTIVITY FOR	AVAILABLE	% BDGT USED
		AMENDED BUDGET	AMENDED BUDGET	NORM (ABNORM)	04/30/2023	MONTH 04/30/23	BALANCE		
						INCR (DECR)	NORM (ABNORM)		
Fund 248 - DDA									
REVENUE									
248-000-401-401	TAXES - CASCADE TOWNSHIP	302,100.00	328,183.00	326,437.31		0.00		1,745.69	99.47
248-000-401-402	TAXES - G.R.C.C.	162,133.56	172,000.00	(2,971.72)		0.00		174,971.72	(1.73)
248-000-401-403	TAXES-KENT COUNTY	550,205.56	580,000.00	182,083.48		0.00		397,916.52	31.39
248-000-401-406	KDL TAXES-DDA	110,500.00	118,172.00	117,542.93		0.00		629.07	99.47
248-000-665-000	INTEREST REVENUE	22,595.00	25,000.00	13,502.13		5,704.59		11,497.87	54.01
248-000-667-001	RENT-TUFFY	70,500.00	78,769.00	24,961.22		0.00		53,807.78	31.69
248-000-675-675	MISCELLANEOUS INCOME	34,400.00	0.00	6,601.75		165.08		(6,601.75)	100.00
248-000-677-300	DDACONTRIB & DONATION- METRO CRUISE WU	2,500.00	4,000.00	0.00		0.00		4,000.00	0.00
TOTAL REVENUE		1,254,934.12	1,306,124.00	668,157.10		5,869.67		637,966.90	
Dept 190 - DDA OPERATIONS/CONSTRUCTION									
248-190-723-000	DDA - MEMBERSHIP AND DUES	1,320.00	2,150.00	0.00		0.00		2,150.00	0.00
248-190-724-000	DDA - EDUCATION	2,000.00	2,000.00	0.00		0.00		2,000.00	0.00
248-190-787-000	MISCELLANEOUS	7,000.00	7,000.00	1,345.45		737.23		5,654.55	19.22
248-190-801-000	CONTRACT SERVICES	0.00	55,000.00	11,312.50		2,560.00		43,687.50	20.57
248-190-802-300	DDA ADMINISTRATIVE	99,426.00	103,440.00	0.00		0.00		103,440.00	0.00
248-190-821-000	ENGINEERING	75,000.00	75,000.00	0.00		0.00		75,000.00	0.00
248-190-826-265	LEGAL	2,500.00	2,500.00	0.00		0.00		2,500.00	0.00
248-190-860-000	DDA - MILEAGE	400.00	400.00	73.36		0.00		326.64	18.34
248-190-861-100	TRANSPORTATION SERVICES	217,540.00	217,540.00	72,704.24		37,065.42		144,835.76	33.42
248-190-921-000	ELECTRICITY	24,000.00	26,000.00	5,916.98		1,377.74		20,083.02	22.76
248-190-922-000	STREETLIGHTS	5,000.00	10,000.00	0.00		0.00		10,000.00	0.00
248-190-924-100	CELL PHONES/DATA	900.00	900.00	398.53		93.64		501.47	44.28
248-190-927-000	WATER-SEWER	6,500.00	8,500.00	106.95		0.00		8,393.05	1.26
248-190-931-000	MAINT & REPAIR/IMPROVEMENTS	70,000.00	60,000.00	10,183.75		2,070.00		49,816.25	16.97
248-190-931-300	DDA REPAIR & MAINT- METRO CRUISE WU	8,000.00	8,000.00	285.00		285.00		7,715.00	3.56
248-190-964-100	DDA PROPERTY TAX REFUNDS	50,000.00	25,000.00	0.00		0.00		25,000.00	0.00
248-190-967-000	SPECIAL PROJECTS-DDA LIGHTING/DECOR	90,000.00	15,000.00	0.00		0.00		15,000.00	0.00
248-190-967-001	SPECIAL PROJECTS-TACTICAL URBANISM	0.00	20,000.00	0.00		0.00		20,000.00	0.00
248-190-967-002	SPECIAL PROJECTS-FLOWERS/PLANTINGS	0.00	10,000.00	0.00		0.00		10,000.00	0.00
248-190-967-003	SPECIAL PROJECTS-PR/MARKETING/PROMOTION	0.00	20,000.00	0.00		0.00		20,000.00	0.00
248-190-967-004	SPECIAL PROJECTS-SPECIAL EVENTS	0.00	15,000.00	0.00		0.00		15,000.00	0.00
248-190-981-000	OFFICE EQUIPMENT	1,000.00	1,000.00	0.00		0.00		1,000.00	0.00
Net - Dept 190 - DDA OPERATIONS/CONSTRUCTION		660,586.00	684,430.00	102,326.76		44,189.03		582,103.24	
Dept 901 - CAPITAL OUTLAY									
248-901-970-000	CAPITAL OUTLAY - FFE	80,000.00	230,000.00	0.00		0.00		230,000.00	0.00
248-901-974-000	CAPITAL OUTLAY - LANDIMP	57,084.05	250,000.00	0.00		0.00		250,000.00	0.00
Net - Dept 901 - CAPITAL OUTLAY		137,084.05	480,000.00	0.00		0.00		480,000.00	
Dept 990 - DEBT SERVICE									
248-990-992-007	LOAN PRINCIPAL	75,000.00	75,000.00	0.00		0.00		75,000.00	0.00
248-990-994-001	INTEREST AND FEES	21,775.00	19,338.00	9,668.75		0.00		9,669.25	50.00
Net - Dept 990 - DEBT SERVICE		96,775.00	94,338.00	9,668.75		0.00		84,669.25	
Fund 248 - DDA:									
TOTAL REVENUES		1,254,934.12	1,306,124.00	668,157.10		5,869.67		637,966.90	51.16
TOTAL EXPENDITURES		894,445.05	1,258,768.00	111,995.51		44,189.03		1,146,772.49	8.90
NET OF REVENUES & EXPENDITURES		360,489.07	47,356.00	556,161.59		(38,319.36)		(508,805.59)	1,174.43

47

BALANCE SHEET FOR CASCADE CHARTER TOWNSHIP
Period Ending 04/30/2023
PRE-AUDIT

GL Number	Description	Balance
Fund 248 - DDA		
*** Assets ***		
248-000-001-510	MI CLASS CASH - POOL ACCOUNTS	1,354,592.48
248-000-002-001	CASH/SAVINGS- FLAGSTAR BANK	165,759.15
248-000-003-005	CD - COMERICA	1,176,107.61
248-000-003-035	ADVENTURE CU CD M 2/24/20	220,919.55
248-000-003-040	CD - UNION BANK M 8/26/20	263,178.58
	Total Assets	----- 3,180,557.37
*** Liabilities ***		
	Total Liabilities	----- 0.00
*** Fund Balance ***		
248-000-390-000	FUND BALANCE - UNASSIGNED	2,037,317.88
	Total Fund Balance	----- 2,037,317.88
	Beginning Fund Balance - 2022	----- 2,037,317.88
	Net of Revenues VS Expenditures - 2022	587,077.90
	*2022 End FB/2023 Beg FB	2,624,395.78
	Net of Revenues VS Expenditures - Current Year	556,161.59
	Ending Fund Balance	3,180,557.37
	Total Liabilities And Fund Balance	----- 3,180,557.37

* Year Not Closed

**TRIAL BALANCE REPORT FOR CASCADE CHARTER TOWNSHIP
PERIOD ENDING 04/30/2023
PRE-AUDIT**

GL NUMBER	DESCRIPTION	BALANCE DEBIT	BALANCE CREDIT
Fund 248 - DDA			
248-000-001-510	MI CLASS CASH - POOL ACCOUNTS	1,354,592.48	
248-000-002-001	CASH/SAVINGS- FLAGSTAR BANK	165,759.15	
248-000-003-005	CD - COMERICA	1,176,107.61	
248-000-003-035	ADVENTURE CU CD M 2/24/20	220,919.55	
248-000-003-040	CD - UNION BANK M 8/26/20	263,178.58	
248-000-390-000	FUND BALANCE - UNASSIGNED		2,037,317.88
248-000-401-401	TAXES - CASCADE TOWNSHIP		326,437.31
248-000-401-402	TAXES - G.R.C.C.	2,971.72	
248-000-401-403	TAXES-KENT COUNTY		182,083.48
248-000-401-406	KDL TAXES-DDA		117,542.93
248-000-665-000	INTEREST REVENUE		13,502.13
248-000-667-001	RENT-TUFFY		24,961.22
248-000-675-675	MISCELLANEOUS INCOME		6,601.75
248-190-787-000	MISCELLANEOUS	1,345.45	
248-190-801-000	CONTRACT SERVICES	11,312.50	
248-190-860-000	DDA - MILEAGE	73.36	
248-190-861-100	TRANSPORTATION SERVICES	72,704.24	
248-190-921-000	ELECTRICITY	5,916.98	
248-190-924-100	CELL PHONES/DATA	398.53	
248-190-927-000	WATER-SEWER	106.95	
248-190-931-000	MAINT & REPAIR/IMPROVEMENTS	10,183.75	
248-190-931-300	DDA REPAIR & MAINT- METRO CRUISE WU	285.00	
248-990-994-001	INTEREST AND FEES	9,668.75	
Total Fund 248 - DDA		3,295,524.60	3,295,524.60
NET OF REVENUES/EXPENDITURES - 2022			587,077.90

**REVENUE AND EXPENDITURE REPORT FOR CASCADE CHARTER TOWNSHIP
PERIOD ENDING 04/30/2023**

*NOTE: Available Balance / Pct Budget Used does not reflect amounts encumbered.

		PRE-AUDIT		YTD BALANCE	ACTIVITY FOR	AVAILABLE	
GL NUMBER	DESCRIPTION	2022 AMENDED BUDGET	2023 AMENDED BUDGET	04/30/2023 NORM (ABNORM)	MONTH 04/30/23 INCR (DECR)	BALANCE NORM (ABNORM)	% BGD USED
Fund 249 - BUILDING FUND							
REVENUE							
249-000-607-100	BUILDING PERMITS	0.00	0.00	82,533.00	(308,245.00)	(82,533.00)	100.00
249-000-607-200	ELECTRICAL PERMITS	0.00	0.00	58,861.00	11,545.00	(58,861.00)	100.00
249-000-607-300	PLUMBING PERMITS	0.00	0.00	20,075.00	(8,866.00)	(20,075.00)	100.00
249-000-607-400	MECHANICAL PERMITS	0.00	0.00	46,214.85	(4,421.90)	(46,214.85)	100.00
249-000-607-483	CASCADE TWP BLDG COM PERMITS	220,000.00	190,000.00	0.00	0.00	190,000.00	0.00
249-000-607-484	CASCADE TWP BLDG RES PERMITS	140,000.00	120,000.00	53,132.00	27,076.00	66,868.00	44.28
249-000-607-485	CASCADE TWP ELECTRICAL PERMITS	116,000.00	100,000.00	38,097.00	21,793.00	61,903.00	38.10
249-000-607-486	CASCADE TWP MECHANICAL PERMITS	127,000.00	110,000.00	28,482.25	10,128.50	81,517.75	25.89
249-000-607-487	CASCADE TWP PLUMBING PERMITS	65,000.00	55,000.00	14,619.00	5,139.00	40,381.00	26.58
249-000-607-488	CASCADE - PR	54,000.00	35,000.00	0.00	0.00	35,000.00	0.00
249-000-607-490	CASCADE TWP CONTRACTOR REG	56,350.00	9,000.00	3,150.00	735.00	5,850.00	35.00
249-000-607-500	LOWELL TWP BUILDING PERMITS	80,000.00	80,000.00	7,554.00	1,949.00	72,446.00	9.44
249-000-607-501	LOWELL TWP ELECTRICAL PERMITS	33,000.00	33,000.00	4,560.00	2,145.00	28,440.00	13.82
249-000-607-502	LOWELL TWP MECHANICAL PERMITS	28,000.00	28,000.00	5,580.00	1,770.00	22,420.00	19.93
249-000-607-503	LOWELL TWP PLUMBING PERMITS	23,000.00	20,000.00	1,801.00	1,065.00	18,199.00	9.01
249-000-607-504	LOWELL TWP - PR	6,000.00	6,000.00	0.00	0.00	6,000.00	0.00
249-000-607-510	VERGENNES TWP BUILDING PERMITS	76,500.00	65,000.00	14,299.00	6,882.00	50,701.00	22.00
249-000-607-511	VERGENNES TWP ELECTRICAL PERMITS	20,450.00	20,000.00	2,139.00	545.00	17,861.00	10.70
249-000-607-512	VERGENNES TWP MECHANICAL PERMITS	22,450.00	20,000.00	3,529.00	1,854.00	16,471.00	17.65
249-000-607-516	VERGENNES TWP PLUMBING PERMITS	14,500.00	15,000.00	4,668.00	638.00	10,332.00	31.12
249-000-607-517	VERGENNES TWP - PR	7,200.00	6,000.00	0.00	0.00	6,000.00	0.00
249-000-607-520	ADA TWP BUILDING PERMITS	197,500.00	145,000.00	182,578.00	160,877.00	(37,578.00)	125.92
249-000-607-521	ADA TWP PLUMBING PERMITS	45,000.00	50,000.00	8,862.00	4,533.00	41,138.00	17.72
249-000-607-523	ADA TWP ELECTRICAL PERMITS	66,500.00	65,000.00	16,849.00	6,318.00	48,151.00	25.92
249-000-607-524	ADA TWP MECHANICAL PERMITS	67,500.00	65,000.00	23,465.00	11,030.00	41,535.00	36.10
249-000-607-525	ADA TWP - PR	24,500.00	18,000.00	0.00	0.00	18,000.00	0.00
249-000-607-531	GR TWP BUILDING PERMITS	145,000.00	150,000.00	157,058.00	128,769.00	(7,058.00)	104.71
249-000-607-532	GR TWP ELECTRICAL PERMITS	74,500.00	65,000.00	12,913.00	4,204.00	52,087.00	19.87
249-000-607-533	GR TWP MECHANICAL PERMITS	98,000.00	85,000.00	30,610.25	12,675.25	54,389.75	36.01
249-000-607-534	GR TWP PLUMBING PERMITS	56,600.00	48,000.00	18,628.00	10,068.00	29,372.00	38.81
249-000-607-535	GRT - PR	22,000.00	20,000.00	0.00	0.00	20,000.00	0.00
249-000-607-536	EAST GR BUILDING PERMITS	176,000.00	75,000.00	17,579.00	3,425.00	57,421.00	23.44
249-000-607-537	EAST GR ELECTRICAL PERMITS	49,500.00	40,000.00	14,659.00	6,061.00	25,341.00	36.65
249-000-607-538	EAST GR MECHANICAL PERMITS	63,500.00	50,000.00	15,485.00	4,225.00	34,515.00	30.97
249-000-607-539	EAST GR PLUMBING PERMITS	32,600.00	29,000.00	9,405.00	3,711.00	19,595.00	32.43
249-000-607-540	EGR - PR	11,000.00	5,000.00	0.00	0.00	5,000.00	0.00
249-000-607-541	EAST GR-RENTAL INSP	4,400.00	4,500.00	0.00	0.00	4,500.00	0.00
249-000-607-550	PLAINFIELD BUILDING PERMITS	268,000.00	235,000.00	109,667.00	62,062.00	125,333.00	46.67
249-000-607-551	PLAINFIELD - ELECTRICAL PERMITS	99,400.00	105,000.00	23,676.00	6,642.00	81,324.00	22.55
249-000-607-552	PLAINFIELD MECHANICAL PERMITS	150,000.00	130,000.00	27,266.25	8,954.00	102,733.75	20.97
249-000-607-553	PLAINFIELD - PLUMBING PERMITS	86,000.00	75,000.00	6,357.00	3,787.00	68,643.00	8.48
249-000-607-554	PLAINFIELD TWP- PR	23,400.00	18,000.00	0.00	0.00	18,000.00	0.00
249-000-607-555	PLAINFIELD INSPECTION FEES -NP	3,000.00	0.00	0.00	0.00	0.00	0.00
249-000-665-000	INTEREST REVENUE	47,139.00	46,000.00	23,727.92	4,561.99	22,272.08	51.58
249-000-675-675	MISCELLANEOUS INCOME	2,100.00	2,000.00	1,050.00	0.00	950.00	52.50
TOTAL REVENUE		2,902,589.00	2,437,500.00	1,089,129.52	213,634.84	1,348,370.48	
Dept 250 - BENEFITS/INSURANCE							
249-250-715-000	FICA-EMPLOYER	73,113.00	81,785.00	24,108.18	5,790.15	57,676.82	29.48
249-250-716-000	DEFINED CONTRIBUTION PLAN	132,721.00	99,349.00	31,180.30	7,083.34	68,168.70	31.38
249-250-717-000	WORKERS COMP INSURANCE	28,000.00	25,000.00	(767.20)	0.00	25,767.20	(3.07)
249-250-718-000	VISION INSURANCE BENEFITS	1,727.00	1,857.00	523.01	260.55	1,333.99	28.16
249-250-718-200	OTHER BENEFITS	18,200.00	19,500.00	18,000.00	0.00	1,500.00	92.31
249-250-718-300	OTHER BENEFITS- PTO BUYBACK PROGRAM	6,000.00	6,000.00	0.00	0.00	6,000.00	0.00
249-250-719-000	HEALTH INSURANCE BENEFITS	148,852.00	173,007.00	64,362.01	15,839.80	108,644.99	37.20
249-250-719-100	OPT-OUT INSURANCE	4,000.00	4,000.00	0.00	0.00	4,000.00	0.00
249-250-720-000	LIFE & DISABILITY INSURANCE	10,982.00	11,385.00	4,259.78	848.97	7,125.22	37.42
249-250-721-000	DENTAL INSURANCE BENEFITS	12,516.00	15,146.00	6,040.51	1,403.79	9,105.49	39.88
249-250-722-000	PENSION PLAN BENEFITS	45,168.00	55,000.00	8,733.96	2,183.49	46,266.04	15.88
Net - Dept 250 - BENEFITS/INSURANCE		481,279.00	492,029.00	156,440.55	33,410.09	335,588.45	
Dept 371 - BUILDING DEPARTMENT							
249-371-702-000	WAGES- FULL TIME	778,838.00	869,722.00	256,230.08	68,233.72	613,491.92	29.46
249-371-702-001	WAGES - DEPARTMENT HEAD	106,887.00	115,000.00	35,314.56	8,828.64	79,685.44	30.71
249-371-704-000	WAGES- PART TIME	8,000.00	55,000.00	1,365.97	455.32	53,634.03	2.48
249-371-707-000	WAGES- CASUAL	70,000.00	30,000.00	5,000.00	2,200.00	25,000.00	16.67
249-371-723-000	MEMBERSHIPS AND DUES	5,000.00	6,000.00	1,150.00	90.00	4,850.00	19.17
249-371-724-000	EDUCATION	8,000.00	10,000.00	1,836.25	400.00	8,163.75	18.36
249-371-727-000	SUPPLIES	11,000.00	12,000.00	2,924.04	1,105.50	9,075.96	24.37
249-371-752-000	SUPPLIES	0.00	0.00	27.11	0.00	(27.11)	100.00
249-371-757-000	BOOKS	4,200.00	5,000.00	129.00	0.00	4,871.00	2.58
249-371-768-000	DEPARTMENT UNIFORMS	4,200.00	0.00	0.00	0.00	0.00	0.00
249-371-787-000	MISCELLANEOUS	1,500.00	1,500.00	366.13	177.03	1,133.87	24.41

50

**REVENUE AND EXPENDITURE REPORT FOR CASCADE CHARTER TOWNSHIP
PERIOD ENDING 04/30/2023**

*NOTE: Available Balance / Pct Budget Used does not reflect amounts encumbered.

		PRE-AUDIT		YTD BALANCE	ACTIVITY FOR	AVAILABLE	% BDGT
GL NUMBER	DESCRIPTION	2022 AMENDED BUDGET	2023 AMENDED BUDGET	04/30/2023 NORM (ABNORM)	MONTH 04/30/23 INCR (DECR)	BALANCE NORM (ABNORM)	USED
249-371-787-200	CREDIT CARD FEES	34,000.00	36,000.00	11,398.04	0.00	24,601.96	31.66
249-371-807-000	AUDIT FEES & SERVICES	968.00	1,000.00	800.00	800.00	200.00	80.00
249-371-810-000	LIABILITY INSURANCE	13,080.00	13,000.00	24,392.50	24,392.50	(11,392.50)	187.63
249-371-821-000	BLDG ENGINEERING	1,500.00	1,500.00	0.00	0.00	1,500.00	0.00
249-371-826-000	LEGAL	0.00	0.00	7,227.50	7,227.50	(7,227.50)	100.00
249-371-860-000	MILEAGE	68,000.00	72,000.00	24,316.53	6,451.30	47,683.47	33.77
249-371-862-500	DEPT HEAD, SUPV EXPENSES	750.00	750.00	192.31	121.08	557.69	25.64
249-371-923-000	HEATING/UTILITY	4,000.00	9,000.00	3,402.67	823.69	5,597.33	37.81
249-371-924-000	PHONES	3,000.00	6,000.00	1,373.43	337.98	4,626.57	22.89
249-371-924-100	CELL PHONES/DATA	11,000.00	12,000.00	3,657.17	1,110.49	8,342.83	30.48
249-371-932-000	OFFICE EQUIP & COMPUTER REPAIR	7,800.00	12,000.00	7,969.00	0.00	4,031.00	66.41
249-371-939-000	SERVICE CONTRACTS	18,413.00	70,000.00	15,506.49	8,073.23	54,493.51	22.15
249-371-941-000	POSTAGE & MACHINE LEASE	1,000.00	1,000.00	300.00	150.00	700.00	30.00
249-371-957-000	BLDG PHYSICAL EXAMS	750.00	750.00	0.00	0.00	750.00	0.00
249-371-967-000	BLDG - SPECIAL PROJECTS-FURNITURE UPDATE	15,000.00	30,000.00	8,093.20	211.99	21,906.80	26.98
249-371-981-000	OFFICE EQUIPMENT	12,000.00	15,000.00	10,271.90	1,221.98	4,728.10	68.48
Net - Dept 371 - BUILDING DEPARTMENT		1,188,886.00	1,384,222.00	423,243.88	132,411.95	960,978.12	
Dept 901 - CAPITAL OUTLAY							
249-901-975-000	CAPITAL OUTLAY - BLDGIMP	30,000.00	0.00	0.00	0.00	0.00	0.00
Net - Dept 901 - CAPITAL OUTLAY		30,000.00	0.00	0.00	0.00	0.00	
Dept 964 - PAYMENTS TO OTHER TOWNSHIPS							
249-964-964-100	PERMITS DUE TO LOWELL TWP	34,000.00	33,400.00	3,899.00	1,385.80	29,501.00	11.67
249-964-964-200	PERMITS DUE TO VERGENNES TWP	20,600.00	25,200.00	4,182.00	1,983.80	21,018.00	16.60
249-964-964-300	PERMITS DUE TO GR TWP	100,670.00	73,600.00	43,841.85	31,143.25	29,758.15	59.57
249-964-964-400	PERMITS DUE TO ADA TWP	85,200.00	68,600.00	46,350.80	36,551.60	22,249.20	67.57
249-964-964-500	PERMITS DUE TO EAST GR	64,980.00	39,800.00	11,425.60	3,484.40	28,374.40	28.71
249-964-964-600	PERMITS DUE PLAINFIELD	106,000.00	114,600.00	34,138.25	16,289.00	80,461.75	29.79
249-964-964-800	PERMITS DUE CASCADE TWP	140,000.00	122,000.00	26,886.05	12,827.30	95,113.95	22.04
Net - Dept 964 - PAYMENTS TO OTHER TOWNSHIPS		551,450.00	477,200.00	170,723.55	103,665.15	306,476.45	
Fund 249 - BUILDING FUND:							
TOTAL REVENUES		2,902,589.00	2,437,500.00	1,089,129.52	213,634.84	1,348,370.48	44.68
TOTAL EXPENDITURES		2,251,615.00	2,353,451.00	750,407.98	269,487.19	1,603,043.02	31.89
NET OF REVENUES & EXPENDITURES		650,974.00	84,049.00	338,721.54	(55,852.35)	(254,672.54)	403.00

BALANCE SHEET FOR CASCADE CHARTER TOWNSHIP
Period Ending 04/30/2023
PRE-AUDIT

GL Number	Description	Balance
Fund 249 - BUILDING FUND		
*** Assets ***		
249-000-001-111	-CASH-RECEIVING - FLAGSTAR	121,055.92
249-000-001-510	MI CLASS CASH - POOL ACCOUNTS	416,807.95
249-000-002-001	CASH/SAVINGS- FLAGSTAR BANK	436,068.59
249-000-003-001	CD - INDEPENDENT BANK M 6/19/21	337,109.88
249-000-003-021	FNB OF MI M 3/11/24	558,974.90
249-000-003-024	FIRST NATIONAL BANK OF AMERICA	660,438.28
249-000-017-401	US TREASURY NOTES	928,595.79
249-000-017-405	COMERICA SECURITIES # 148983	797,989.22
	Total Assets	----- 4,257,040.53
*** Liabilities ***		
249-000-237-000	DUE TO IRF SW CONNECTIONS	2,200.00
	Total Liabilities	----- 2,200.00
*** Fund Balance ***		
249-000-390-000	FUND BALANCE	2,856,310.60
	Total Fund Balance	----- 2,856,310.60
	Beginning Fund Balance - 2022	----- 2,856,310.60
	Net of Revenues VS Expenditures - 2022	1,059,808.39
	*2022 End FB/2023 Beg FB	3,916,118.99
	Net of Revenues VS Expenditures - Current Year	338,721.54
	Ending Fund Balance	4,254,840.53
	Total Liabilities And Fund Balance	----- 4,257,040.53

* Year Not Closed

**TRIAL BALANCE REPORT FOR CASCADE CHARTER TOWNSHIP
PERIOD ENDING 04/30/2023
PRE-AUDIT**

GL NUMBER	DESCRIPTION	BALANCE DEBIT	BALANCE CREDIT
Fund 249 - BUILDING FUND			
249-000-001-111	-CASH-RECEIVING - FLAGSTAR	121,055.92	
249-000-001-510	MI CLASS CASH - POOL ACCOUNTS	416,807.95	
249-000-002-001	CASH/SAVINGS- FLAGSTAR BANK	436,068.59	
249-000-003-001	CD - INDEPENDENT BANK M 6/19/21	337,109.88	
249-000-003-021	FNB OF MI M 3/11/24	558,974.90	
249-000-003-024	FIRST NATIONAL BANK OF AMERICA	660,438.28	
249-000-017-401	US TREASURY NOTES	928,595.79	
249-000-017-405	COMERICA SECURITIES # 148983	797,989.22	
249-000-237-000	DUE TO IRF SW CONNECTIONS		2,200.00
249-000-390-000	FUND BALANCE		2,856,310.60
249-000-607-100	BUILDING PERMITS		82,533.00
249-000-607-200	ELECTRICAL PERMITS		58,861.00
249-000-607-300	PLUMBING PERMITS		20,075.00
249-000-607-400	MECHANICAL PERMITS		46,214.85
249-000-607-484	CASCADE TWP BLDG RES PERMITS		53,132.00
249-000-607-485	CASCADE TWP ELECTRICAL PERMITS		38,097.00
249-000-607-486	CASCADE TWP MECHANICAL PERMITS		28,482.25
249-000-607-487	CASCADE TWP PLUMBING PERMITS		14,619.00
249-000-607-490	CASCADE TWP CONTRACTOR REG		3,150.00
249-000-607-500	LOWELL TWP BUILDING PERMITS		7,554.00
249-000-607-501	LOWELL TWP ELECTRICAL PERMITS		4,560.00
249-000-607-502	LOWELL TWP MECHANICAL PERMITS		5,580.00
249-000-607-503	LOWELL TWP PLUMBING PERMITS		1,801.00
249-000-607-510	VERGENNES TWP BUILDING PERMITS		14,299.00
249-000-607-511	VERGENNES TWP ELECTRICAL PERMITS		2,139.00
249-000-607-512	VERGENNES TWP MECHANICAL PERMITS		3,529.00
249-000-607-516	VERGENNES TWP PLUMBING PERMITS		4,668.00
249-000-607-520	ADA TWP BUILDING PERMITS		182,578.00
249-000-607-521	ADA TWP PLUMBING PERMITS		8,862.00
249-000-607-523	ADA TWP ELECTRICAL PERMITS		16,849.00
249-000-607-524	ADA TWP MECHANICAL PERMITS		23,465.00
249-000-607-531	GR TWP BUILDING PERMITS		157,058.00
249-000-607-532	GR TWP ELECTRICAL PERMITS		12,913.00
249-000-607-533	GR TWP MECHANICAL PERMITS		30,610.25
249-000-607-534	GR TWP PLUMBING PERMITS		18,628.00
249-000-607-536	EAST GR BUILDING PERMITS		17,579.00
249-000-607-537	EAST GR ELECTRICAL PERMITS		14,659.00
249-000-607-538	EAST GR MECHANICAL PERMITS		15,485.00
249-000-607-539	EAST GR PLUMBING PERMITS		9,405.00
249-000-607-550	PLAINFIELD BUILDING PERMITS		109,667.00
249-000-607-551	PLAINFIELD - ELECTRICAL PERMITS		23,676.00
249-000-607-552	PLAINFIELD MECHANICAL PERMITS		27,266.25
249-000-607-553	PLAINFIELD - PLUMBING PERMITS		6,357.00
249-000-665-000	INTEREST REVENUE		23,727.92
249-000-675-675	MISCELLANEOUS INCOME		1,050.00
249-250-715-000	FICA-EMPLOYER	24,108.18	

**TRIAL BALANCE REPORT FOR CASCADE CHARTER TOWNSHIP
PERIOD ENDING 04/30/2023
PRE-AUDIT**

GL NUMBER	DESCRIPTION	BALANCE DEBIT	BALANCE CREDIT
249-250-716-000	DEFINED CONTRIBUTION PLAN	31,180.30	
249-250-717-000	WORKERS COMP INSURANCE		767.20
249-250-718-000	VISION INSURANCE BENEFITS	523.01	
249-250-718-200	OTHER BENEFITS	18,000.00	
249-250-719-000	HEALTH INSURANCE BENEFITS	64,362.01	
249-250-720-000	LIFE & DISABILITY INSURANCE	4,259.78	
249-250-721-000	DENTAL INSURANCE BENEFITS	6,040.51	
249-250-722-000	PENSION PLAN BENEFITS	8,733.96	
249-371-702-000	WAGES- FULL TIME	256,230.08	
249-371-702-001	WAGES - DEPARTMENT HEAD	35,314.56	
249-371-704-000	WAGES- PART TIME	1,365.97	
249-371-707-000	WAGES- CASUAL	5,000.00	
249-371-723-000	MEMBERSHIPS AND DUES	1,150.00	
249-371-724-000	EDUCATION	1,836.25	
249-371-727-000	SUPPLIES	2,924.04	
249-371-752-000	SUPPLIES	27.11	
249-371-757-000	BOOKS	129.00	
249-371-787-000	MISCELLANEOUS	366.13	
249-371-787-200	CREDIT CARD FEES	11,398.04	
249-371-807-000	AUDIT FEES & SERVICES	800.00	
249-371-810-000	LIABILITY INSURANCE	24,392.50	
249-371-826-000	LEGAL	7,227.50	
249-371-860-000	MILEAGE	24,316.53	
249-371-862-500	DEPT HEAD, SUPV EXPENSES	192.31	
249-371-923-000	HEATING/UTILITY	3,402.67	
249-371-924-000	PHONES	1,373.43	
249-371-924-100	CELL PHONES/DATA	3,657.17	
249-371-932-000	OFFICE EQUIP & COMPUTER REPAIR	7,969.00	
249-371-939-000	SERVICE CONTRACTS	15,506.49	
249-371-941-000	POSTAGE & MACHINE LEASE	300.00	
249-371-967-000	BLDG - SPECIAL PROJECTS-FURNITURE UPDATE	8,093.20	
249-371-981-000	OFFICE EQUIPMENT	10,271.90	
249-964-964-100	PERMITS DUE TO LOWELL TWP	3,899.00	
249-964-964-200	PERMITS DUE TO VERGENNES TWP	4,182.00	
249-964-964-300	PERMITS DUE TO GR TWP	43,841.85	
249-964-964-400	PERMITS DUE TO ADA TWP	46,350.80	
249-964-964-500	PERMITS DUE TO EAST GR	11,425.60	
249-964-964-600	PERMITS DUE PLAINFIELD	34,138.25	
249-964-964-800	PERMITS DUE CASCADE TWP	26,886.05	
Total Fund 249 - BUILDING FUND		5,008,215.71	5,008,215.71
NET OF REVENUES/EXPENDITURES - 2022			1,059,808.39

**REVENUE AND EXPENDITURE REPORT FOR CASCADE CHARTER TOWNSHIP
PERIOD ENDING 04/30/2023**

*NOTE: Available Balance / Pct Budget Used does not reflect amounts encumbered.

		PRE-AUDIT		YTD BALANCE	ACTIVITY FOR	AVAILABLE	% BDGT
GL NUMBER	DESCRIPTION	2022 AMENDED BUDGET	2023 AMENDED BUDGET	04/30/2023 NORM (ABNORM)	MONTH 04/30/23 INCR (DECR)	BALANCE NORM (ABNORM)	USED
Fund 271 - LIBRARY FUND							
REVENUES							
271-000-401-402	TAX LEVY	234,217.91	247,920.00	241,486.74	0.00	6,433.26	97.41
271-000-401-410	PERSONAL PROPERTY TAX	15,024.52	14,920.00	13,454.97	0.00	1,465.03	90.18
271-000-401-412	DELINQUENT TAX LEVY	600.00	600.00	520.14	520.14	79.86	86.69
271-000-401-437	ABATEMENT TAXES-LEVY	2,267.54	2,323.00	2,321.13	0.00	1.87	99.92
271-000-401-445	PENALTIES & INTEREST ON TAX	60.00	100.00	678.23	18.59	(578.23)	678.23
271-000-573-000	LOCAL COMMUNITY STABILIZATION SHARE	10,268.95	13,545.00	4,927.74	0.00	8,617.26	36.38
271-000-587-587	KENT DISTRICT LIBRARY PAYMENT	32,870.00	38,348.00	10,956.50	0.00	27,391.50	28.57
271-000-665-000	INTEREST REVENUE	2,340.00	23,000.00	11,209.51	7,359.26	11,790.49	48.74
TOTAL REVENUES		297,648.92	340,756.00	285,554.96	7,897.99	55,201.04	
Dept 790 - LIBRARY							
271-790-727-000	LIBRARY SUPPLIES	6,600.00	3,000.00	0.00	0.00	3,000.00	0.00
271-790-729-000	LIB ELECTRONIC SUBSCRIPTIONS	900.00	2,500.00	0.00	0.00	2,500.00	0.00
271-790-787-000	MISCELLANEOUS	1,000.00	1,000.00	0.00	0.00	1,000.00	0.00
271-790-802-200	JANITORIAL & MAINTENANCE	47,000.00	52,500.00	14,401.08	7,134.48	38,098.92	27.43
271-790-810-000	LIABILITY INSURANCE	21,719.80	21,720.00	14,635.50	14,635.50	7,084.50	67.38
271-790-921-000	LIBRARY ELECTRICITY	52,000.00	52,000.00	16,562.94	4,278.18	35,437.06	31.85
271-790-923-000	LIBRARY HEATING	11,000.00	12,000.00	4,891.82	1,345.08	7,108.18	40.77
271-790-924-000	LIBRARY PHONES	1,200.00	2,500.00	1,307.83	50.03	1,192.17	52.31
271-790-927-000	LIBRARY WATER-SEWER	8,000.00	8,000.00	1,228.25	0.00	6,771.75	15.35
271-790-931-000	LIBRARY MAINTENANCE	60,000.00	60,000.00	32,447.84	10,786.25	27,552.16	54.08
271-790-931-100	LIBRARY MAINTENANCE	50,904.00	50,904.00	0.00	0.00	50,904.00	0.00
271-790-964-100	PROPERTY TAX REFUNDS	500.00	500.00	(13.62)	0.00	513.62	(2.72)
271-790-981-000	OFFICE EQUIPMENT	1,000.00	1,000.00	0.00	0.00	1,000.00	0.00
Net - Dept 790 - LIBRARY		261,823.80	267,624.00	85,461.64	38,229.52	182,162.36	
Dept 901 - CAPITAL OUTLAY							
271-901-970-000	CAPITAL OUTLAY - FFE	35,000.00	1,500,000.00	0.00	0.00	1,500,000.00	0.00
Net - Dept 901 - CAPITAL OUTLAY		35,000.00	1,500,000.00	0.00	0.00	1,500,000.00	
Dept 955 - TRANSFERS IN							
271-955-699-000	TRANSFER IN	0.00	0.00	1,082,446.18	1,082,446.18	(1,082,446.18)	100.00
Net - Dept 955 - TRANSFERS IN		0.00	0.00	1,082,446.18	1,082,446.18	(1,082,446.18)	
Fund 271 - LIBRARY FUND:							
TOTAL REVENUES		297,648.92	340,756.00	285,554.96	7,897.99	55,201.04	83.80
TOTAL EXPENDITURES		296,823.80	1,767,624.00	85,461.64	38,229.52	1,682,162.36	4.83
NET OF REVENUES & EXPENDITURES		825.12	(1,426,868.00)	200,093.32	(30,331.53)	(1,626,961.32)	14.02

BALANCE SHEET FOR CASCADE CHARTER TOWNSHIP
Period Ending 04/30/2023
PRE-AUDIT

GL Number	Description	Balance
Fund 271 - LIBRARY FUND		
*** Assets ***		
271-000-001-510	CASH - MI CLASS	480,143.49
271-000-002-004	WEST MICHIGAN COMMUNITY BANK	273,508.13
271-000-003-014	CD - LAKE MICH CR UN #40 M3/27/2020	453,604.26
271-000-003-023	CD - UNITED BANK	500,000.00
271-000-003-042	CD MSUFCU	582,446.18
271-000-017-023	LIBRARY M/M UNITED BANK	226,152.02
	Total Assets	----- 2,515,854.08
*** Liabilities ***		
	Total Liabilities	----- 0.00
*** Fund Balance ***		
271-000-380-001	FUND BALANCE - COMMITTED/MAJOR REPAIRS1:	400,000.00
271-000-390-000	FUND BALANCE	1,841,068.93
	Total Fund Balance	----- 2,241,068.93
	Beginning Fund Balance - 2022	----- 2,241,068.93
	Net of Revenues VS Expenditures - 2022	74,691.83
	*2022 End FB/2023 Beg FB	2,315,760.76
	Net of Revenues VS Expenditures - Current Year	1,282,539.50
	Ending Fund Balance	3,598,300.26
	Total Liabilities And Fund Balance	3,598,300.26
	Out of Balance:	----- (1,082,446.18)

* Year Not Closed

**TRIAL BALANCE REPORT FOR CASCADE CHARTER TOWNSHIP
PERIOD ENDING 04/30/2023
PRE-AUDIT**

GL NUMBER	DESCRIPTION	BALANCE DEBIT	BALANCE CREDIT
Fund 271 - LIBRARY FUND			
271-000-001-510	CASH - MI CLASS	480,143.49	
271-000-002-004	WEST MICHIGAN COMMUNITY BANK	273,508.13	
271-000-003-014	CD - LAKE MICH CR UN #40 M3/27/2020	453,604.26	
271-000-003-023	CD - UNITED BANK	500,000.00	
271-000-003-042	CD MSUFCU	582,446.18	
271-000-017-023	LIBRARY M/M UNITED BANK	226,152.02	
271-000-380-001	FUND BALANCE - COMMITTED/MAJOR REPAIRS11		400,000.00
271-000-390-000	FUND BALANCE		1,841,068.93
271-000-401-402	TAX LEVY		241,486.74
271-000-401-410	PERSONAL PROPERTY TAX		13,454.97
271-000-401-412	DELINQUENT TAX LEVY		520.14
271-000-401-437	ABATEMENT TAXES-LEVY		2,321.13
271-000-401-445	PENALTIES & INTEREST ON TAX		678.23
271-000-573-000	LOCAL COMMUNITY STABILIZATION SHARE		4,927.74
271-000-587-587	KENT DISTRICT LIBRARY PAYMENT		10,956.50
271-000-665-000	INTEREST REVENUE		11,209.51
271-790-802-200	JANITORIAL & MAINTENANCE	14,401.08	
271-790-810-000	LIABILITY INSURANCE	14,635.50	
271-790-921-000	LIBRARY ELECTRICITY	16,562.94	
271-790-923-000	LIBRARY HEATING	4,891.82	
271-790-924-000	LIBRARY PHONES	1,307.83	
271-790-927-000	LIBRARY WATER-SEWER	1,228.25	
271-790-931-000	LIBRARY MAINTENANCE	32,447.84	
271-790-964-100	PROPERTY TAX REFUNDS		13.62
Total Fund 271 - LIBRARY FUND		2,601,329.34	2,601,329.34
NET OF REVENUES/EXPENDITURES - 2022			74,691.83

**REVENUE AND EXPENDITURE REPORT FOR CASCADE CHARTER TOWNSHIP
PERIOD ENDING 04/30/2023**

*NOTE: Available Balance / Pct Budget Used does not reflect amounts encumbered.

		PRE-AUDIT		YTD BALANCE	ACTIVITY FOR	AVAILABLE	% BDGT
GL NUMBER	DESCRIPTION	2022	2023	04/30/2023	MONTH 04/30/23	BALANCE	USED
		AMENDED BUDGET	AMENDED BUDGET	NORM (ABNORM)	INCR (DECR)	NORM (ABNORM)	
Fund 282 - CARES ACT							
REVENUE							
282-000-528-007	ARPA	2,039,351.68	0.00	0.00	0.00	0.00	0.00
282-000-665-000	INTEREST ON INVESTMENTS	8,925.00	7,800.00	5,086.42	1,753.37	2,713.58	65.21
Net - Dept 000		2,048,276.68	7,800.00	5,086.42	1,753.37	2,713.58	
Fund 282 - CARES ACT :							
TOTAL REVENUES		2,048,276.68	7,800.00	5,086.42	1,753.37	2,713.58	65.21
TOTAL EXPENDITURES		0.00	0.00	0.00	0.00	0.00	0.00
NET OF REVENUES & EXPENDITURES		2,048,276.68	7,800.00	5,086.42	1,753.37	2,713.58	65.21

BALANCE SHEET FOR CASCADE CHARTER TOWNSHIP
Period Ending 04/30/2023
PRE-AUDIT

GL Number	Description	Balance
Fund 282 - CARES ACT		
*** Assets ***		
282-000-001-100	CASH -CARES ACT	2,076,584.67
	Total Assets	----- 2,076,584.67
*** Liabilities ***		
282-000-339-345	DEFERRED REVENUE- CARES ACT	2,039,351.68
	Total Liabilities	----- 2,039,351.68
*** Fund Balance ***		
282-000-380-000	FUND BALANCE - COMMITTED	2,062,674.77
	Total Fund Balance	----- 2,062,674.77
	Beginning Fund Balance - 2022	----- 23,299.87
	Net of Revenues VS Expenditures - 2022	(2,030,528.20)
	*2022 End FB/2023 Beg FB	32,146.57
	Net of Revenues VS Expenditures - Current Year	5,086.42
	Ending Fund Balance	37,232.99
	Total Liabilities And Fund Balance	----- 2,076,584.67

* Year Not Closed

**TRIAL BALANCE REPORT FOR CASCADE CHARTER TOWNSHIP
PERIOD ENDING 04/30/2023
PRE-AUDIT**

GL NUMBER	DESCRIPTION	BALANCE DEBIT	BALANCE CREDIT
Fund 282 - CARES ACT			
282-000-001-100	CASH -CARES ACT	2,076,584.67	
282-000-339-345	DEFERRED REVENUE- CARES ACT		2,039,351.68
282-000-380-000	FUND BALANCE - COMMITTED		2,062,674.77
282-000-665-000	INTEREST ON INVESTMENTS		5,086.42
Total Fund 282 - CARES ACT		4,107,112.87	4,107,112.87
	DEFICIENCY OF REVENUES/EXPENDITURES - 2022	2,030,528.20	

**REVENUE AND EXPENDITURE REPORT FOR CASCADE CHARTER TOWNSHIP
PERIOD ENDING 04/30/2023**

*NOTE: Available Balance / Pct Budget Used does not reflect amounts encumbered.

GL NUMBER	DESCRIPTION	PRE-AUDIT		YTD BALANCE 04/30/2023 NORM (ABNORM)	ACTIVITY FOR MONTH 04/30/23 INCR (DECR)	AVAILABLE BALANCE NORM (ABNORM)	% BDGT USED
		2022 AMENDED BUDGET	2023 AMENDED BUDGET				
Fund 403 - FIRE STATION #1: CONSTRUCTION FUND- BOND REVENUE							
403-000-665-000	INTEREST ON INVESTMENTS	51,250.00	20,000.00	48,261.22	14,881.42	(28,261.22)	241.31
403-000-696-000	PROCEEDS FROM SLAE OF BOND	5,909,275.50	0.00	0.00	0.00	0.00	0.00
403-000-699-101	TRANSFER FROM GENERAL FUND	0.00	3,500,000.00	0.00	0.00	3,500,000.00	0.00
403-000-699-282	TRANSFER FROM GENERAL FUND	0.00	1,000,000.00	0.00	0.00	1,000,000.00	0.00
TOTAL REVENUE		5,960,525.50	4,520,000.00	48,261.22	14,881.42	4,471,738.78	
Dept 326 - FIRE ST. #1 CONSTRUCTION FUND- BOND							
403-326-801-000	CONTRACT SERVICES	50,140.00	0.00	0.00	0.00	0.00	0.00
403-326-810-000	LIABILITY INSURANCE	1,201.00	8,400.00	0.00	0.00	8,400.00	0.00
403-326-821-100	ENGINEERING DESIGN	700,000.00	1,000,000.00	47,212.67	0.00	952,787.33	4.72
403-326-826-000	LEGAL FEES	32,750.00	0.00	0.00	0.00	0.00	0.00
403-326-981-000	OFFICE EQUIPMENT	0.00	240,000.00	0.00	0.00	240,000.00	0.00
Net - Dept 326 - FIRE ST. #1 CONSTRUCTION FUND- BOND		784,091.00	1,248,400.00	47,212.67	0.00	1,201,187.33	
Dept 901 - CAPITAL OUTLAY							
403-901-975-000	BUILDING ADDITIONS & IMPROVEMENTS	1,000,000.00	7,500,000.00	1,830,647.92	677,123.65	5,669,352.08	24.41
Net - Dept 901 - CAPITAL OUTLAY		1,000,000.00	7,500,000.00	1,830,647.92	677,123.65	5,669,352.08	
Dept 906 - DEBT SERVICE							
403-906-993-001	PAYING AGENT FEES	500.00	0.00	0.00	0.00	0.00	0.00
Net - Dept 906 - DEBT SERVICE		500.00	0.00	0.00	0.00	0.00	
Fund 403 - FIRE STATION #1: CONSTRUCTION FUND- BOND:							
TOTAL REVENUES		5,960,525.50	4,520,000.00	48,261.22	14,881.42	4,471,738.78	1.07
TOTAL EXPENDITURES		1,784,591.00	8,748,400.00	1,877,860.59	677,123.65	6,870,539.41	21.47
NET OF REVENUES & EXPENDITURES		4,175,934.50	(4,228,400.00)	(1,829,599.37)	(662,242.23)	(2,398,800.63)	43.27
TOTAL REVENUES - ALL FUNDS							
		24,433,030.00	19,755,716.00	10,688,334.80	1,807,401.28	9,067,381.20	54.10
TOTAL EXPENDITURES - ALL FUNDS		16,060,115.64	26,494,795.00	7,274,332.66	3,199,629.05	19,220,462.34	27.46
NET OF REVENUES & EXPENDITURES		8,372,914.36	(6,739,079.00)	3,414,002.14	(1,392,227.77)	(10,153,081.14)	50.66

61

BALANCE SHEET FOR CASCADE CHARTER TOWNSHIP
Period Ending 04/30/2023
PRE-AUDIT

GL Number	Description	Balance
Fund 403 - FIRE STATION #1: CONSTRUCTION FUND- BOND		
*** Assets ***		
403-000-001-510	CASH - POOL ACCOUNTS	2,917,217.72
	Total Assets	----- 2,917,217.72
*** Liabilities ***		
403-000-202-000	ACCOUNTS PAYABLE	2,895.15
	Total Liabilities	----- 2,895.15
*** Fund Balance ***		
	Total Fund Balance	----- 0.00
	Beginning Fund Balance - 2022	----- 0.00
	Net of Revenues VS Expenditures - 2022	4,743,921.94
	*2022 End FB/2023 Beg FB	4,743,921.94
	Net of Revenues VS Expenditures - Current Year	(1,829,599.37)
	Ending Fund Balance	2,914,322.57
	Total Liabilities And Fund Balance	----- 2,917,217.72
* Year Not Closed		

**TRIAL BALANCE REPORT FOR CASCADE CHARTER TOWNSHIP
PERIOD ENDING 04/30/2023
PRE-AUDIT**

GL NUMBER	DESCRIPTION	BALANCE DEBIT	BALANCE CREDIT
Fund 403 - FIRE STATION #1: CONSTRUCTION FUND- BOND			
403-000-001-510	CASH - POOL ACCOUNTS	2,917,217.72	
403-000-202-000	ACCOUNTS PAYABLE		2,895.15
403-000-665-000	INTEREST ON INVESTMENTS		48,261.22
403-326-821-100	ENGINEERING DESIGN	47,212.67	
403-901-975-000	BUILDING ADDITIONS & IMPROVEMENTS	1,830,647.92	
Total Fund 403 - FIRE STATION #1: CONSTRUCTION FUND- BOND		4,795,078.31	4,795,078.31
NET OF REVENUES/EXPENDITURES - 2022			4,743,921.94

63

**TRIAL BALANCE REPORT FOR CASCADE CHARTER TOWNSHIP
PERIOD ENDING 04/30/2023
PRE-AUDIT**

GL NUMBER	DESCRIPTION	BALANCE DEBIT	BALANCE CREDIT
Fund 701 - TRUST AND AGENCY			
701-000-003-002	HENRY KRAMER ESCROW	15,398.90	
701-000-003-004	JACK SMITH ESCROW	23,162.06	
701-000-003-014	CD - LAKE MICH CR - JAMES TIMMONS	12,400.00	
701-000-017-004	MONEY MARKET - CHEMICAL BANK	176,925.70	
701-000-230-004	T&A INTERST DUE GF		1,872.46
701-000-250-080	CASCADE POINTE-PATHWAY BOND		9,554.62
701-000-250-173	PATHWAYS-WOLVERINE BLDG GROUP- 6010 28TH		1,800.00
701-000-250-175	PATHWAYS - CASCADE TRAILS SENIOR LIVING		3,000.00
701-000-252-050	WALMART S/W INSP GR 3/2013		826.83
701-000-252-166	REDWOOD LIVING/WHITE WATER S/W 4/2014		3,413.30
701-000-252-167	RIDGES OF CASCADE S/W 4/2014		948.12
701-000-252-168	STONESHIRE PHASE II S/W 4/2014		1,559.25
701-000-252-205	GROOTERS DEV./ 5400 INTERNATIONAL PKWAY		500.00
701-000-252-227	CASCADE MARKETPLACE 5/08		8,858.33
701-000-252-230	FORD AIRPORT PK LOT S/W		8,468.75
701-000-252-231	DRURY DEVELOPMENT S/W 9/2015		4,201.08
701-000-252-232	FORD AIRPORT VIEWING PARK		32.00
701-000-252-236	LACKS TRIM DIV S/W 1/2016		4,518.05
701-000-252-238	LANTERNS OF CASCADE JUNE 2019		9,296.95
701-000-252-239	NATIONAL TIRE SEPTEMBER 2019	438.50	
701-000-252-240	EDWARD ROSE/ GARDEN APARTMENTS	863.50	
701-000-252-751	GLENWOOD HILLS S/W BOND		23,211.72
701-000-253-221	UNIVERSAL SIGN SYSEMS 17-3397 7/2017		48.34
701-000-253-328	MIEDEMA METAL BUILDING SYSTEM 11/14		26.00
701-000-253-360	WOLVERING BLDG GROUP 16-3318 6/2016		500.00
701-000-253-373	ROBERT GROOTER 17-3386 5/2017		500.00
701-000-253-375	WATERFALL SHOPPES LLC 17-3389 6/2017		500.00
701-000-253-376	TOWN CENTER INN & SUITES 17-3391 6/2017		500.00
701-000-253-377	JAMNBEAN/FREEDOM REINS FARM 17-3392 7/17		500.00
701-000-253-378	PARADIGM DESIGN INC 17-3395 7/17		500.00
701-000-253-379	2771 ORANGE AVE LLC 17-3401 8/2017		500.00
701-000-253-382	RJP CONSULTING INC 17-3407 9/2017		500.00
701-000-253-385	INNOVATIVE DESIGN PC 17-3419 10/2017		500.00
701-000-253-386	LACK ENTERPRISES INC 17-3421 10/2017		500.00
701-000-253-387	NEDERVELD 17-3423 10/2017		500.00
701-000-253-388	BENITEAU RESIDENTIAL LLC 17-3424 11/2017		500.00
701-000-253-389	ALPHA LIMA VENTURES LLC 17-3425 11/2017		500.00
701-000-253-390	QUAIL RIDGE GOLF COURSE 17-3428 12/2017		500.00
701-000-253-391	THORNAPPLE EVANGELICAL 17- 3429 12/17		500.00
701-000-253-392	THORNAPPLE RIVER NURSERY 18-3433 1/18		500.00
701-000-253-394	THE EAGLE PROPERTIES 18-3438 2/2018		500.00
701-000-253-395	KAMMINGA & ROODVOETS 18-3444 2/2018		500.00
701-000-253-397	DYKEMA EXCAVATORS INC 18:3450		500.00

**TRIAL BALANCE REPORT FOR CASCADE CHARTER TOWNSHIP
PERIOD ENDING 04/30/2023
PRE-AUDIT**

GL NUMBER	DESCRIPTION	BALANCE DEBIT	BALANCE CREDIT
701-000-253-398	SIBSCO LLC 18-3456 5/2018		500.00
701-000-253-399	GREEN CASTLE PROPERTIES 18-3458 5/2018		1,000.00
701-000-253-401	THORNAPPLE ENTERPRISES 18-3464 5/2018		500.00
701-000-253-404	NEDERVELD 18-3471 6/2018		500.00
701-000-253-405	NEWCO DESIGN BUILD LLC 18:3477		500.00
701-000-253-407	LANTERS 18:3488		500.00
701-000-253-408	PARADIGM DESIGN INC 18-3492 9/2018		500.00
701-000-253-409	LACKS TRIM SYSTEMS 18:3501 11/2018		500.00
701-000-253-411	BUFFUM HOMES LLC 18:3507		500.00
701-000-253-412	ROGUE LLC 18:3508		408.00
701-000-253-413	ROGUE LLC 18:3509		406.75
701-000-253-414	BDR EXECUTIVE HOMES PATHWAY BOND		1,000.00
701-000-253-415	GLENWOOD DEVELOPMENT PARTNERS 19:3516		500.00
701-000-253-416	GOLDEN VALLEY DEVELOPMENT 19:3519		500.00
701-000-253-417	ROBERT GROOTERS DEVELOPMENT CO 19:3526		380.50
701-000-253-418	TOM GIUSTI/ ROUND HILL 19:3527		15,862.25
701-000-253-419	CASCADE TLC DAYCARE 19:3534		500.00
701-000-253-420	NATIONAL TIRE WHOLESAL 19:3538		500.00
701-000-253-421	WATERMARK PROPERTIES LLC 19:3542		500.00
701-000-253-422	WALMART 19:3541		494.10
701-000-253-423	BRAD HARMON/ BKBE HOLDINGS LLC 19:3550		500.00
701-000-253-424	SARAH HOTCHKISS 19-3558		363.50
701-000-253-425	AUGUSTA TOWER 19-3570		1,087.30
701-000-253-426	EDWARD ROSE DEV CO., LLC		238.50
701-000-253-427	TARGET 20-3576 ZONING VARIANCE		171.00
701-000-253-431	GOLDEN VALLEY SITE CONDO #20-3593-ESCROW		80.00
701-000-253-432	GOLDEN VALLEY SITE CONDO #20-3594- PLAN		500.00
701-000-253-433	LIVE SPACE 4995 STARR ST SE		500.00
701-000-253-434	VENTURE ENGINEERING, PLLC		500.00
701-000-253-435	MOORE & BRUGGINK, INC		500.00
701-000-253-436	BOB MORSE 21-3629		500.00
701-000-253-437	GOLE DENTAL GROUP, PC 21-3632		500.00
701-000-253-438	MEDBIO #21-3620 4/2021		5,000.00
701-000-253-439	TOM GIUSTI/ ROUND HILL 21-3636 PUD AMEND		500.00
701-000-253-440	GOLF CLUB @ THORNAPPLE POINTE		500.00
701-000-253-445	DYKEMA EXCAVATORS, INC		500.00
701-000-253-447	QUAIL RIDGE GOLF COURSE #21-3680		500.00
701-000-253-448	PATTERSON ICE CENER, INC. #21-3681		500.00
701-000-253-449	JMR PROPERTY 2 LLC, #21-3629		20,000.00
701-000-255-000	CASCADE THORN RIVER ASSOC 16:3303		500.00
701-000-255-500	ENGELSMA HOMES		500.00
701-000-255-741	JAMES TIMMONS TRUST		12,400.00
701-000-255-742	JACKS SMITH (IRF) M 10/16/2015		23,162.06
701-000-255-743	CUSTOMER DEPOSITS- SOLICITATION BONDS		1,100.00

65

**TRIAL BALANCE REPORT FOR CASCADE CHARTER TOWNSHIP
PERIOD ENDING 04/30/2023
PRE-AUDIT**

GL NUMBER	DESCRIPTION	BALANCE DEBIT	BALANCE CREDIT
701-000-283-004	REDWOOD LIVING PERFORMANCE BOND 13-3139		10,000.00
701-000-283-168	RON DYKSTRA 2769 TRD		500.00
701-000-283-169	CHICK-FIL-A PUD AMEND 19:3533		9,500.00
701-000-283-171	PATHWAY BOND - 1990 SPAULDING		500.00
701-000-283-740	HENRY KRAMER PERFORMANCE BOND		15,398.90
701-000-283-741	PERFORMANCE BOND 5801 KRAFT		5,000.00
Total Fund 701 - TRUST AND AGENCY		229,188.66	229,188.66

666

**TRIAL BALANCE REPORT FOR CASCADE CHARTER TOWNSHIP
PERIOD ENDING 04/30/2023
PRE-AUDIT**

GL NUMBER	DESCRIPTION	BALANCE DEBIT	BALANCE CREDIT
Fund 703 - CURRENT TAX COLLECTION FUND			
703-000-001-103	CASH- CHEM /TAX WIRE	472.02	
703-000-001-110	FLAGSTAR BANK - CASH	26,112.66	
703-000-001-111	CASH RECEIVING & WIRE - FLAGSTAR	7,393.07	
703-000-001-112	CASH DELINQUENT - FLAGSTAR	10,158.96	
703-000-004-001	CASH (CASH DRAWER)	150.00	
703-000-222-175	KENT COUNTY - DOG LICENSE		1,614.60
703-000-230-001	TAX INT- DUE TO OTHER UNIT GOVT		24,802.82
703-000-230-002	DELQ TAX - DUE TO OTHER UNIT OF GOVT		9,559.58
703-000-230-003	WIRE ACCT-DUE TO OTHER UNIT GOVT		1.00
703-000-230-012	DELQ TAX INT- DUE OTHER UNIT GOVT		557.59
703-000-230-013	WIRE ACCT INT - DUE TO OTHER GOVT		7,392.07
703-000-230-032	DELQ TAX OVER AND SHORT	1.41	
703-000-230-043	WIRE- ONLINE SERVICE FEES	676.17	
703-000-230-044	TAX NSF FEES		664.76
703-000-274-000	UNDISTRIBUTED TAX COLLECTION		371.87
Total Fund 703 - CURRENT TAX COLLECTION FUND		44,964.29	44,964.29
Total - All Funds:		47,601,577.84	47,601,577.84

67

CHECK DISBURSEMENT REPORT FOR CASCADE CHARTER TOWNSHIP
CHECK DATE FROM 04/01/2023 - 04/30/2023

Check Date	Bank	Check #	Payee	Description	Account	Dept	Amount
FUND 101 - GENERAL FUND							
04/06/2023	GENF	76062*#	B&V MECHANICAL INC.	COMPLEX MAINTENANCE	931-000	265	446.72
04/06/2023	GENF	76062	B&V MECHANICAL INC.	COMPLEX MAINTENANCE	931-000	265	738.67
				CHECK GENF 76062 TOTAL FOR FUND 101:			<u>1,185.39</u>
04/06/2023	GENF	76065	COMMUNITY MEDIA CENTER	CABLE EQUIPMENT GRANTS- FY 22	951-000	295	35,000.00
04/06/2023	GENF	76065	COMMUNITY MEDIA CENTER	COMMUNITY MEDIA CENTER- FY 23	955-000	295	5,000.00
				CHECK GENF 76065 TOTAL FOR FUND 101:			<u>40,000.00</u>
04/06/2023	GENF	76066*#	DTE ENERGY	COMPLEX HEATING- 5920 TAHOE DR SE	923-000	265	720.97
04/06/2023	GENF	76066	DTE ENERGY	MUSEUM HEATING DTE ENERGY	923-000	803	117.36
				CHECK GENF 76066 TOTAL FOR FUND 101:			<u>838.33</u>
04/06/2023	GENF	76068*#	SUPERIOR PEST CONTROL INC	COMPLEX MAINTENANCE	931-000	265	60.00
04/06/2023	GENF	76068	SUPERIOR PEST CONTROL INC	COMPLEX MAINTENANCE	931-000	265	50.00
04/06/2023	GENF	76068	SUPERIOR PEST CONTROL INC	MUSEUM MAINTENANCE	961-000	803	55.00
				CHECK GENF 76068 TOTAL FOR FUND 101:			<u>165.00</u>
04/06/2023	GENF	76076	SPARTAN DISTRIBUTORS INC	VEHICLE MAINT	863-000	265	198.69
04/07/2023	GENF	8280(A)	EASTERN FLORAL & GIFTS	BLOOMING PLANT	787-000	295	30.00
04/07/2023	GENF	8280(A)	EASTERN FLORAL & GIFTS	PLANT MAINTENANCE - APRIL 2023	787-000	295	95.00
				CHECK GENF 8280(A) TOTAL FOR FUND 101:			<u>125.00</u>
04/07/2023	GENF	8285(A)	KERKSTRA PORTABLE RESTROOM SERVIC	PARK MAINTENANCE	935-000	756	225.00
04/07/2023	GENF	8286(A)*#	KINGSLAND'S ACE HARDWARE	VEHICLE MAINT	863-000	265	12.58
04/07/2023	GENF	8286(A)	KINGSLAND'S ACE HARDWARE	VEHICLE MAINT	863-000	265	9.69
04/07/2023	GENF	8286(A)	KINGSLAND'S ACE HARDWARE	VEHICLE MAINT	863-000	265	26.05
04/07/2023	GENF	8286(A)	KINGSLAND'S ACE HARDWARE	VEHICLE MAINT	863-000	265	35.99
04/07/2023	GENF	8286(A)	KINGSLAND'S ACE HARDWARE	VEHICLE MAINT	863-000	265	82.76
04/07/2023	GENF	8286(A)	KINGSLAND'S ACE HARDWARE	VEHICLE MAINT	863-000	265	66.75
04/07/2023	GENF	8286(A)	KINGSLAND'S ACE HARDWARE	VEHICLE MAINT	863-000	265	40.99
04/07/2023	GENF	8286(A)	KINGSLAND'S ACE HARDWARE	VEHICLE MAINT	863-000	265	31.60
04/07/2023	GENF	8286(A)	KINGSLAND'S ACE HARDWARE	VEHICLE MAINT	863-000	265	32.77
04/07/2023	GENF	8286(A)	KINGSLAND'S ACE HARDWARE	VEHICLE MAINT	863-000	265	4.70
04/07/2023	GENF	8286(A)	KINGSLAND'S ACE HARDWARE	VEHICLE MAINT	863-000	265	29.78
04/07/2023	GENF	8286(A)	KINGSLAND'S ACE HARDWARE	VEHICLE MAINT	863-000	265	53.99
04/07/2023	GENF	8286(A)	KINGSLAND'S ACE HARDWARE	VEHICLE MAINT	863-000	265	7.19
04/07/2023	GENF	8286(A)	KINGSLAND'S ACE HARDWARE	VEHICLE MAINT	863-000	265	0.90
04/07/2023	GENF	8286(A)	KINGSLAND'S ACE HARDWARE	VEHICLE MAINT	863-000	265	4.13
04/07/2023	GENF	8286(A)	KINGSLAND'S ACE HARDWARE	VEHICLE MAINT	863-000	265	7.73
04/07/2023	GENF	8286(A)	KINGSLAND'S ACE HARDWARE	VEHICLE MAINT	863-000	265	88.15
04/07/2023	GENF	8286(A)	KINGSLAND'S ACE HARDWARE	FUEL	864-000	265	6.83
04/07/2023	GENF	8286(A)	KINGSLAND'S ACE HARDWARE	COMPLEX MAINTENANCE	931-000	265	14.39
04/07/2023	GENF	8286(A)	KINGSLAND'S ACE HARDWARE	COMPLEX MAINTENANCE	931-000	265	7.19
04/07/2023	GENF	8286(A)	KINGSLAND'S ACE HARDWARE	PARK MAINTENANCE	935-000	756	75.06
04/07/2023	GENF	8286(A)	KINGSLAND'S ACE HARDWARE	PARK MAINTENANCE	935-000	756	37.79
04/07/2023	GENF	8286(A)	KINGSLAND'S ACE HARDWARE	PARK MAINTENANCE	935-000	756	371.75
04/07/2023	GENF	8286(A)	KINGSLAND'S ACE HARDWARE	PARK MAINTENANCE	935-000	756	(160.00)
				CHECK GENF 8286(A) TOTAL FOR FUND 101:			<u>888.76</u>
04/07/2023	GENF	8295(A)*#	WEX BANK	FUEL	864-000	265	1,257.55

CHECK DISBURSEMENT REPORT FOR CASCADE CHARTER TOWNSHIP
CHECK DATE FROM 04/01/2023 - 04/30/2023

Check Date	Bank	Check #	Payee	Description	Account	Dept	Amount
04/13/2023	GENF	76077*#	ARROWASTE	COMPLEX MAINTENANCE- TRASH/ RECYCLE	931-000	265	166.15
04/13/2023	GENF	76077	ARROWASTE	PARK MAINTENANCE-TRASH/ RECYCLE	935-000	756	264.68
				CHECK GENF 76077 TOTAL FOR FUND 101:			430.83
04/13/2023	GENF	76078	AT&T	COMPLEX PHONES	924-000	265	184.92
04/13/2023	GENF	76085	CASCADE CHARTER TOWNSHIP	TRANSFER TO DAM MAJOR REPAIR	999-005	965	10,000.00
04/13/2023	GENF	76087	CASCADE CHARTER TOWNSHIP	TRANSFER TO FIRE FUND	999-006	965	33,333.33
04/13/2023	GENF	76088	CONSUMERS ENERGY	STREETLIGHTING	926-000	448	10,606.03
04/13/2023	GENF	76088	CONSUMERS ENERGY	STREETLIGHTING	926-000	448	1,206.54
				CHECK GENF 76088 TOTAL FOR FUND 101:			11,812.57
04/13/2023	GENF	76091*#	DECKER AGENCY	LIABILITY INSURANCE	810-000	295	29,271.00
04/13/2023	GENF	76094*	FIDELITY SECURITY LIFE INS	VISION INSURANCE BENEFITS	718-000	850	170.00
04/13/2023	GENF	76094	FIDELITY SECURITY LIFE INS	VISION INSURANCE BENEFITS	718-000	850	173.50
				CHECK GENF 76094 TOTAL FOR FUND 101:			343.50
04/13/2023	GENF	76095	FOSTER, SWIFT, COLLINS & SMITH PC	LEGAL FEES	826-000	295	5,670.00
04/13/2023	GENF	76095	FOSTER, SWIFT, COLLINS & SMITH PC	LEGAL FEES	826-000	295	135.00
04/13/2023	GENF	76095	FOSTER, SWIFT, COLLINS & SMITH PC	LEGAL FEES	826-000	295	135.00
04/13/2023	GENF	76095	FOSTER, SWIFT, COLLINS & SMITH PC	LEGAL FEES	826-000	295	927.50
				CHECK GENF 76095 TOTAL FOR FUND 101:			6,867.50
04/13/2023	GENF	76099	HOLZHEI, SHAWN	ASSESSING MILEAGE HOLZHEI	860-000	257	37.34
04/13/2023	GENF	76100	HUNTINGTON NATIONAL BANK	FIRE ST. #1 BOND PRINCIPAL PAYMENT	991-008	990	160,000.00
04/13/2023	GENF	76100	HUNTINGTON NATIONAL BANK	BOND INTEREST	996-001	990	143,514.45
				CHECK GENF 76100 TOTAL FOR FUND 101:			303,514.45
04/13/2023	GENF	76105	KENT COUNTY ROAD COMMISSION	DUST CONTROL LAYER	818-000	446	9.16
04/13/2023	GENF	76110*#	MUNIWEB	WEBSITE HOSTING/UPDATES/ MAINT/ SSL CERT	815-000	295	311.00
04/13/2023	GENF	76111	PHOENIX RESOURCES LLC	SPRING/FALL CLEAN-UP	820-000	447	24,908.00
04/13/2023	GENF	76119*#	VERIZON WIRELESS	TRUSTEE CELL PHONES/IPADS/DATA	924-100	101	30.06
04/13/2023	GENF	76119	VERIZON WIRELESS	MANAGERS CELL PHONE/IPADS/DATA	925-000	171	67.79
04/13/2023	GENF	76119	VERIZON WIRELESS	MANAGERS CELL PHONE/IPADS/DATA	925-000	171	63.17
04/13/2023	GENF	76119	VERIZON WIRELESS	CLERK CELL PHONE/IPADS/DATA	925-000	215	10.02
04/13/2023	GENF	76119	VERIZON WIRELESS	CLERK CELL PHONE/IPADS/DATA	925-000	215	98.31
04/13/2023	GENF	76119	VERIZON WIRELESS	TREASURER'S CELL PHONES/IPADS/DATA	924-100	253	10.02
04/13/2023	GENF	76119	VERIZON WIRELESS	ASSESSING CELL PHONES/ IPDADS /DATA	924-100	257	20.04
04/13/2023	GENF	76119	VERIZON WIRELESS	ASSESSING CELL PHONES/ IPDADS /DATA	924-100	257	149.37
04/13/2023	GENF	76119	VERIZON WIRELESS	BLDG AND GROUNDS CELL PHONES/ IPADS/DATA	924-100	265	60.05
04/13/2023	GENF	76119	VERIZON WIRELESS	BLDG AND GROUNDS CELL PHONES/ IPADS/DATA	924-100	265	145.66
04/13/2023	GENF	76119	VERIZON WIRELESS	ARLO CAMERAS 1-4 SERVICE	924-100	295	160.04
04/13/2023	GENF	76119	VERIZON WIRELESS	ADMIN CELL PHONES/ IPADS/DATA	924-100	295	20.04
04/13/2023	GENF	76119	VERIZON WIRELESS	ADMIN CELL PHONES/ IPADS/DATA	924-100	295	49.79
04/13/2023	GENF	76119	VERIZON WIRELESS	COMM DEV CELL/IPADS/DATA	925-000	721	10.02

CHECK DISBURSEMENT REPORT FOR CASCADE CHARTER TOWNSHIP
CHECK DATE FROM 04/01/2023 - 04/30/2023

Check Date	Bank	Check #	Payee	Description	Account	Dept	Amount
04/13/2023	GENF	76119	VERIZON WIRELESS	COMM DEV CELL/IPADS/DATA	925-000	721	49.79
				CHECK GENF 76119 TOTAL FOR FUND 101:			944.17
04/14/2023	GENF	8298(A)*#	CONSUMERS ENERGY	103036932491 5920 TAHOE DR SE	921-000	265	951.36
04/14/2023	GENF	8300(A)	EASTERN FLORAL & GIFTS	BLOOMING PLANT	787-000	295	14.00
04/14/2023	GENF	8303(A)*#	HOPE NETWORK	TRANSPORTATION SERVICES	859-000	652	1,918.89
04/14/2023	GENF	8303(A)	HOPE NETWORK	TRANSPORTATION SERVICES	859-000	652	69.00
				CHECK GENF 8303(A) TOTAL FOR FUND 101:			1,987.89
04/14/2023	GENF	8306(A)	KONICA MINOLTA BUSINESS SOLUTIONS	SERVICE CONTRACTS	939-000	295	257.37
04/14/2023	GENF	8306(A)	KONICA MINOLTA BUSINESS SOLUTIONS	SERVICE CONTRACTS	939-000	295	30.46
04/14/2023	GENF	8306(A)	KONICA MINOLTA BUSINESS SOLUTIONS	SERVICE CONTRACTS	939-000	295	161.37
				CHECK GENF 8306(A) TOTAL FOR FUND 101:			449.20
04/14/2023	GENF	8311(A)	PREIN & NEWHOF	PARK MAINTENANCE	935-000	756	70.00
04/14/2023	GENF	8312(A)*#	PITNEY BOWES RESERVE ACCOUNT	POSTAGE - GENERAL	730-000	295	2,700.00
04/14/2023	GENF	8313(A)	KENT COUNTY TREASURER	TAX/ASSESSING ADMIN COSTS	814-000	295	572.78
04/20/2023	GENF	76123	AT&T	COMPLEX PHONES	924-000	265	184.92
04/20/2023	GENF	76124	RYAN BRUNEAU	EDUCATION- RYAN BRUNEAU PC	724-000	721	189.39
04/20/2023	GENF	76125*#	BS&A SOFTWARE	TREASURER SERVICE CONTRACTS	939-000	253	2,681.00
04/20/2023	GENF	76125	BS&A SOFTWARE	SERVICE CONTRACTS	939-000	295	571.00
				CHECK GENF 76125 TOTAL FOR FUND 101:			3,252.00
04/20/2023	GENF	76126	B&V MECHANICAL INC.	COMPLEX HEATING	923-000	265	329.34
04/20/2023	GENF	76127*#	CASCADE PRINTING & GRAPHICS	OFFICE SUPPLIES	727-000	295	925.00
04/20/2023	GENF	76127	CASCADE PRINTING & GRAPHICS	PRINTING/PUBLISHING	900-000	295	110.90
04/20/2023	GENF	76127	CASCADE PRINTING & GRAPHICS	PRINTING/PUBLISHING	900-000	295	44.76
04/20/2023	GENF	76127	CASCADE PRINTING & GRAPHICS	SUPPLIES	752-000	721	357.00
				CHECK GENF 76127 TOTAL FOR FUND 101:			1,437.66
04/20/2023	GENF	76130*#	COMCAST	COMPLEX PHONES- B&G	924-000	265	687.72
04/20/2023	GENF	76132*#	FIRST BANKCARD	CC BROTT - HOTEL (5 NGTS) /MAMC BASIC 2-	724-000	215	504.00
04/20/2023	GENF	76132	FIRST BANKCARD	CC BROTT - 2023 ANNUAL MAMC CONFERENCE	724-000	215	600.00
04/20/2023	GENF	76132	FIRST BANKCARD	CC BROTT - DINNER 3/22/23 - MAMC CONF	724-000	215	21.61
04/20/2023	GENF	76132	FIRST BANKCARD	CC BROTT - DINNER 3/20/23/ MAMC CONF	724-000	215	17.83
04/20/2023	GENF	76132	FIRST BANKCARD	CC BROTT - LUNCH 3/22/23/ MAMC CONF	724-000	215	13.98
04/20/2023	GENF	76132	FIRST BANKCARD	CC BROTT - DINNER 3/23/23 MAMC CONF	724-000	215	33.04
04/20/2023	GENF	76132	FIRST BANKCARD	CC BROTT - DINNER 3/21/23/ MAMC CONF	724-000	215	17.30
04/20/2023	GENF	76132	FIRST BANKCARD	CC BROTT - MEAL AT HARDEE'S	862-500	215	9.00
04/20/2023	GENF	76132	FIRST BANKCARD	CC GENTER - VRBO RESERVATION- SALT LAKE	724-000	257	1,218.99
04/20/2023	GENF	76132	FIRST BANKCARD	CC GENTER - REFRESHMENTS FOR BOR	808-000	257	35.05
04/20/2023	GENF	76132	FIRST BANKCARD	CC GENTER - DINNER FOR BOR	808-000	257	276.90

CHECK DISBURSEMENT REPORT FOR CASCADE CHARTER TOWNSHIP
CHECK DATE FROM 04/01/2023 - 04/30/2023

Check Date	Bank	Check #	Payee	Description	Account	Dept	Amount
04/20/2023	GENF	76132	FIRST BANKCARD	CC GENTER - REFRESHMENT FOR BOR	808-000	257	47.49
04/20/2023	GENF	76132	FIRST BANKCARD	CC BROTT - MINUTE FILLER TWO POST	756-000	262	177.19
04/20/2023	GENF	76132	FIRST BANKCARD	CC MACDONALD - TRAILER SUPPLIES FOR MAIN	863-000	265	442.10
04/20/2023	GENF	76132	FIRST BANKCARD	CC MACDONALD - TRACTOR SUPPLIES/ MAINT	863-000	265	23.38
04/20/2023	GENF	76132	FIRST BANKCARD	CC MACDONALD - LUMBER FOR TRAILER	863-000	265	403.83
04/20/2023	GENF	76132	FIRST BANKCARD	CC MACDONALD - ICLLOUD 50 GB STORAGE	924-000	265	0.99
04/20/2023	GENF	76132	FIRST BANKCARD	CC MACDONALD - RENTAL OF STUMP GRINDER	932-000	276	437.00
04/20/2023	GENF	76132	FIRST BANKCARD	CC SWAYZEE - PARKING FOR EDUCATION	724-000	295	40.00
04/20/2023	GENF	76132	FIRST BANKCARD	CC BROTT - ACROBAT PRO DC 3/10 - 4/9/23	727-000	295	29.99
04/20/2023	GENF	76132	FIRST BANKCARD	CC SWAYZE - ZOOM STANDARD PLAN	787-000	295	296.69
04/20/2023	GENF	76132	FIRST BANKCARD	CC SWAYZEE - ZOOM MONTHLY PLAN	787-000	295	39.93
04/20/2023	GENF	76132	FIRST BANKCARD	CC SWAYZE - ARLO CAMERA SERVICE	787-000	295	12.99
04/20/2023	GENF	76132	FIRST BANKCARD	CC SWAYZE - BUSINESS LUNCH	862-500	295	21.49
04/20/2023	GENF	76132	FIRST BANKCARD	CC SWAYZEE - BUSINESS LUNCH	862-500	295	41.05
04/20/2023	GENF	76132	FIRST BANKCARD	CC HILBRANDS - PLANNING & ZONING WRKSHOP	724-000	721	85.00
04/20/2023	GENF	76132	FIRST BANKCARD	CC HILBRANDS - TWO REGIONAL WORKSHOPS	724-000	721	305.00
				CHECK GENF 76132 TOTAL FOR FUND 101:			5,151.82
04/20/2023	GENF	76133*#	FIRST BANKCARD	CC ADMIN - MTA 2023 ANNUAL CONFERENCE	724-000	101	390.00
04/20/2023	GENF	76133	FIRST BANKCARD	CC ADMIN - LUNCH FOR PARKS DIRECTOR INTE	862-500	171	79.86
04/20/2023	GENF	76133	FIRST BANKCARD	CC ADMIN - MAGNETIC PENCIL HOLDER	862-500	215	6.99
04/20/2023	GENF	76133	FIRST BANKCARD	CC ADMIN - DESK ORGANIZER	862-500	215	17.69
04/20/2023	GENF	76133	FIRST BANKCARD	CC ADMIN - DATE ONLY STAMP	981-000	215	15.50
04/20/2023	GENF	76133	FIRST BANKCARD	CC ADMIN - ZIP CABLE TIES/SELF LOCKING	788-000	262	5.99
04/20/2023	GENF	76133	FIRST BANKCARD	CC ADMIN - HP INK CARTRIDGE	727-000	295	46.89
04/20/2023	GENF	76133	FIRST BANKCARD	CC ADMIN - POST-IT NOTES/ SUPER GLUE	727-000	295	20.27
04/20/2023	GENF	76133	FIRST BANKCARD	CC ADMIN - PILOT G2 PENS	727-000	295	14.99
04/20/2023	GENF	76133	FIRST BANKCARD	CC ADMIN - OFFICE / KITCHEN SUPPLIES	727-000	295	26.50
04/20/2023	GENF	76133	FIRST BANKCARD	CC ADMIN - MONITOR RISER LAPTOP STAND	727-000	295	21.00
04/20/2023	GENF	76133	FIRST BANKCARD	CC ADMIN - 3-RING BINDERS/ RUBBER BANDS	727-000	295	57.02
04/20/2023	GENF	76133	FIRST BANKCARD	OFFICE SUPPLIES	727-000	295	127.99
04/20/2023	GENF	76133	FIRST BANKCARD	CC ADMIN - BPK, LINED STICKY NOTES 4	727-000	295	8.99
04/20/2023	GENF	76133	FIRST BANKCARD	CC ADMIN TWO MULTIP PK-4/ 3-RING BINDERS	727-000	295	72.76
04/20/2023	GENF	76133	FIRST BANKCARD	CC ADMIN - FACIAL TISSUE	787-000	295	37.36
04/20/2023	GENF	76133	FIRST BANKCARD	CC ADMIN - SOAP DISPENSER/KITCHEN	787-000	295	9.99
04/20/2023	GENF	76133	FIRST BANKCARD	CC ADMIN - RENUZIT AIR FRESHNER CONES	787-000	295	29.50
04/20/2023	GENF	76133	FIRST BANKCARD	CC ADMIN - PILOT G2 PENS/ 450 PK LENS CL	787-000	295	18.99
04/20/2023	GENF	76133	FIRST BANKCARD	CC ADMIN - OFFICE / KITCHEN SUPPLIES	787-000	295	151.09
04/20/2023	GENF	76133	FIRST BANKCARD	CC ADMIN - RENUZIT AIR FRESHNER	787-000	295	21.99
04/20/2023	GENF	76133	FIRST BANKCARD	CC ADMIN - DISHWASHER SOAP	787-000	295	18.57
04/20/2023	GENF	76133	FIRST BANKCARD	CC ADMIN - KITCHEN SUPPLIES	787-000	295	127.95
04/20/2023	GENF	76133	FIRST BANKCARD	CC ADMIN - PRIME MEMBERSHIP 2023	787-000	295	179.00
04/20/2023	GENF	76133	FIRST BANKCARD	CC ADMIN - STANDARD PLAN- MAILCHIMP	967-000	295	60.00
04/20/2023	GENF	76133	FIRST BANKCARD	CC ADMIN - 3-DOOR WALL MOUNTED STORAGE C	981-000	295	123.88
04/20/2023	GENF	76133	FIRST BANKCARD	CC ADMIN - RETURN 3 DOOR CABINET	981-000	295	(123.88)
04/20/2023	GENF	76133	FIRST BANKCARD	CC ADMIN - PLANNING COMMISIONER - HOTEL	724-000	721	196.02
				CHECK GENF 76133 TOTAL FOR FUND 101:			1,762.90
04/20/2023	GENF	76136	MINER SUPPLY COMPANY	COMPLEX MAINTENANCE	931-000	265	505.42
04/20/2023	GENF	76137	WEST MICHIGAN REGIONAL CLERKS ASSI	EDUCATION WMRCA (3) REGISTRATION	724-000	215	45.00
04/20/2023	GENF	76138	YOURMEMBERSHIP.COM	MML - CLASSIFIED ADS / ECONOMIC DIRECTOR	787-000	295	150.00
04/20/2023	GENF	76138	YOURMEMBERSHIP.COM	MML CLASSIFIED ADS: COMMUNICATIONS SPECI	787-000	295	150.00
				CHECK GENF 76138 TOTAL FOR FUND 101:			300.00
04/21/2023	GENF	77(E)*#	WEST MICHIGAN HEALTH INSURANCE PC	COBRA - SK	231-205	000	1,706.76
04/21/2023	GENF	77(E)	WEST MICHIGAN HEALTH INSURANCE PC	HEALTH INSURANCE BENEFITS	719-000	850	19,621.52
				CHECK GENF 77(E) TOTAL FOR FUND 101:			21,328.28

CHECK DISBURSEMENT REPORT FOR CASCADE CHARTER TOWNSHIP
CHECK DATE FROM 04/01/2023 - 04/30/2023

Check Date	Bank	Check #	Payee	Description	Account	Dept	Amount	
04/21/2023	GENF	8315(A)	BEHRENS LIMITED LLC	COMPLEX MAINTENANCE	931-000	265	785.55	
04/21/2023	GENF	8317(A)*	DELTA DENTAL	DENTAL INSURANCE BENEFITS	721-000	850	1,094.17	
04/21/2023	GENF	8320(A)	NAPA AUTO PARTS	VEHICLE MAINT	863-000	265	80.95	
04/21/2023	GENF	8321(A)	HOPE NETWORK	TRANSPORTATION SERVICES	859-000	652	99.00	
04/21/2023	GENF	8321(A)	HOPE NETWORK	TRANSPORTATION SERVICES	859-000	652	2,753.19	
				CHECK GENF 8321(A) TOTAL FOR FUND 101:			2,852.19	
04/21/2023	GENF	8324(A)*#	THE LIGHT BULB COMPANY	COMPLEX MAINTENANCE	931-000	265	15.34	
04/21/2023	GENF	8325(A)	THORNAPPLE RIVER NURSERY, INC.	COMPLEX MAINTENANCE	931-000	265	464.00	
04/27/2023	GENF	76139	B & B TRUCK EQUIPMENT INC	TRUCK MAINTENANCE	863-000	265	5,942.24	
04/27/2023	GENF	76139	B & B TRUCK EQUIPMENT INC	TRUCK MAINTENANCE	863-000	265	2,964.70	
				CHECK GENF 76139 TOTAL FOR FUND 101:			8,906.94	
04/27/2023	GENF	76140	BARTLETT TREE EXPERTS	COMPLEX MAINTENANCE	931-000	265	144.00	
04/27/2023	GENF	76147	GRACE LESPERANCE	TOWNSHIP BOARD EXPENSE ACCOUNT	862-500	101	45.22	
04/27/2023	GENF	76150#	THE HOME DEPOT CREDIT SERVICES	VEHICLE MAINT	863-000	265	398.50	
04/27/2023	GENF	76150	THE HOME DEPOT CREDIT SERVICES	PARK MAINTENANCE	935-000	756	305.40	
				CHECK GENF 76150 TOTAL FOR FUND 101:			703.90	
04/27/2023	GENF	76153	KENT COUNTY ASSOC. OF ASSESSING OF	ASSESSING MEMBERSHIPS AND DUES	723-000	257	100.00	
04/27/2023	GENF	76153	KENT COUNTY ASSOC. OF ASSESSING OF	ASSESSING MEMBERSHIPS AND DUES	723-000	257	100.00	
				CHECK GENF 76153 TOTAL FOR FUND 101:			200.00	
04/27/2023	GENF	76159	MLIVE MEDIA GROUP	ELECTION MISC EXPENSES	788-000	262	181.60	
04/27/2023	GENF	76160	MICHIGAN TOWNSHIPS ASSOCIATION	EDUCATION	724-000	253	** VOIDED **	
			Void Reason: WRONG VENDOR/ S/B MMTA					
04/27/2023	GENF	76161*#	MUTUAL OF OMAHA INSURANCE	DEPENDENT LIFE W/H (C) GF	231-220	000	11.70	
04/27/2023	GENF	76161	MUTUAL OF OMAHA INSURANCE	DEPENDENT LIFE W/H (C) FIRE	231-220	000	7.80	
04/27/2023	GENF	76161	MUTUAL OF OMAHA INSURANCE	ADDITIONAL LIFE W/H (D) GF	231-221	000	28.00	
04/27/2023	GENF	76161	MUTUAL OF OMAHA INSURANCE	ADDITIONAL LIFE W/H (D) FIRE	231-221	000	53.00	
04/27/2023	GENF	76161	MUTUAL OF OMAHA INSURANCE	ADDITIONAL LIFE W/H (E) GF	231-221	000	100.00	
04/27/2023	GENF	76161	MUTUAL OF OMAHA INSURANCE	ADDITIONAL LIFE W/H (E) FIR	231-221	000	81.80	
04/27/2023	GENF	76161	MUTUAL OF OMAHA INSURANCE	LIFE LTD BENEFITS (F)	720-000	850	610.86	
04/27/2023	GENF	76161	MUTUAL OF OMAHA INSURANCE	LIFE STD BENEFITS (G)	720-000	850	247.42	
04/27/2023	GENF	76161	MUTUAL OF OMAHA INSURANCE	LIFE INSURANCE BENEFITS (A)	720-000	850	243.50	
04/27/2023	GENF	76161	MUTUAL OF OMAHA INSURANCE	LIFE AD&D BENEFITS (B)	720-000	850	37.02	
				CHECK GENF 76161 TOTAL FOR FUND 101:			1,421.10	
04/27/2023	GENF	76168	STATE OF MICHIGAN	EDUCATION- MAAO - SHAWN	724-000	257	250.00	

CHECK DISBURSEMENT REPORT FOR CASCADE CHARTER TOWNSHIP
CHECK DATE FROM 04/01/2023 - 04/30/2023

Check Date	Bank	Check #	Payee	Description	Account	Dept	Amount
04/27/2023	GENF	76169*#	SUPERIOR GROUNDCOVER INC	TOWNSHIP OFFICE	931-000	265	2,250.00
04/27/2023	GENF	76169	SUPERIOR GROUNDCOVER INC	PARKS	935-000	756	4,350.00
04/27/2023	GENF	76169	SUPERIOR GROUNDCOVER INC	MUSEUM	961-000	803	1,050.00
CHECK GENF 76169 TOTAL FOR FUND 101:							7,650.00
04/27/2023	GENF	76170	SWAYZE, BENJAMIN	SUPERVISOR MILEAGE	860-000	171	153.27
04/27/2023	GENF	76172	TIMOTHY NOORDHOEK	EDUCATION - MTA MILEAGE	724-000	101	223.36
04/28/2023	GENF	8328(A)*#	CONSUMERS ENERGY	100012052419 6569 THORNBROOK ST SE	921-000	265	28.94
04/28/2023	GENF	8328(A)	CONSUMERS ENERGY	103023462197 2867 THORNHILLS AVE SE	921-000	265	50.95
04/28/2023	GENF	8328(A)	CONSUMERS ENERGY	103040083240 2894 THORNAPPLE RIV	921-000	265	38.41
04/28/2023	GENF	8328(A)	CONSUMERS ENERGY	103036591347 7200 30TH ST	921-000	276	58.12
04/28/2023	GENF	8328(A)	CONSUMERS ENERGY	100012548051 5601 WHITNEYVILLE AVE SE	921-000	276	28.81
04/28/2023	GENF	8328(A)	CONSUMERS ENERGY	100011965082 2870 JACK SMITH AVE SE	926-000	448	71.95
04/28/2023	GENF	8328(A)	CONSUMERS ENERGY	100012592265 2900 THORNAPPLE RIVER DR	921-000	756	235.18
04/28/2023	GENF	8328(A)	CONSUMERS ENERGY	100014570673 3804 THORNAPPLE RIVE	921-000	756	101.57
04/28/2023	GENF	8328(A)	CONSUMERS ENERGY	100014570889 3820 THORNAPPLE RIVER D	921-000	756	52.74
04/28/2023	GENF	8328(A)	CONSUMERS ENERGY	100012592398 2839 THORNAPPLE RIVER DR	921-000	803	53.71
CHECK GENF 8328(A) TOTAL FOR FUND 101:							720.38
04/28/2023	GENF	8333(A)	SABO PUBLIC RELATIONS	SPECIAL PROJECTS - COMMUNCATIONS CONSULT	967-000	295	6,695.23
04/28/2023	GENF	8334(A)	THORNAPPLE RIVER NURSERY, INC.	COMPLEX MAINTENANCE	931-000	265	125.00
04/28/2023	GENF	8336(A)*#	VREDEVELD HAEFNER LLC	AUDIT FEES & SERVICES	807-000	295	12,800.00
Total for fund 101 GENERAL FUND							554,283.37
FUND 206 - FIRE FUND							
04/06/2023	GENF	76063	CASCADE PRINTING & GRAPHICS	FIRE OFFICE SUPPLIES	727-000	336	69.00
04/06/2023	GENF	76064	COMCAST	COMMUNICATIONS- PHONES	850-000	336	52.75
04/06/2023	GENF	76066*#	DTE ENERGY	UTILITIES - DTE	928-000	336	1,961.15
04/06/2023	GENF	76068*#	SUPERIOR PEST CONTROL INC	FIRE STATION MAINT/BUTTRICK	936-002	336	60.00
04/07/2023	GENF	8282(A)	FUEL MANAGEMENT SYSTEM	FIRE FUELS	745-000	336	14.18
04/07/2023	GENF	8283(A)	GERALD R. FORD INTERNATIONALAIRPOI LEASE TEMP FIRE STATION #1		928-001	336	9,566.75
04/07/2023	GENF	8284(A)	HYDRO-CHEM SYSTEMS, INC	FIRE STATION MAINT/BUTTRICK	936-002	336	217.44
04/07/2023	GENF	8286(A)*#	KINGSLAND'S ACE HARDWARE	FIRE FUELS	745-000	336	30.18
04/07/2023	GENF	8286(A)	KINGSLAND'S ACE HARDWARE	FIRE STATION MAINT	936-000	336	2.13
04/07/2023	GENF	8286(A)	KINGSLAND'S ACE HARDWARE	FIRE STATION MAINT	936-000	336	6.46
04/07/2023	GENF	8286(A)	KINGSLAND'S ACE HARDWARE	FIRE STATION MAINT	936-000	336	3.10
04/07/2023	GENF	8286(A)	KINGSLAND'S ACE HARDWARE	FIRE STATION MAINT	936-000	336	14.39
04/07/2023	GENF	8286(A)	KINGSLAND'S ACE HARDWARE	FIRE STATION MAINT/BUTTRICK	936-002	336	8.09
04/07/2023	GENF	8286(A)	KINGSLAND'S ACE HARDWARE	FIRE STATION MAINT/BUTTRICK	936-002	336	37.95

CHECK DISBURSEMENT REPORT FOR CASCADE CHARTER TOWNSHIP
CHECK DATE FROM 04/01/2023 - 04/30/2023

Check Date	Bank	Check #	Payee	Description	Account	Dept	Amount
04/07/2023	GENF	8286(A)	KINGSLAND'S ACE HARDWARE	FIRE RADIO MAINT	937-000	336	75.31
04/07/2023	GENF	8286(A)	KINGSLAND'S ACE HARDWARE	FIRE RADIO MAINT	937-000	336	53.99
				CHECK GENF 8286(A) TOTAL FOR FUND 206:			<u>231.60</u>
04/07/2023	GENF	8287(A)	NYE UNIFORM COMPANY	FIRE UNIFORMS	768-000	336	12.00
04/07/2023	GENF	8295(A)*#	WEX BANK	FIRE FUELS	745-000	336	2,957.29
04/13/2023	GENF	76077*#	ARROWASTE	FIRE STATION MAINT/BUTTRICK- TRASH/ RECY	936-002	336	110.50
04/13/2023	GENF	76080	B&K GRAPHICS, INC.	VEHICLE MAINT	863-000	336	360.00
04/13/2023	GENF	76082	BOLT, MICHAEL	REIMBURSE B SHIFT HOLIDAY MEAL - M. BOLT	787-000	336	100.00
04/13/2023	GENF	76089	CENTER FOR PHYSICAL REHABILITATION	CONTRACTUAL SERVICES	802-000	336	1,050.00
04/13/2023	GENF	76089	CENTER FOR PHYSICAL REHABILITATION	CONTRACTUAL SERVICES	802-000	336	600.00
				CHECK GENF 76089 TOTAL FOR FUND 206:			<u>1,650.00</u>
04/13/2023	GENF	76091*#	DECKER AGENCY	LIABILITY INSURANCE	810-000	336	29,271.00
04/13/2023	GENF	76092	ESO SOLUTIONS, INC.	CONTRACTUAL SERVICES	802-000	336	530.45
04/13/2023	GENF	76094*	FIDELITY SECURITY LIFE INS	VISION INSURANCE BENEFITS	718-000	850	212.64
04/13/2023	GENF	76094	FIDELITY SECURITY LIFE INS	VISION INSURANCE BENEFITS	718-000	850	198.73
				CHECK GENF 76094 TOTAL FOR FUND 206:			<u>411.37</u>
04/13/2023	GENF	76103	SHANE JORDAN	FIRE MEMBERSHIP AND DUES	723-000	336	40.00
04/13/2023	GENF	76104	KENT COUNTY EMERGENCY	FIRE MEMBERSHIP AND DUES	723-000	336	280.85
04/13/2023	GENF	76112	PURITY CYLINDER GASES INC	MEDICAL SUPPLIES	752-100	336	476.95
04/13/2023	GENF	76115	SHELDON CLEANERS	FIRE UNIFORMS	768-000	336	60.45
04/13/2023	GENF	76116	SMART BUSINESS SOURCE	FIRE OFFICE SUPPLIES	727-000	336	666.18
04/13/2023	GENF	76116	SMART BUSINESS SOURCE	FIRE OFFICE SUPPLIES	727-000	336	36.17
				CHECK GENF 76116 TOTAL FOR FUND 206:			<u>702.35</u>
04/13/2023	GENF	76119*#	VERIZON WIRELESS	COMMUNICATIONS	850-000	336	80.02
04/13/2023	GENF	76119	VERIZON WIRELESS	COMMUNICATIONS	850-000	336	117.82
04/13/2023	GENF	76119	VERIZON WIRELESS	COMMUNICATIONS	850-000	336	316.05
				CHECK GENF 76119 TOTAL FOR FUND 206:			<u>513.89</u>
04/14/2023	GENF	8297(A)	BLUE LINE INNOVATIONS, LLC	BALLISTIC HELMETS - 2	959-000	336	1,392.00
04/14/2023	GENF	8302(A)	GERALD R. FORD INTERNATIONALAIRPOI	FIRE STATION MAINT	936-000	336	183.36

CHECK DISBURSEMENT REPORT FOR CASCADE CHARTER TOWNSHIP
CHECK DATE FROM 04/01/2023 - 04/30/2023

Check Date	Bank	Check #	Payee	Description	Account	Dept	Amount
04/14/2023	GENF	8305(A)	KLEYN MOBILE REPAIR, INC.	VEHICLE MAINT	863-000	336	292.53
04/14/2023	GENF	8309(A)	NYE UNIFORM COMPANY	FIRE UNIFORMS	768-000	336	67.00
04/14/2023	GENF	8309(A)	NYE UNIFORM COMPANY	FIRE UNIFORMS	768-000	336	141.50
				CHECK GENF 8309(A) TOTAL FOR FUND 206:			208.50
04/14/2023	GENF	8312(A)*#	PITNEY BOWES RESERVE ACCOUNT	FIRE POSTAGE & MACHINE LEASE	941-000	336	150.00
04/20/2023	GENF	76127*#	CASCADE PRINTING & GRAPHICS	FIRE OFFICE SUPPLIES	727-000	336	49.20
04/20/2023	GENF	76127	CASCADE PRINTING & GRAPHICS	FIRE OFFICE SUPPLIES	727-000	336	252.88
				CHECK GENF 76127 TOTAL FOR FUND 206:			302.08
04/20/2023	GENF	76128	CHARLES RAMSEY TIRE SERVICE LLC.	E-5 TIRES	863-000	336	2,068.00
04/20/2023	GENF	76131	CENTER FOR PHYSICAL REHABILITATION	CONTRACTUAL SERVICES	802-000	336	1,200.00
04/20/2023	GENF	76132*#	FIRST BANKCARD	CC MAGERS - FDTN 2023 ANNUAL MEMBERSHIP	726-000	336	300.00
04/20/2023	GENF	76132	FIRST BANKCARD	CC MAGERS - WOOD FOR LIVE FIRE TRAINING	726-000	336	330.00
04/20/2023	GENF	76132	FIRST BANKCARD	CC MAGERS - IAAI ARSON SCHOOL - TODD PEL	726-500	336	359.25
04/20/2023	GENF	76132	FIRST BANKCARD	CC MAGERS - MI STATE POLICE PYMTS	726-500	336	250.00
04/20/2023	GENF	76132	FIRST BANKCARD	CC MAGERS - MI FIRE INSPECTORS SOCIETY	726-500	336	475.38
04/20/2023	GENF	76132	FIRST BANKCARD	CC MAGERS - MI FIRE INSPECTORS SOCIETY -	726-500	336	475.38
04/20/2023	GENF	76132	FIRST BANKCARD	CC MAGERS - EMPLOYEE LUNCH - FIRE INSPEC	787-000	336	89.02
04/20/2023	GENF	76132	FIRST BANKCARD	CC MAGERS - CARWASH	863-000	336	144.95
04/20/2023	GENF	76132	FIRST BANKCARD	FIRE PUBLICATIONS	901-000	336	163.69
04/20/2023	GENF	76132	FIRST BANKCARD	CC MAGERS - FIRE PUBLICATIONS	901-000	336	116.92
04/20/2023	GENF	76132	FIRST BANKCARD	FIRE SUPPLEMENTAL EQUIPMENT	958-000	336	562.25
04/20/2023	GENF	76132	FIRST BANKCARD	CC MAGERS - WARRANTY CLAIM FOR GEAR BAGS	959-000	336	12.99
				CHECK GENF 76132 TOTAL FOR FUND 206:			3,279.83
04/20/2023	GENF	76133*#	FIRST BANKCARD	CC ADMIN - DISPLAY RACK-SET 3" HD BINDR	727-000	336	59.97
04/20/2023	GENF	76133	FIRST BANKCARD	CC ADMIN - PAPER TOWELS	738-000	336	50.00
04/20/2023	GENF	76133	FIRST BANKCARD	CC ADMIN - LYSOL SPRAY/PLEDGE/DISH PODS	738-000	336	104.18
04/20/2023	GENF	76133	FIRST BANKCARD	CC ADMIN - DISHWASING SOAP	787-000	336	26.15
				CHECK GENF 76133 TOTAL FOR FUND 206:			240.30
04/20/2023	GENF	76134	J&B MEDICAL SUPPLY	MEDICAL SUPPLIES	752-100	336	55.48
04/20/2023	GENF	76135	MARSMAN, ANDREW	FIRE MEMBERSHIP AND DUES	723-000	336	144.00
04/21/2023	GENF	77(E)*#	WEST MICHIGAN HEALTH INSURANCE PC	HEALTH INSURANCE BENEFITS	719-000	850	20,076.46
04/21/2023	GENF	8316(A)	CASCADE AUTOMOTIVE SERVICE	VEHICLE MAINT	863-000	336	86.10
04/21/2023	GENF	8317(A)*	DELTA DENTAL	DENTAL INSURANCE BENEFITS	721-000	850	2,086.14
04/21/2023	GENF	8318(A)	FUEL MANAGEMENT SYSTEM	FIRE FUELS	745-000	336	114.61
04/21/2023	GENF	8319(A)	GRX GROUP, LLC	FIRE UNIFORMS	768-000	336	101.53
04/21/2023	GENF	8319(A)	GRX GROUP, LLC	FIRE STATION MAINT	936-000	336	330.57
				CHECK GENF 8319(A) TOTAL FOR FUND 206:			432.10

CHECK DISBURSEMENT REPORT FOR CASCADE CHARTER TOWNSHIP
CHECK DATE FROM 04/01/2023 - 04/30/2023

Check Date	Bank	Check #	Payee	Description	Account	Dept	Amount
04/21/2023	GENF	8322(A)	KLEYN MOBILE REPAIR, INC.	VEHICLE MAINT	863-000	336	610.53
04/21/2023	GENF	8322(A)	KLEYN MOBILE REPAIR, INC.	VEHICLE MAINT	863-000	336	721.73
04/21/2023	GENF	8322(A)	KLEYN MOBILE REPAIR, INC.	VEHICLE MAINT	863-000	336	622.98
04/21/2023	GENF	8322(A)	KLEYN MOBILE REPAIR, INC.	VEHICLE MAINT	863-000	336	637.14
				CHECK GENF 8322(A) TOTAL FOR FUND 206:			2,592.38
04/27/2023	GENF	76145	FIRST ARRIVING IO, INC	CONTRACTUAL SERVICES	802-000	336	821.94
04/27/2023	GENF	76146	GORDON FOOD SERVICE STORE	FIRE TRAINING	726-000	336	31.96
04/27/2023	GENF	76146	GORDON FOOD SERVICE STORE	SNACKS FOR LIVE BURN DAYS	787-000	336	122.89
				CHECK GENF 76146 TOTAL FOR FUND 206:			154.85
04/27/2023	GENF	76161*#	MUTUAL OF OMAHA INSURANCE	LIFE STD BENEFITS (G)	720-000	850	329.33
04/27/2023	GENF	76161	MUTUAL OF OMAHA INSURANCE	LIFE AD&D BENEFITS (B)	720-000	850	49.39
04/27/2023	GENF	76161	MUTUAL OF OMAHA INSURANCE	LIFE INSURANCE BENEFITS (A)	720-000	850	324.75
04/27/2023	GENF	76161	MUTUAL OF OMAHA INSURANCE	LIFE LTD BENEFITS (F)	720-000	850	815.07
				CHECK GENF 76161 TOTAL FOR FUND 206:			1,518.54
04/27/2023	GENF	76163	POOLMAN, MICHAEL	FIRE TUITION	725-000	336	475.50
04/27/2023	GENF	76164	PROFESSIONAL HEALTH SERVICES, INC.	EXAMS	957-000	336	37,906.00
04/27/2023	GENF	76171	THORNAPPLE TOWNSHIP	FACILITY RENTAL APRIL	726-000	336	1,400.00
04/28/2023	GENF	8326(A)	ALLIED UNIVERSAL TECHNOLOGY SERVIC	FIRE STATION MAINT	936-000	336	216.00
04/28/2023	GENF	8327(A)	BATTERIES PLUS - 383	MEDICAL SUPPLIES	752-100	336	38.39
04/28/2023	GENF	8328(A)*#	CONSUMERS ENERGY	100012762959 2990 BUTTRICK AVE SE	928-000	336	669.56
04/28/2023	GENF	8329(A)	DINGES FIRE CO.	TECH RESCUE	791-000	336	896.46
04/28/2023	GENF	8329(A)	DINGES FIRE CO.	TURNOUT GEAR MAINT	959-000	336	1,219.42
				CHECK GENF 8329(A) TOTAL FOR FUND 206:			2,115.88
04/28/2023	GENF	8332(A)	OVERHEAD DOOR CO OF GR, INC	FIRE STATION MAINT	936-000	336	553.64
04/28/2023	GENF	8336(A)*#	VREDEVELD HAEFNER LLC	FIRE AUDIT FEES & SERVICES	807-000	336	2,400.00
Total for fund 206 FIRE FUND							132,824.14
FUND 207 - POLICE FUND							
04/27/2023	GENF	76143	COUNTY OF KENT	SHERIFF PROTECTION- MARCH 2023	801-000	301	66,122.33
Total for fund 207 POLICE FUND							66,122.33
FUND 208 - HAZMAT FUND							
04/14/2023	GENF	8308(A)	LUDLUM MEASUREMENTS INC	HAZMAT EQUIPMENT	958-000	344	217.00
Total for fund 208 HAZMAT FUND							217.00

CHECK DISBURSEMENT REPORT FOR CASCADE CHARTER TOWNSHIP
CHECK DATE FROM 04/01/2023 - 04/30/2023

Check Date	Bank	Check #	Payee	Description	Account	Dept	Amount
FUND 209- OPEN SPACE FUND							
04/06/2023	GENF	76066*#	DTE ENERGY	HEATING/UTILITY -6803 BURTON ST SE	923-000	751	298.37
04/06/2023	GENF	76066	DTE ENERGY	HEATING/UTILITY-2894 THORNAPPLE RIVER DR	923-000	751	98.30
				CHECK GENF 76066 TOTAL FOR FUND 209:			396.67
04/06/2023	GENF	76067	FASTENAL	PARK MAINTENANCE	935-000	751	375.00
04/27/2023	GENF	76155	KIRBYBUILT	PARK FURNITURE	935-000	751	4,655.96
04/28/2023	GENF	8328(A)*#	CONSUMERS ENERGY	100041772151 6803 BURTON ST SE@BARN	921-000	751	275.84
04/28/2023	GENF	8328(A)	CONSUMERS ENERGY	100061096465 6803 BURTON ST SE	921-000	751	28.81
				CHECK GENF 8328(A) TOTAL FOR FUND 209:			304.65
Total for fund 209 CCT OPEN SPACE							5,732.28
FUND 216- PATHWAYS FUND							
04/27/2023	GENF	76154	KENT COUNTY ROAD COMMISSION	MAINT & REPAIR	931-000	758	1,141.34
04/27/2023	GENF	76167	SPAULDING DEDECKER	ENGINEERING	821-100	758	1,652.00
Total for fund 216 PATHWAYS FUND							2,793.34
FUND 246 - IRF FUND							
04/07/2023	GENF	8279(A)	CULLIGAN	WHOLE HOUSE FILTER PROJECT	967-100	295	4,262.00
04/07/2023	GENF	8279(A)	CULLIGAN	WHOLE HOUSE FILTER PROJECT	967-100	295	232.00
				CHECK GENF 8279(A) TOTAL FOR FUND 246:			4,494.00
04/14/2023	GENF	8299(A)	CULLIGAN	WHOLE HOUSE FILTER PROJECT	967-100	295	98.40
Total for fund 246 IRF							4,592.40
FUND 248 - DDA FUND							
04/13/2023	GENF	76079	AWARD PLUS	DDA REPAIR & MAINT- METRO CRUISE WU	931-300	170	285.00
04/13/2023	GENF	76084	CASCADE PRINTING & GRAPHICS	27 YARD SIGNS 24" X 18" / 27 METAL H ST	787-000	170	602.23
04/13/2023	GENF	76102	INTERURBAN TRANSIT PARTNERSHIP	TRANSPORTATION SERVICES	861-100	170	19,245.24
04/13/2023	GENF	76106	MCKENNA ASSOCIATES, INC.	CONTRACT SERVICES	801-000	170	2,250.00
04/13/2023	GENF	76106	MCKENNA ASSOCIATES, INC.	CONTRACT SERVICES	801-000	170	310.00
				CHECK GENF 76106 TOTAL FOR FUND 248:			2,560.00
04/13/2023	GENF	76110*#	MUNIWEB	WEBSITE HOSTING	787-000	170	135.00
04/13/2023	GENF	76119*#	VERIZON WIRELESS	DDA CELL PHONES/ IPADS/ DATA	924-100	170	10.02
04/13/2023	GENF	76119	VERIZON WIRELESS	DDA CELL PHONES/ IPADS/ DATA	924-100	170	83.62
				CHECK GENF 76119 TOTAL FOR FUND 248:			93.64
04/27/2023	GENF	76152	INTERURBAN TRANSIT PARTNERSHIP	TRANSPORTATION SERVICES	861-100	170	17,820.18

CHECK DISBURSEMENT REPORT FOR CASCADE CHARTER TOWNSHIP
CHECK DATE FROM 04/01/2023 - 04/30/2023

Check Date	Bank	Check #	Payee	Description	Account	Dept	Amount
04/27/2023	GENF	76169*#	SUPERIOR GROUNDCOVER INC	DDA, 28-THORNHILLS TO CASCADE RD	931-000	170	520.00
04/27/2023	GENF	76169	SUPERIOR GROUNDCOVER INC	DDA, 28 ST ISLAND 28TH&I-96	931-000	170	650.00
04/27/2023	GENF	76169	SUPERIOR GROUNDCOVER INC	DDA, OLD 28TH ST	931-000	170	900.00
				CHECK GENF 76169 TOTAL FOR FUND 248:			2,070.00
04/28/2023	GENF	8328(A)*#	CONSUMERS ENERGY	100063460503 5770 FOREMOST DR SE	921-000	170	78.88
04/28/2023	GENF	8328(A)	CONSUMERS ENERGY	100066874924 2990 LUCERNE DR SE	921-000	170	196.74
04/28/2023	GENF	8328(A)	CONSUMERS ENERGY	100054379084 5196 28TH ST SE	921-000	170	192.59
04/28/2023	GENF	8328(A)	CONSUMERS ENERGY	100054393572 5434 28TH ST SE	921-000	170	49.42
04/28/2023	GENF	8328(A)	CONSUMERS ENERGY	100088376080 3001 ORCHARD VISTA DR	921-000	170	56.88
04/28/2023	GENF	8328(A)	CONSUMERS ENERGY	1000 9074 7807 6736 CASCADE RD SE	921-000	170	83.70
04/28/2023	GENF	8328(A)	CONSUMERS ENERGY	1000 4105 9393 6282 28TH ST	921-000	170	51.94
04/28/2023	GENF	8328(A)	CONSUMERS ENERGY	100041058650 6116 28TH ST SE	921-000	170	40.00
04/28/2023	GENF	8328(A)	CONSUMERS ENERGY	100041059278 5905 28TH ST SE	921-000	170	42.75
04/28/2023	GENF	8328(A)	CONSUMERS ENERGY	100041081355 5613 28TH ST SE	921-000	170	37.44
04/28/2023	GENF	8328(A)	CONSUMERS ENERGY	100011901541 6800 CASCADE RD SE	921-000	170	292.87
04/28/2023	GENF	8328(A)	CONSUMERS ENERGY	100011901814 6811 CASCADE RD SE	921-000	170	70.44
04/28/2023	GENF	8328(A)	CONSUMERS ENERGY	100012017115 6753 OLD 28TH ST SE	921-000	170	83.16
04/28/2023	GENF	8328(A)	CONSUMERS ENERGY	100012017305 6610 28TH ST SE	921-000	170	71.71
04/28/2023	GENF	8328(A)	CONSUMERS ENERGY	100012213862 6658 28TH ST	921-000	170	29.22
				CHECK GENF 8328(A) TOTAL FOR FUND 248:			1,377.74
Total for fund 248 DDA							44,189.03

FUND 249 - BUILDING FUND

04/06/2023	GENF	76066*#	DTE ENERGY	COMPLEX HEATING- 5920 TAHOE DR SE	923-000	371	355.11
04/07/2023	GENF	8281(A)	FAST SIGNS	SUPPLIES	727-000	371	17.25
04/13/2023	GENF	76081	BENOIT, BILL	MILEAGE - BENOIT	860-000	371	342.57
04/13/2023	GENF	76083	MICHAEL BONNEY	MILEAGE - M. BONNEY	860-000	371	316.37
04/13/2023	GENF	76086	CASCADE CHARTER TOWNSHIP	PERMITS DUE CASCADE TWP	964-800	964	12,827.30
04/13/2023	GENF	76090	CRAIG SMITH	MILEAGE - C. SMITH	860-000	371	245.63
04/13/2023	GENF	76091*#	DECKER AGENCY	LIABILITY INSURANCE	810-000	371	24,392.50
04/13/2023	GENF	76094*	FIDELITY SECURITY LIFE INS	VISION INSURANCE BENEFITS	718-000	850	137.52
04/13/2023	GENF	76094	FIDELITY SECURITY LIFE INS	VISION INSURANCE BENEFITS	718-000	850	123.03
				CHECK GENF 76094 TOTAL FOR FUND 249:			260.55
04/13/2023	GENF	76096	GRAND RAPIDS CHARTER TOWNSHIP	PERMITS DUE TO GR TWP	964-300	964	31,143.25
04/13/2023	GENF	76097	THOMAS HANSON	MILEAGE - HANSON	860-000	371	383.18
04/13/2023	GENF	76098	DANIEL L HEYER	MILEAGE HEYER	860-000	371	62.23

CHECK DISBURSEMENT REPORT FOR CASCADE CHARTER TOWNSHIP
CHECK DATE FROM 04/01/2023 - 04/30/2023

Check Date	Bank	Check #	Payee	Description	Account	Dept	Amount
04/13/2023	GENF	76101	HUYSER, DANIEL A.	MILEAGE- HUYSER	860-000	371	320.30
04/13/2023	GENF	76107	VINCENT MILITO	MILEAGE - MILITO	860-000	371	278.38
04/13/2023	GENF	76113	ROWLADER, DENNIS	MILEAGE - D. ROWLADER	860-000	371	272.48
04/13/2023	GENF	76114	RON SABIN	MILEAGE - SABIN	860-000	371	167.68
04/13/2023	GENF	76118	JEFFREY C. VANTIL	MILEAGE - J. VANTIL	860-000	371	173.58
04/13/2023	GENF	76119*#	VERIZON WIRELESS	BLDG CELL PHONES/IPADS/DATA	924-100	371	320.16
04/13/2023	GENF	76119	VERIZON WIRELESS	BLDG CELL PHONES/IPADS/DATA	924-100	371	214.13
04/13/2023	GENF	76119	VERIZON WIRELESS	BLDG CELL PHONES/IPADS/DATA	924-100	371	557.21
04/13/2023	GENF	76119	VERIZON WIRELESS	ONE 12.9 IPAD PRO	981-000	371	1,199.99
				CHECK GENF 76119 TOTAL FOR FUND 249:			2,291.49
04/13/2023	GENF	76120	DOUGLAS WEEKS	MILEAGE - D. WEEKS	860-000	371	121.83
04/13/2023	GENF	76121	PAUL WESTHOUSE	MILEAGE - P. WESTHOUSE	860-000	371	128.38
04/13/2023	GENF	76122	BRIAN WILSON	MILEAGE - WILSON	860-000	371	155.89
04/14/2023	GENF	8296(A)	ADA TOWNSHIP	PERMITS DUE TO ADA TWP	964-400	964	36,551.60
04/14/2023	GENF	8298(A)*#	CONSUMERS ENERGY	103036932491 5920 TAHOE DR SE	923-000	371	468.58
04/14/2023	GENF	8301(A)	EAST GRAND RAPIDS/CITY OF	PERMITS DUE TO EAST GR	964-500	964	3,484.40
04/14/2023	GENF	8307(A)	LOWELL TOWNSHIP	PERMITS DUE TO LOWELL TWP	964-100	964	1,385.80
04/14/2023	GENF	8310(A)	PLAINFIELD CHARTER TOWNSHIP	PERMITS DUE PLAINFIELD	964-600	964	16,289.00
04/14/2023	GENF	8312(A)*#	PITNEY BOWES RESERVE ACCOUNT	BLDG POSTAGE & MACHINE LEASE	941-000	371	150.00
04/14/2023	GENF	8314(A)	VERGENNES TOWNSHIP	PERMITS DUE TO VERGENNES TWP	964-200	964	1,983.80
04/20/2023	GENF	76125*#	BS&A SOFTWARE	SERVICE CONTRACTS	939-000	371	7,543.00
04/20/2023	GENF	76129	COCM	MEMBERSHIPS AND DUES	723-000	371	45.00
04/20/2023	GENF	76129	COCM	MEMBERSHIPS AND DUES	723-000	371	45.00
04/20/2023	GENF	76129	COCM	EDUCATION	724-000	371	200.00
04/20/2023	GENF	76129	COCM	EDUCATION	724-000	371	200.00
				CHECK GENF 76129 TOTAL FOR FUND 249:			490.00
04/20/2023	GENF	76130*#	COMCAST	BUILDING PHONES	924-000	371	337.98

CHECK DISBURSEMENT REPORT FOR CASCADE CHARTER TOWNSHIP
CHECK DATE FROM 04/01/2023 - 04/30/2023

Check Date	Bank	Check #	Payee	Description	Account	Dept	Amount
04/20/2023	GENF	76132*#	FIRST BANKCARD	CC WILSON - MAGNETA TONER CARTRIDGE	727-000	371	71.75
04/20/2023	GENF	76132	FIRST BANKCARD	CC WILSON - BLACK & MAGENTA TONER	727-000	371	143.50
04/20/2023	GENF	76132	FIRST BANKCARD	CC WILSON - BLACK & CYAN TONERS	727-000	371	358.75
04/20/2023	GENF	76132	FIRST BANKCARD	CC WILSON - LUNCH MTG W/ LOWELL TWP MGR	862-500	371	38.08
04/20/2023	GENF	76132	FIRST BANKCARD	CC WILSON - LUNCH MTG W/ ADA TWP MGR	862-500	371	41.00
04/20/2023	GENF	76132	FIRST BANKCARD	CC WILSON - LUNCH MTG W/ PCT	862-500	371	42.00
04/20/2023	GENF	76132	FIRST BANKCARD	CC WILSON - J2 EFAX SERVICES	924-100	371	18.99
04/20/2023	GENF	76132	FIRST BANKCARD	CC WILSON - PHOTOGRAPHIC DESIGN ART	967-000	371	211.99
				CHECK GENF 76132 TOTAL FOR FUND 249:			926.06
04/20/2023	GENF	76133*#	FIRST BANKCARD	CC ADMIN - PENS	727-000	371	6.99
04/20/2023	GENF	76133	FIRST BANKCARD	CC ADMIN - MECHANICAL PENCILS	727-000	371	28.64
04/20/2023	GENF	76133	FIRST BANKCARD	CC ADMIN - DRY ERASE ORGANIZER	727-000	371	11.99
04/20/2023	GENF	76133	FIRST BANKCARD	CC ADMIN - (1) WIRELESS MOUSE/KEYBOARD	727-000	371	29.95
04/20/2023	GENF	76133	FIRST BANKCARD	SUPPLIES	727-000	371	49.00
04/20/2023	GENF	76133	FIRST BANKCARD	CC ADMIN - OFFICE SUPPLIES	727-000	371	222.95
04/20/2023	GENF	76133	FIRST BANKCARD	CC ADMIN - OFFICE / KITCHEN SUPPLIES	727-000	371	27.03
04/20/2023	GENF	76133	FIRST BANKCARD	CC ADMIN - WIDE FORMAT PAPER PAPER CAD B	727-000	371	94.99
04/20/2023	GENF	76133	FIRST BANKCARD	CC ADMIN - SCOTCH TAPE DISPENSER/ 1 STAP	727-000	371	13.23
04/20/2023	GENF	76133	FIRST BANKCARD	CC ADMIN - XPO LOW ODOR DRY ERASE MARKER	727-000	371	13.44
04/20/2023	GENF	76133	FIRST BANKCARD	CC ADMIN - PENTEL TWIST AUTOMATIC PENCIL	727-000	371	16.04
04/20/2023	GENF	76133	FIRST BANKCARD	CC ADMIN - PAPER TOWELS	787-000	371	45.01
04/20/2023	GENF	76133	FIRST BANKCARD	CC ADMIN - DISHWASHER PODS	787-000	371	19.94
04/20/2023	GENF	76133	FIRST BANKCARD	CC ADMIN - NON-SKID SHOE COVERS	787-000	371	20.00
04/20/2023	GENF	76133	FIRST BANKCARD	CC ADMIN - OFFICE / KITCHEN SUPPLIES	787-000	371	83.82
04/20/2023	GENF	76133	FIRST BANKCARD	CC ADMIN - CASCADE DISWASHER PODS	787-000	371	21.49
04/20/2023	GENF	76133	FIRST BANKCARD	CC ADMIN - RETURN / SHOE COVERS	787-000	371	(13.23)
04/20/2023	GENF	76133	FIRST BANKCARD	CC ADMIN - MONITOR RISER LAPTOP STAND	981-000	371	21.99
				CHECK GENF 76133 TOTAL FOR FUND 249:			713.27
04/21/2023	GENF	77(E)*#	WEST MICHIGAN HEALTH INSURANCE PC	HEALTH INSURANCE BENEFITS	719-000	850	18,111.02
04/21/2023	GENF	8317(A)*	DELTA DENTAL	DENTAL INSURANCE BENEFITS	721-000	850	1,533.17
04/21/2023	GENF	8323(A)	RICOH USA INC	SERVICE CONTRACTS	939-000	371	355.01
04/27/2023	GENF	76141	BENOIT, BILL	MILEAGE - BENOIT	860-000	371	349.89
04/27/2023	GENF	76142	MICHAEL BONNEY	MILEAGE - BONNEY	860-000	371	313.75
04/27/2023	GENF	76144	CRAIG SMITH	MILEAGE - C. SMITH	860-000	371	354.36
04/27/2023	GENF	76149	THOMAS HANSON	MILEAGE - TOM HANSON	860-000	371	346.50
04/27/2023	GENF	76151	HUYSER, DANIEL A.	MILEAGE- HUYSER	860-000	371	353.05
04/27/2023	GENF	76156	LEGACY LITIGATION GROUP PLLC	LEGAL	826-000	371	7,227.50
04/27/2023	GENF	76157	VINCENT MILITO	MILEAGE MILITO-	860-000	371	343.88
04/27/2023	GENF	76161*#	MUTUAL OF OMAHA INSURANCE	LIFE LTD BENEFITS (F)	720-000	850	466.42
04/27/2023	GENF	76161	MUTUAL OF OMAHA INSURANCE	LIFE INSURANCE BENEFITS (A)	720-000	850	170.76
04/27/2023	GENF	76161	MUTUAL OF OMAHA INSURANCE	LIFE AD&D BENEFITS (B)	720-000	850	25.95

CHECK DISBURSEMENT REPORT FOR CASCADE CHARTER TOWNSHIP
CHECK DATE FROM 04/01/2023 - 04/30/2023

Check Date	Bank	Check #	Payee	Description	Account	Dept	Amount
04/27/2023	GENF	76161	MUTUAL OF OMAHA INSURANCE	LIFE STD BENEFITS (G)	720-000	850	185.84
				CHECK GENF 76161 TOTAL FOR FUND 249:			848.97
04/27/2023	GENF	76162	PELL, TODD	MILEAGE - TODD PELL	860-000	371	61.57
04/27/2023	GENF	76165	ROWLADER, DENNIS	MILEAGE - D. ROWLADER	860-000	371	240.39
04/27/2023	GENF	76166	RON SABIN	MILEAGE SABIN	860-000	371	331.43
04/27/2023	GENF	76173	JEFFREY C. VANTIL	MILEAGE - VANTIL	860-000	371	366.15
04/27/2023	GENF	76174	PAUL WESTHOUSE	MILEAGE - WESTHOUSE	860-000	371	290.17
04/27/2023	GENF	76175	BRIAN WILSON	MILEAGE WILSON	860-000	371	131.66
04/28/2023	GENF	8330(A)	FIRST CHOICE COFFEE SERVICE	SERVICE CONTRACTS	939-000	371	175.22
04/28/2023	GENF	8336(A)*#	VREDEVELD HAEFNER LLC	AUDIT FEES & SERVICES	807-000	371	800.00
Total for fund 249 BUILDING FUND							177,113.13
FUND 270 - LIBRARY FUND							
04/06/2023	GENF	76061	BUIST ELECTRIC INC	LIBRARY MAINTENANCE	931-000	790	2,180.00
04/06/2023	GENF	76062*#	B&V MECHANICAL INC.	LIBRARY MAINTENANCE	931-000	790	254.55
04/06/2023	GENF	76066*#	DTE ENERGY	LIBRARY HEATING DTE ENERGY	923-000	790	1,345.08
04/06/2023	GENF	76068*#	SUPERIOR PEST CONTROL INC	LIBRARY MAINTENANCE	931-000	790	70.00
04/06/2023	GENF	76068	SUPERIOR PEST CONTROL INC	LIBRARY MAINTENANCE	931-000	790	150.00
				CHECK GENF 76068 TOTAL FOR FUND 270:			220.00
04/13/2023	GENF	76077*#	ARROWASTE	LIBRARY MAINTENANCE- TRASH/ RECYCLE	931-000	790	178.96
04/13/2023	GENF	76091*#	DECKER AGENCY	LIABILITY INSURANCE	810-000	790	14,635.50
04/13/2023	GENF	76093	FEENSTRA & ASSOCIATES, INC.	LIBRARY MAINTENANCE	931-000	790	3,000.00
04/13/2023	GENF	76108	MINER SUPPLY COMPANY	LIBRARY MAINTENANCE	931-000	790	168.08
04/13/2023	GENF	76119*#	VERIZON WIRELESS	LIBRARY PHONES - WISNER CENTER	924-000	790	50.03
04/14/2023	GENF	8303(A)*#	HOPE NETWORK	JANITORIAL & MAINTENANCE	802-200	790	3,303.00
04/14/2023	GENF	8304(A)	KENDALL ELECTRIC INC	LIBRARY MAINTENANCE	931-000	790	237.90
04/14/2023	GENF	8304(A)	KENDALL ELECTRIC INC	LIBRARY MAINTENANCE	931-000	790	89.21

CHECK DISBURSEMENT REPORT FOR CASCADE CHARTER TOWNSHIP
CHECK DATE FROM 04/01/2023 - 04/30/2023

Check Date	Bank	Check #	Payee	Description	Account	Dept	Amount
				CHECK GENF 8304(A) TOTAL FOR FUND 270:			327.11
04/21/2023	GENF	8324(A)*#	THE LIGHT BULB COMPANY	LIBRARY MAINTENANCE	931-000	790	395.40
04/27/2023	GENF	76158	MINER SUPPLY COMPANY	LIBRARY MAINTENANCE	931-000	790	1,437.15
04/27/2023	GENF	76169*#	SUPERIOR GROUNDCOVER INC	LIBRARY	931-000	790	2,625.00
04/28/2023	GENF	8328(A)*#	CONSUMERS ENERGY	100000284784 2870 JACK SMITH AVE SE	921-000	790	4,278.18
04/28/2023	GENF	8331(A)	HOPE NETWORK	JANITORIAL & MAINTENANCE	802-200	790	3,831.48
Total for fund 270 LIBRARY FUND							38,229.52
FUND 403 - CONSTRUCTION FUND FIRE STATION #1							
04/13/2023	GENF	76117	TRIANGLE ASSOCIATES	BUILDING ADDTIONS & IMPROVEMENTS	975-000	901	623,837.50
04/28/2023	GENF	8335(A)	US DIGITAL DESIGNS, INC.	ALERTING SYSTEM FOR NEW CONSTRUCTION	975-000	901	2,895.15
04/28/2023	GENF	8335(A)	US DIGITAL DESIGNS, INC.	ALERTING SYSTEM FOR NEW CONSTRUCTION	975-000	901	688.50
04/28/2023	GENF	8335(A)	US DIGITAL DESIGNS, INC.	ALERTING SYSTEM FOR NEW CONSTRUCTION	975-000	901	49,702.50
				CHECK GENF 8335(A) TOTAL FOR FUND 403:			53,286.15
Total for fund 403 FIRE STATION #1: CONSTRUCTION FUND- BOND							677,123.65
FUND 701 - TRUST & AGENCY FUND							
04/27/2023	GENF	76148	GRAND RAPIDS CITY TREASURER	EDWARD ROSE/ GARDEN APARTMENTS	252-240	000	560.00
Total for fund 701 TRUST AND AGENCY							560.00
FUND 703 - TAX FUND							
04/06/2023	GENF	76069	CASCADE CHARTER TOWNSHIP	DELQ TAX - FIRE	230-002	000	4,565.47
04/06/2023	GENF	76069	CASCADE CHARTER TOWNSHIP	DELQ TAX - INTEREST	230-002	000	163.09
				CHECK GENF 76069 TOTAL FOR FUND 703:			4,728.56
04/06/2023	GENF	76070	CASCADE CHARTER TWP	DELQ TAX - OPERATING	230-002	000	3,372.63
04/06/2023	GENF	76070	CASCADE CHARTER TWP	DELQ TAX - INTEREST & PENALTIES	230-002	000	914.60
04/06/2023	GENF	76070	CASCADE CHARTER TWP	DELQ TAX - ADMIN	230-002	000	571.31
04/06/2023	GENF	76070	CASCADE CHARTER TWP	DELQ TAX - OVER AND SHORT	230-032	000	(0.43)
				CHECK GENF 76070 TOTAL FOR FUND 703:			4,858.11
04/06/2023	GENF	76071	LIBRARY FUND	DELQ TAX - LIBRARY	230-002	000	520.14
04/06/2023	GENF	76071	LIBRARY FUND	DELQ TAX - INTEREST	230-002	000	18.59
				CHECK GENF 76071 TOTAL FOR FUND 703:			538.73
04/06/2023	GENF	76072	CASCADE CHARTER TOWNSHIP	DELQ TAX - OPEN SPACE	230-002	000	798.09
04/06/2023	GENF	76072	CASCADE CHARTER TOWNSHIP	DELQ TAX - INTEREST	230-002	000	28.49
				CHECK GENF 76072 TOTAL FOR FUND 703:			826.58
04/06/2023	GENF	76073	PATHWAYS FUND	DELQ TAX - PATHWAY	230-002	000	1,219.86
04/06/2023	GENF	76073	PATHWAYS FUND	DELQ TAX - INTEREST	230-002	000	43.63
				CHECK GENF 76073 TOTAL FOR FUND 703:			1,263.49

CHECK DISBURSEMENT REPORT FOR CASCADE CHARTER TOWNSHIP
CHECK DATE FROM 04/01/2023 - 04/30/2023

Check Date	Bank	Check #	Payee	Description	Account	Dept	Amount
04/06/2023	GENF	76074	POLICE FUND	DELQ TAX - POLICE	230-002	000	1,593.03
04/06/2023	GENF	76074	POLICE FUND	DELQ TAX - INTEREST	230-002	000	56.92
				CHECK GENF 76074 TOTAL FOR FUND 703:			1,649.95
04/06/2023	GENF	76075	KENT DISTRICT LIBRARY	DELQ TAX - KDL	230-002	000	4,355.14
04/06/2023	GENF	76075	KENT DISTRICT LIBRARY	DELQ TAX - INTEREST	230-002	000	156.36
				CHECK GENF 76075 TOTAL FOR FUND 703:			4,511.50
04/07/2023	GENF	8288(A)	CALEDONIA COMMUNITY SCHOOLS	DELQ TAX - OPERATING	230-002	000	685.30
04/07/2023	GENF	8288(A)	CALEDONIA COMMUNITY SCHOOLS	DELQ TAX - INTEREST	230-002	000	14.75
				CHECK GENF 8288(A) TOTAL FOR FUND 703:			700.05
04/07/2023	GENF	8289(A)	CALEDONIA COMMUNITY SCHOOLS	DELQ TAX - DEBT	230-002	000	9,481.98
04/07/2023	GENF	8289(A)	CALEDONIA COMMUNITY SCHOOLS	DELQ TAX - INTEREST	230-002	000	810.98
				CHECK GENF 8289(A) TOTAL FOR FUND 703:			10,292.96
04/07/2023	GENF	8290(A)	FOREST HILLS PUBLIC SCHOOLS	DELQ TAX - OPER	230-002	000	4,935.78
04/07/2023	GENF	8290(A)	FOREST HILLS PUBLIC SCHOOLS	DELQ TAX - DEBT	230-002	000	5,458.64
04/07/2023	GENF	8290(A)	FOREST HILLS PUBLIC SCHOOLS	DELQ TAX - RECREATION	230-002	000	884.43
04/07/2023	GENF	8290(A)	FOREST HILLS PUBLIC SCHOOLS	DELQ TAX - INTEREST	230-002	000	294.54
				CHECK GENF 8290(A) TOTAL FOR FUND 703:			11,573.39
04/07/2023	GENF	8291(A)	GRAND RAPIDS COMMUNITY COLLEGE	DELQ TAX - GRCC	230-002	000	1,720.01
04/07/2023	GENF	8291(A)	GRAND RAPIDS COMMUNITY COLLEGE	DELQ TAX - INTEREST	230-002	000	263.15
				CHECK GENF 8291(A) TOTAL FOR FUND 703:			1,983.16
04/07/2023	GENF	8292(A)	KENT COUNTY TREASURER	DELQ TAX - OPERATING	230-002	000	4,159.13
04/07/2023	GENF	8292(A)	KENT COUNTY TREASURER	DELQ TAX - JAIL	230-002	000	2,661.72
04/07/2023	GENF	8292(A)	KENT COUNTY TREASURER	DELQ TAX - SENIOR	230-002	000	1,744.49
04/07/2023	GENF	8292(A)	KENT COUNTY TREASURER	DELQ TAX - VETERANS	230-002	000	174.23
04/07/2023	GENF	8292(A)	KENT COUNTY TREASURER	DELQ TAX - ZOO/MUSEUM	230-002	000	1,483.51
04/07/2023	GENF	8292(A)	KENT COUNTY TREASURER	DELQ TAX - CHILD	230-002	000	849.55
04/07/2023	GENF	8292(A)	KENT COUNTY TREASURER	DELQ TAX - INTEREST	230-002	000	883.27
				CHECK GENF 8292(A) TOTAL FOR FUND 703:			11,955.90
04/07/2023	GENF	8293(A)	KENT COUNTY TREASURER-SET	DELQ TAX - SET	230-002	000	1,005.56
04/07/2023	GENF	8293(A)	KENT COUNTY TREASURER-SET	DELQ TAX - INTEREST	230-002	000	117.74
				CHECK GENF 8293(A) TOTAL FOR FUND 703:			1,123.30
04/07/2023	GENF	8294(A)	KENT INTERMEDIATE SCHOOLS	DELQ TAX - KISD	230-002	000	5,481.63
04/07/2023	GENF	8294(A)	KENT INTERMEDIATE SCHOOLS	DELQ TAX - INTEREST	230-002	000	838.70
				CHECK GENF 8294(A) TOTAL FOR FUND 703:			6,320.33
04/13/2023	GENF	76109	USHA SINGH	DUE TO 41-19-16-326-001	275-000	000	2,315.15
				Total for fund 703 CURRENT TAX COLLECTION FUND			64,641.16
				TOTAL - ALL FUNDS			1,768,421.35

**1-INDICATES CHECK DISTRIBUTED TO MORE THAN ONE FUND

#-INDICATES CHECK DISTRIBUTED TO MORE THAN ONE DEPARTMENT

Transactions Log for Payroll Deductions

MONTH ENDING: April 2023

Direct Deposit

Date Submitted	<u>4/10/2023</u>	Transaction#	<u>NM22Y1FP2U</u>	Amount	<u>\$116,979.10</u>
Date Submitted	<u>4/24/2023</u>	Transaction#	<u>FTSLS9I4CU</u>	Amount	<u>\$107,580.78</u>
Date Submitted	_____	Transaction#	_____	Amount	_____

Deferred Comp

Date Submitted	<u>4/11/2023</u>	Transaction#	_____	Amount	<u>\$303.80</u>
Date Submitted	<u>4/24/2023</u>	Transaction#	_____	Amount	<u>\$150.00</u>
Date Submitted	_____	Transaction#	_____	Amount	_____

Payroll Taxes

Date Submitted	<u>4/10/2023</u>	Transaction#	<u>45919953</u>	Amount	<u>\$41,788.83</u>
Date Submitted	<u>4/24/2023</u>	Transaction#	<u>04986487</u>	Amount	<u>\$38,366.34</u>
Date Submitted	_____	Transaction#	_____	Amount	_____

HSA

Date Submitted	<u>4/10/23</u>	Transaction#	<u>E9VANX5MK6</u>	Amount	_____
Date Submitted	<u>4/24/23</u>	Transaction#	<u>OS7VDQR8PS</u>	Amount	<u>\$2,671.00</u>
Date Submitted	_____	Transaction#	_____	Amount	_____

ICMA RC

Date Submitted	<u>4/10/2023</u>	Transaction#	<u>BX435NUF11</u>	Amount	<u>\$770.71</u>
Date Submitted	<u>4/24/2023</u>	Transaction#	<u>WOR4KEIF5H</u>	Amount	<u>\$669.74</u>
Date Submitted	_____	Transaction#	_____	Amount	_____

MERS DB EE

Date Submitted	<u>4/24/2023</u>	Transaction#	_____	Amount	<u>\$6,103.87</u>
----------------	------------------	--------------	-------	--------	-------------------

MERS DB ER

Date Submitted	<u>4/24/2023</u>	Transaction#	_____	Amount	<u>\$24,261.00</u>
----------------	------------------	--------------	-------	--------	--------------------

MERS DC

Date Submitted	<u>4/11/2023</u>	Transaction#	<u>151</u>	Amount	<u>\$21,024.24</u>
Date Submitted	<u>4/24/2023</u>	Transaction#	<u>152</u>	Amount	<u>\$20,726.44</u>
Date Submitted	_____	Transaction#	_____	Amount	_____

MERS 457

Date Submitted	<u>4/11/2023</u>	Transaction#	<u>63</u>	Amount	<u>\$1,168.60</u>
Date Submitted	<u>4/24/2023</u>	Transaction#	<u>64</u>	Amount	<u>\$1,168.60</u>
Date Submitted	_____	Transaction#	_____	Amount	_____

Monthly Check Register – Gross

Date Submitted	<u>4-26-23</u>	Amount	<u>\$ 383,733.05</u>
----------------	----------------	--------	----------------------

Clerk's Office

Date _____

MEMORANDUM

To: Cascade Charter Township Board
From: Brian Hilbrands, Planning Director
Subject: Proposed Master Plan Amendment
Meeting Date: June 14, 2023

Included in your packet is a resolution that may be adopted to amend the Future Land Use map and Master Plan. As a reminder, at the April 12 meeting, the Township Board approved the proposed Master Plan amendment for distribution which started the required 42-day public review period.

The 42-day public review period has ended and the proposed amendment went back before the Planning Commission at the June 5 meeting for the required public hearing. Two comments were received during the review period and are included in the packet. At the public hearing an attorney representing the property owners of 5111 Thornapple River Drive and 6670 52nd Street spoke against the proposed amendment, and provided two additional documents which are also included in the packet.

A map of the proposed amendment to the Future Land Use map is attached. The amendment would change the Future Land Use designation of the highlighted area from Industrial to Rural Residential. The Rural Residential designation is described as follows:

The rural residential land use designation is intended to address the need for single-family development in rural and low-density patterns and provide opportunity for agricultural activity.

After holding the public hearing at the June 5 meeting, the Planning Commission determined that the area to be redesignated should extend slightly west from what was previously proposed, to include an area between 36th Street and the railroad extending west to an existing industrial use. I have included maps showing the original proposed amendment, and the revised amendment proposed by the Planning Commission. After discussion the Planning Commission recommended with a 5-1 vote that the proposed amendment to the Future Land Use map and Master Plan be adopted.

At this time the Township Board may either approve or reject the proposed amendment to the Master Plan. If the Board approves of the amendment, then you may adopt the resolution included in the packet. If you reject the proposed amendment, then the Board must submit a statement of its objections to the Planning Commission, the Planning Commission must revise the amendment to address those objections, and a new public hearing must be held.

Attachments: Township Board Resolution
Proposed Final Amendment to Future Land Use Map
Original Proposed Amendment to Future Land Use Map
Current Future Land Use Map
Public Comments Received
Documents Received at 6/5 PC Meeting

□A□□ADE □□A□□E□ □□□ N□□ □□

□□□N□□ □□ □EN□□M□□□ □□AN

□□ □□□□□□□□ N□□□□□□□□□□

At a regular meeting of the Township Board of Cascade Charter Township, held at the Cascade Township Library, on the _____ day of _____, 2023, at 7:00 p.m.

PRESENT: _____

ABSENT: _____

The following preamble and resolution were offered by Board Member _____ and seconded by Board Member _____.

□E□□□□□□□N □□ A□□□□□□E □□E AMENDED □□□ N□□ □□ MA□□E□ □□AN

WHEREAS, the Michigan Planning Enabling Act, MCL 125.3801 *et seq.* (“MPEA”) provides for the preparation and adoption of master plans and amendments therein for the use, development, and preservation of lands in the Township; and

WHEREAS, the Cascade Charter Township Planning Commission has undertaken an effort to evaluate and update the Township’s Master Plan and has prepared an amendment to the Township Master Plan; and

WHEREAS, on 4/12/23, the Township Board adopted a resolution asserting the Board’s right as a legislative body to approve or reject the Amendment;

WHEREAS, on or about 4/13/23 the Township mailed copies of the amendment to the Master Plan to the municipalities contiguous to the Township and other entities as required by the MPEA, thereby commencing the required 42-day comment period;

WHEREAS, on 5/25/23, the 42-day period for comment on the Amendment by the contiguous municipalities and others ended;

WHEREAS, on 6/5/23, the Planning Commission held a public hearing on the Master Plan and Future Land Use Map amendment, after publication and mailing of notice as required by law, and following the public hearing the commission members recommended that the Township Board approve the Master Plan amendment.

IT IS, THEREFORE, RESOLVED AS FOLLOWS:

1. The Township Board hereby approves the amendment to the 2019 Township Master Plan, submitted at this meeting of the Board.
2. The Township Board directs the Township Clerk to include this Resolution on the inside of the front or back cover of the Master Plan Amendment.
3. The Township Board expresses its appreciation to the Planning Commission for its efforts in the preparation of the Master Plan amendment. The Planning Commission secretary is requested to attend to the distribution of copies of the Master Plan amendment to the contiguous municipalities and the other entities entitled by law to receive such copies.
4. Upon this approval, the Master Plan is effective as of the date hereof.

AYES: _____

NAYS: _____

ABSENT/ABSTAIN: _____

RESOLVED AND ADOPTED

EXHIBIT A

I hereby certify that the above is a true copy of a resolution adopted by the Cascade Charter Township Board at the time, date, and place specified above pursuant to the required statutory procedures.

Date: _____, 2023

Susan Slater,
Cascade Charter Township Clerk


87192:00001:7138825-1

ADA TOWNSHIP

1200

Cascade Charter Township

Kent County, Michigan
Future Land Use

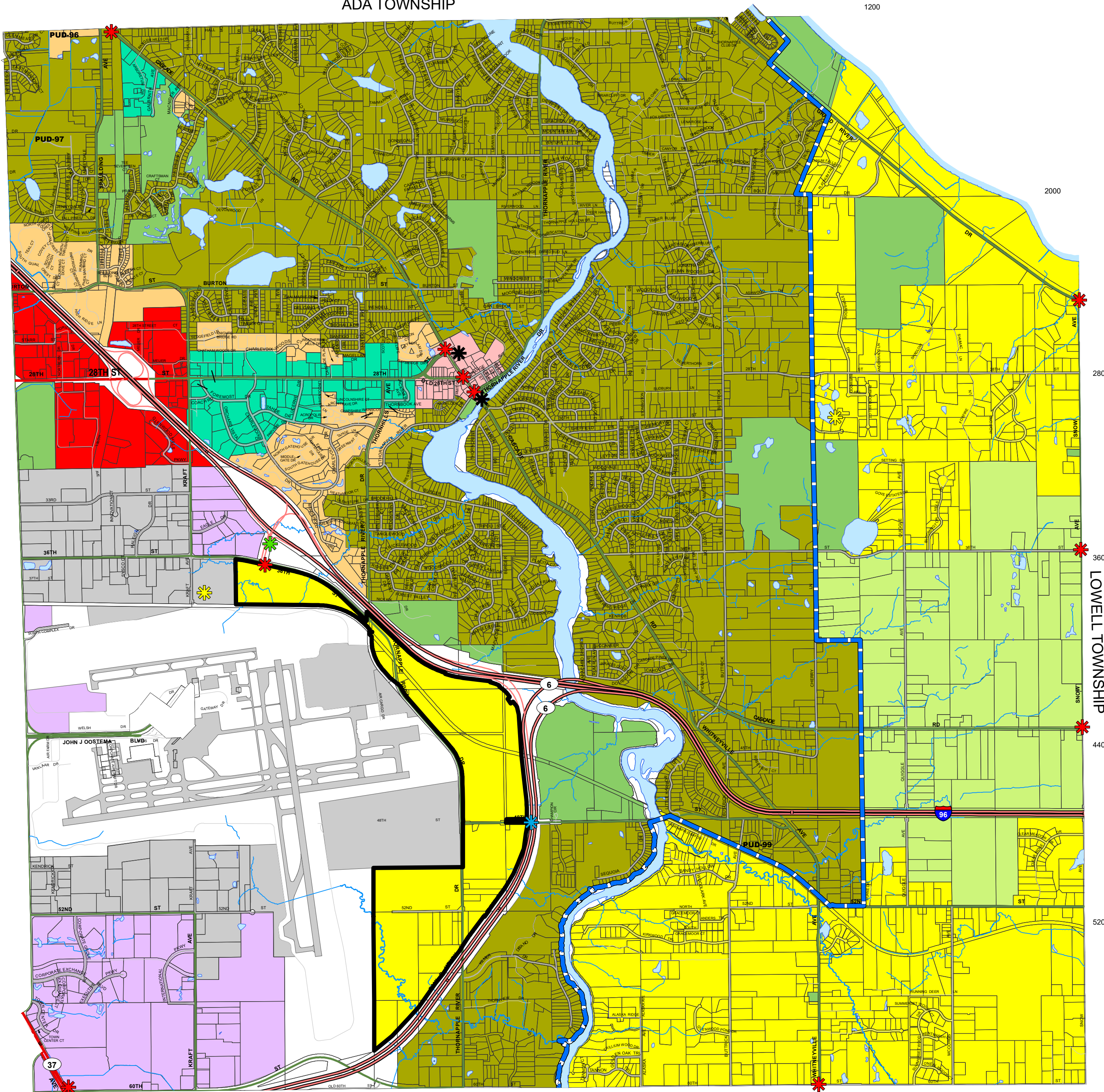


FUTURE LAND USE LEGEND

- Gateway
- Expressway Interchange
- Park 'N' Ride
- Rail Station
- Redevelopment Study
- Utility Service Area
- Farmland Preservation
- Rural Residential
- Suburban Residential
- Community Residential
- Cascade Village
- Community Mixed Use
- Highway Commercial
- Transitional Mixed Use
- Industrial
- Community Facility / Golf Course
- Proposed Change

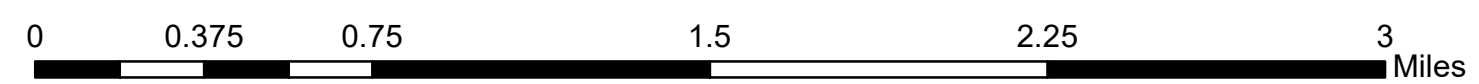
CITY OF KENTWOOD

LOWELL TOWNSHIP



4800 5600 6400 7200 8000 8800 9600

CALEDONIA TOWNSHIP




Proposed Final Amendment to Future Land Use Map Recommended by PC

ADA TOWNSHIP

1200

Cascade Charter Township

Kent County, Michigan
Future Land Use

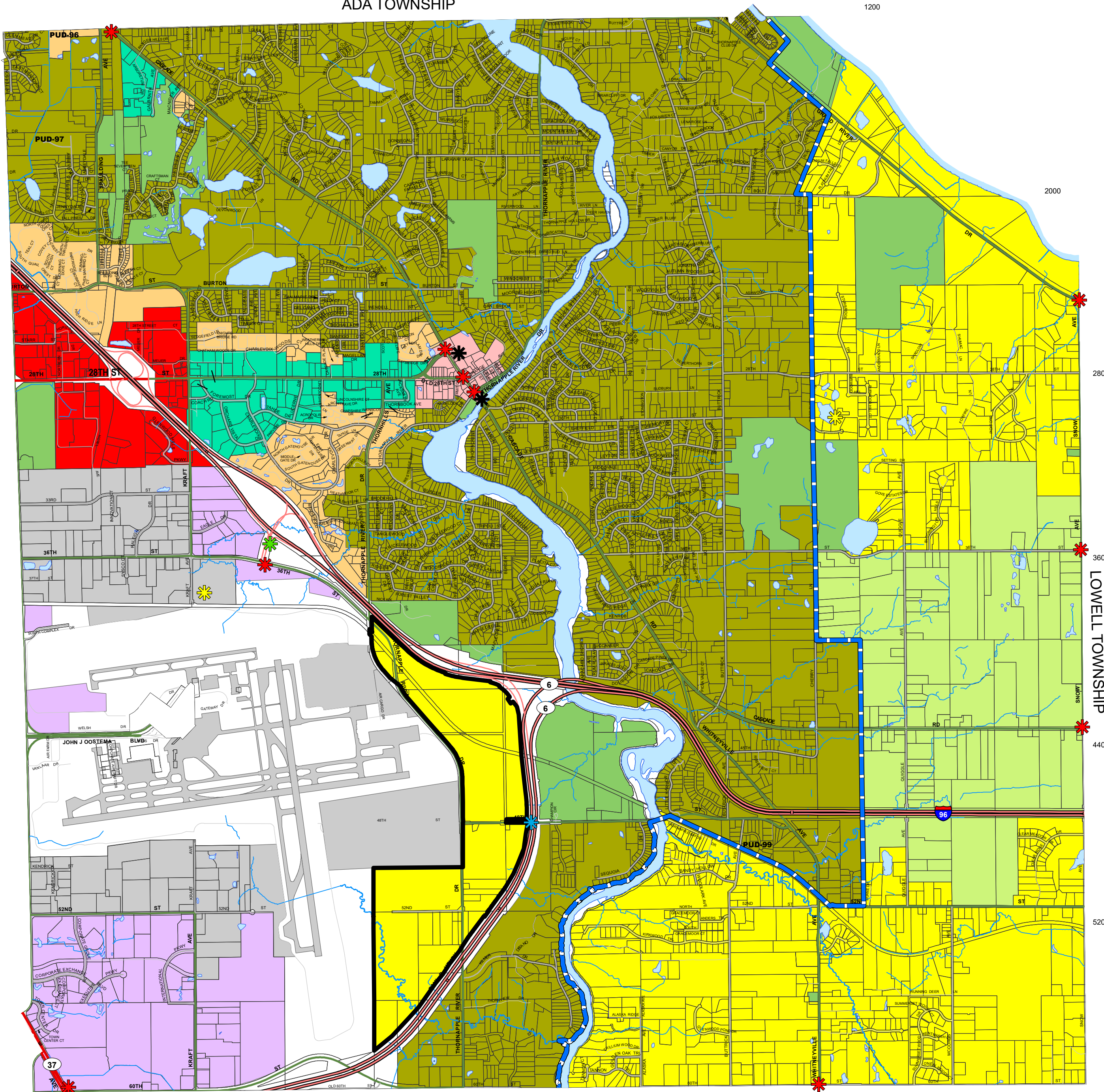


FUTURE LAND USE LEGEND

- Gateway
- Expressway Interchange
- Park 'N' Ride
- Rail Station
- Redevelopment Study
- Utility Service Area
- Farmland Preservation
- Rural Residential
- Suburban Residential
- Community Residential
- Cascade Village
- Community Mixed Use
- Highway Commercial
- Transitional Mixed Use
- Industrial
- Community Facility / Golf Course
- Proposed Change

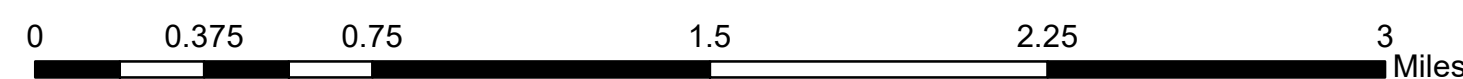
CITY OF KENTWOOD

LOWELL TOWNSHIP



4800 5600 6400 7200 8000 8800 9600


CALEDONIA TOWNSHIP



Original Proposed Amendment to Future Land Use Map

Cascade Charter Township

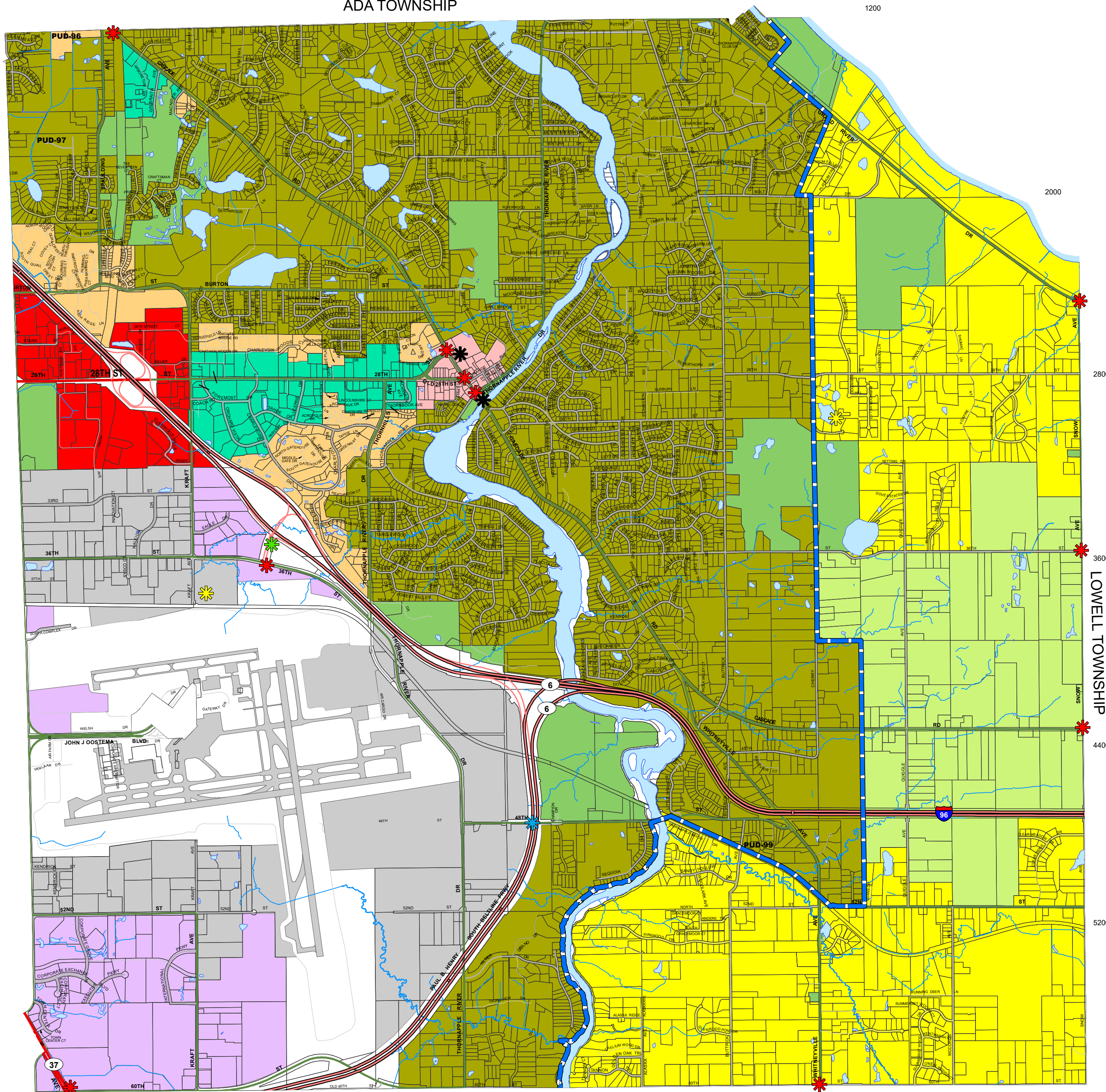
Kent County, Michigan
Future Land Use



Future Land Use Legend

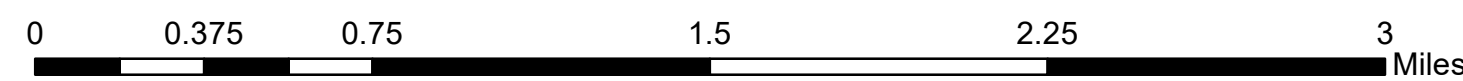
- Utility Service Area
- Gateway
- Expressway Interchange
- Park 'N' Ride
- Rail Station
- Redevelopment Study
- Farmland Preservation
- Rural Residential
- Suburban Residential
- Community Residential
- Cascade Village
- Community Mixed Use
- Highway Commercial
- Transitional Mixed Use
- Industrial
- Community Facility / Golf Course

Current Future Land Use Map



CITY OF KENTWOOD

LOWELL TOWNSHIP





STATE OF MICHIGAN
DEPARTMENT OF TRANSPORTATION
LANSING

GRETCHEN WHITMER
GOVERNOR

BRADLEY C. WIEFERICH
ACTING DIRECTOR

May 23, 2023

Mr. Brian Hilbrands
Township Planning Director
Cascade Charter Township
5920 Tahoe Drive, SE
Grand Rapids, Michigan 49546

Re: Master Plan and Future Land Use Map

Dear Mr. Hilbrands:

Thank you so much for the opportunity to review the potential changes to zoning around the vicinity of the Gerald R Ford International Airport. After our review of the proposed Cascade Charter Township future land use plans, we have some concerns.

The Michigan Zoning Enabling Act, Act 110 of 2006 requires that local zoning officials incorporate the Airport Approach Plan (AAP) at the time of the next master plan/ordinance update. The Zoning Enabling Act does not require that non-conforming sections of the ordinance be modified to be consistent with the AAP; however, it does require the ordinance shall not become any more inconsistent.

“125.3203 (1) The zoning ordinance shall be based upon a plan designed to promote the public health, safety, and general welfare, to encourage the use of lands in accordance with their character and adaptability, to limit the improper use of land, to conserve natural resources and energy, to meet the needs of the state's residents for food, fiber, and other natural resources, places of residence, recreation, industry, trade, service, and other uses of land, to insure that uses of the land shall be situated in appropriate locations and relationships, to avoid the overcrowding of population, to provide adequate light and air, to lessen congestion on the public roads and streets, to reduce hazards to life and property, to facilitate adequate provision for a system of transportation, sewage disposal, safe and adequate water supply, education, recreation, and other public requirements, and to conserve the expenditure of funds for public improvements and services to conform with the most advantageous uses of land, resources, and properties. The zoning ordinance shall be made with reasonable consideration to the character of each district, its peculiar suitability

for particular uses, the conservation of property values and natural resources, and the general and appropriate trend and character of land, building, and population development.

(2) If a local unit of government adopts or revises a plan required under subsection (1) after an airport layout plan or airport approach plan has been filed with the local unit of government, the local unit of government shall incorporate the airport layout plan or airport approach plan into the plan adopted under subsection (1).

(3) In addition to the requirements of subsection (1), a zoning ordinance adopted after March 28, 2001 shall be adopted after reasonable consideration of both of the following:

(a) The environs of any airport within a district.

(b) Comments received at or before a public hearing under section 306 or transmitted under section 308 from the airport manager of any airport.

(4) If a zoning ordinance was adopted before March 28, 2001, the zoning ordinance is not required to be consistent with any airport zoning regulations, airport layout plan, or airport approach plan. A zoning ordinance amendment adopted or variance granted after March 28, 2001 shall not increase any inconsistency that may exist between the zoning ordinance or structures or uses

and any airport zoning regulations, airport layout plan, or airport approach plan. This section does not limit the right to petition for submission of a zoning ordinance amendment to the electors under section 402 or the right to file a protest petition under section 403. “

The overall concept of the amendment to the State Zoning Acts, was to “grandfather” in the current zoning ordinance of the zoned political subdivision. The amendment did not call for existing zoning ordinances to be repealed and readopted to become compliant with the AAP. The intent is to assure that any future Master Plans will incorporate the AAP. Also, subsection four of the amendment requires that any variance request or Zoning Ordinance update or change cannot make the ordinance *any more inconsistent* with the AAP. MCL 125.3203 (4)

The airport also has additional protection. They adopted Airport Zoning under authority of the Airport Zoning Act, Act 23 of 1950, back in 1961, revised in 1995 and again in 2015 (please see attached). Airports that are licensed for public use and are also publicly owned are empowered by the Airport Zoning Act to establish, adopt, administer and enforce airport zoning regulations limiting the height of structures and objects of natural growth and use of property in the vicinity of the airport. Airport Zoning ordinances adopted under the authority of this Act have the same power and effectiveness as more common ordinances adopted by Counties, Townships, Cities and Villages. Airport Zoning ordinances commonly control the area surrounding the airport for up to 10 miles. It is common for Airport Zoning Ordinances to “overlap” the jurisdiction of other zoned political subdivisions.

With the ordinance in place, any zoning within 10 miles of the airport cannot be changed unless adopted by the Michigan Airport Zoning Board. Have the potential amendments been brought to the attention of the Airport Zoning Board for their approval or comments? In Section 259.449 of this ordinance, Sec. 19: No airport zoning regulations shall be adopted, amended, or changed under this act except by action of the governing body of the political subdivision in question after a public hearing in relation thereto, at which parties in interest and citizens shall have an opportunity to be heard. At least 15 days' notice of the hearing shall be published in a newspaper of general circulation, in the political subdivision or subdivisions in which is located wholly or partly, the airport hazard area to be zoned, or, if no newspaper is generally circulated in any such political subdivision, then in a newspaper of general circulation in the county in which such political subdivision is located.

Thank you for time. If you have any additional questions please feel free to reach out to me at 517-281-7790 or moorej55@michigan.gov.

Sincerely,



Jennifer Moore
Planning and Zoning Specialist
Michigan Department of Transportation
Office of Aeronautics

Enclosures



May 25, 2023

Mr. Brian Hilbrands
Cascade Township Planning Director
Cascade Charter Township
5920 Tahoe Drive SE
Grand Rapids, Michigan 49546-7123

RE: Proposed Future Land Use Map Changes

Brian,

I am writing today on behalf of the Gerald R. Ford International Airport Authority to respectfully express the Authority's concerns regarding certain proposed changes to the Township's Future Land Use Map.

By way of background, I understand that the Township is considering a modification to the future land use designation of the real property located generally easterly of the Airport and westerly of I-96/M-6, which would change the subject property's present "Industrial" designation to "Rural Residential" designation. The Authority believes that it is crucial to highlight the incompatible and potentially negative implications of these proposed changes.

The proposed modifications would facilitate new or ongoing residential uses in areas immediately adjacent to the Airport. This shift in land use planning does not align with common practice and regulatory guidance regarding compatible land uses in the vicinity of airports. Specifically, Table 2-3 of the Federal Aviation Administration's (FAA) Advisory Circular 150/5190-4B 'Airport Land Use Compatibility Planning' makes it clear that residential land use is not compatible with airport operations. Fostering residential development in close proximity to the Airport presents significant challenges and risks which can be effectively mitigated with prudent and compatible land use planning.

In contrast, the current Future Land Use Map, which designates the areas in question for industrial development, presents a prudent approach. Industrial land use minimizes the potential for land use conflicts with the Airport and ensures compatibility between airport operations and the surrounding community. By maintaining this designation, the Township can promote economic growth, attract businesses, and capitalize on the strategic advantages of having an Airport in the Township. Further, the I-96 / M-6 corridor provides a natural breakpoint and a buffer between airport/industrial and rural residential uses, which is presumably why that corridor was initially chosen as a breakpoint many years ago.

In light of the aforementioned concerns, the Authority kindly requests that the Township reconsider the proposed changes to the Future Land Use Map. Instead, it recommends maintaining the current designation for industrial development immediately adjacent to the Airport, which will promote compatible land use. The current FAA approved future airport land use drawing is included in the

attached FAA approved Airport Layout Plan (sheet 22 of 30) for reference and represents how property owned by Kent County and committed to airport use has been protected from non-compatible uses. Also attached for reference are the current Airport Zoning Ordinance and Airport Zoning Plans enacted pursuant to the Michigan Airport Zoning Act (PA 23 of 1950, as amended). In accordance with MCL 125.3203, the attached Airport Layout Plan and Airport Approach Plan must be incorporated into the township Master Plan as a part of any amendment.

In closing, it is important to clarify that the Authority's comments are focused solely on sound land use planning in the vicinity of the Airport and should not be interpreted to suggest that local zoning regulation applies to the Airport.

Thank you for your attention to this matter. The Authority appreciates the Township's dedication to responsible land use planning and its commitment to considering the concerns of all stakeholders. Should you require any additional information or wish to discuss this matter further, please do not hesitate to contact me.

Sincerely,



Casey Ries, P.E.
Engineering and Planning Director

Enclosures: Airport Layout Plan (October 2019), Airport Zoning Ordinance (May 2015), Airport Zoning Plans (March 2015)

Protest Petition of Effected Property Owners Regarding Cascade Township Planning Commission's Proposed Amendment to the Cascade Township Master Plan

WHEREAS, Cascade Township's current Master Plan indicates that the Township intends future use of certain properties as Industrial Zoning (the "Master Plan" **Exhibit A**);

WHEREAS, on February 6, 2023, the Cascade Township Planning Commission voted to recommend the Township Board approve an amendment to the Master Plan that would change the planned use of the properties from Industrial Zoning to Agricultural Zoning (the "Proposed Master Plan Amendment");

WHEREAS, the Cascade Township Planning Commission has recommended or intends to recommend that the Township Board vote and approve the Proposed Master Plan Amendment;

WHEREAS, the undersigned parties are real property owners effected by the Proposed Master Plan Amendment (the "Effected Property Owners");

WHEREAS, the undersigned Effected Property Owners believe the Proposed Master Plan Amendment is arbitrary, capricious, and without good reason;

WHEREAS, the undersigned Effected Property Owners believe the Proposed Master Plan Amendment would adversely and negatively impact their property interests, financial interests, and anticipated property interests;

WHEREAS, the undersigned Effected Property Owners expect and desire their properties to be responsibly developed over time as the current Master Plan provides;

NOW THEREFORE, the Effected Property Owners request that the Cascade Township Board of Trustees reject the Planning Commission's Proposed Master Plan Amendment and allow responsible industrial development of the effected properties over time as has been the plan for the last approximately twenty years.

Respectfully submitted and signed by:

[Signatures on the following page(s)]

Marty Hilbrands 2/21/23

Marty Hilbrands
Acting on Behalf of the Willis A Hilbrands Trust
Owner of Parcel(s):
41-19-33-100-028

Max Smith

Max Smith
Owner of Parcel(s):
41-19-33-100-003
41-19-33-100-016
41-19-33-100-009
41-19-33-100-020

Daniel M. Helmholdt

HF Five LLC
By: Daniel Helmholdt
Its: President
Owner of Parcel(s):
41-19-28-400-019

Jada Ventures, LLC
By: Jamal Aquel
Its: Member
Owner of Parcel(s):
41-19-33-100-014

Greg Bol

DEG Development Co. LLC
By: Greg Bol
Its: Member
Owner of Parcel(s):
41-19-28-300-020

A handwritten signature in black ink, appearing to read "Jamal Aquel", written over a horizontal line.

Jada Ventures, LLC

By: Jamal Aquel

Its: Member

Owner of Parcel(s):

41-19-33-100-014

Greater Grand Rapids

Industrial Market Demand Summary

SUMMARY

The greater Grand Rapids area continues to be one of the fastest growing areas in the state of Michigan, as well as the Midwest. The city of Grand Rapids, and its surrounding metro area, have become a target of investment and economic growth for developers and businesses around the country.

We continue to receive business expansion and relocation inquiries (RFIs/RFPs) to which we have no available industrial inventory to offer. This means that, on a regular basis, the greater Grand Rapids area is losing out on business growth opportunities that will contribute to its long-term economic prosperity.

The Right Place and MEDC Business RFI Inquiries since January 2022:

- **148 total inquiries**
- **Acreage (Avg): 255 ac.**
- **Sq./Ft. (Avg): 172,000 sq./ft.**

As demand for commercial and industrial space continues to grow, and the market continues to tighten, land has become a more popular option for businesses looking to grow and relocate in West Michigan. However, ready to develop land has become scarce, especially in the highly sought after industrial corridors around the region. Businesses and developers are all running into challenges finding appropriately zoned land with necessary utilities for development.

Solving issues like utility and zoning challenges as well as Class A roads will also be necessary moving forward these issues should be of greater concern for the industrial market than interest rates or construction costs.

“The industrial market in West Michigan continues to thrive despite challenging economic conditions. The challenges industrial users face are not sustainable long term and have many wondering what major disruptions will continue and how long they will last. Almost every manufacturer is running into expansion issues with market vacancies less than 1.66%. Those looking to build new in hopes of curbing that lack of vacancy continue to experience record high construction costs and little available land located in the premier corridors. Both challenges have resulted in very few buildings going vertical locally. The West Michigan industrial market will continue to tighten, making it extremely difficult for industrial users to find adequate space.”

Advantage Commercial Real Estate 2022 Third Quarter Market Trends Report

Q4 2022 Average Industrial Vacancy Rate: 3.0%

(JLL – West Michigan Industrial Insights)

Q3 2022 Average Industrial Vacancy Rate: 1.66%

(Advantage Commercial Real Estate)

Q4 2022 Average Industrial Vacancy Rate: 1.9%

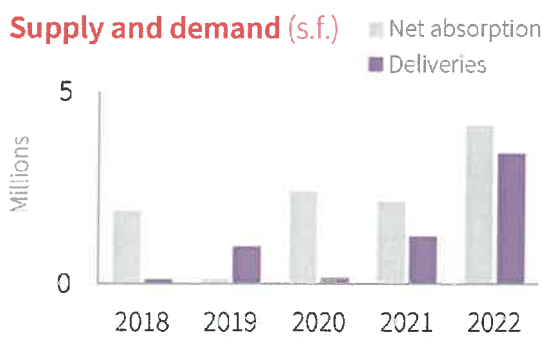
(NAI Wisinki of West Michigan)



NAI Wisinki of West Michigan – Q4 2022 West Michigan Industrial Report

As we look ahead, **leaders in West Michigan we need to implement major changes to keep up with the momentum of the industrial market.** Attracting businesses of scale to our market will require new strategies, something necessary to create local opportunities period until demand decreases, adaptive reuse for land and space is a creative concept that users may implement in the future. The recent announcement of the DeltaPlex redevelopment is an example of this, as space and land are limited.

Moving forward, we don't see this trend slowing anytime soon. **Land constraints will continue to be experienced across every sector of the market, and the challenges will require the need for extensive infrastructure build outs throughout the region.** Conversations and planning about infrastructure funding have already begun, however, local, regional, and state organizations will need to evaluate this necessity for continued market growth and the development of new projects and job creation in local communities.



JLL – West Michigan Industrial Insights



CASCADE CHARTER TOWNSHIP

5920 Tahoe Drive SE Grand Rapids, Michigan 49546-7140

Date: May 25, 2023
To: Cascade Township Board
From: Supervisor Grace Lesperance
Subject: **Parks Committee Appointment**

Below you will find the appointment needed to fill Treasurer Korstange's seat on the Parks Committee. Bill Otten's resume is attached and you will see that he is a well-qualified candidate who will enhance the committee's knowledge base and promote their mission of preserving and protecting the township's natural resources.

<u>Name</u>	<u>Term</u>
Bill Otten	Three-year Term (Remainder of term to expire 12-31-24)

Bill Otten

Senior Product / Program Manager (ret) President Rogue River Watershed Partners

An outdoor enthusiast looking to blend his professional experience and love for the outdoors in opportunities to preserve and protect the environment.

PROFESSIONAL EXPERIENCE

PRODUCT/PROGRAM MANAGER GE AEROSPACE 1987-PRESENT

Product, program, and project management professional skilled in Program Execution, Product Line Development, Requirements Management, Engineering Management, Earned Value Management and Engineering. Currently a re-hired pensioner working ¼ time in support of the Flight Recorder Product Line.

VOLUNTEER EXPERIENCE

PRESIDENT ROGUE RIVER WATERSHED PARTNERS 2021 – PRESENT

Leading the 501(c)3 organization as it strives to protect, preserve, and promote the Rogue River in Western Michigan. Recently completed execution of a 2022 EGLE Watershed Support Grant that included increased education and implementation of riparian buffer and agricultural no-till planting practices.

MODERATOR EAST CONGREGATIONAL CHURCH 2014-2016

Vice Moderation from 2014-2016, Moderator 2016-2018. Lay leader of the various boards and committees of the church.

OTHER VOLUNTEER ACTIVITIES

Family Promise of West Michigan
Trout Unlimited
Flat River Outreach Ministries

EDUCATION

Michigan State University (Graduate Studies in Electrical Engineering)
University of Michigan, BSEE
Calvin College of Engineering (pre-engineering)

CONTACT INFORMATION

