

**AGENDA
CASCADE CHARTER TOWNSHIP
REGULAR BOARD MEETING**

Wednesday, February 8, 2017

7:00 P.M.

Cascade Branch of the Kent District Library, Wisner Center
2870 Jacksmith, S.E.

Expected Meeting Procedures

1. During public comments you may speak on any item not noted on the agenda for a public hearing.
2. Please limit comments to 3 minutes per person and the Board may or may not choose to respond.
3. Please limit your comments to a specific issue.
4. Please turn OFF cellular phones.

- Article 1. Call to Order, Roll Call**
- Article 2. Pledge of Allegiance to the Flag**
- Article 3. Approval of Agenda**
- Article 4. Presentations/Public Comments (limit comments to 3 minutes)**
- Article 5. Approval of Consent Agenda**
- a. Receive and File Various Meeting Minutes
 1. Regular Township Board Minutes for 1/25/17.
 2. Regular DDA Minutes for 11/15/16.
 - b. Receive and File Reports
 1. Building Department Monthly Report for January, 2017.
 - c. Education Requests
 1. Vince Milito – MIAM Spring Conference – Clare, MI – April 27-28, 2017.
- Article 6. Financial Actions**
- a. Consider Approval of December, 2016 General/Special Funds.
 - b. Consider Approval of January, 2017 Payroll, Payables and Transfers.
- Article 7. Unfinished Business**
- Article 8. New Business**
006-2017 Consider Approval of Bid for the Thornapple River Dr. Utility/Road Project.
- Article 9. Public Comments on any other matters. (limit comments to 3 minutes)**
- Article 10. Manager Comments**
- Article 11. Board Member Comments**
- Article 12. Adjournment**

**MINUTES OF THE
CASCADE CHARTER TOWNSHIP
REGULAR BOARD MEETING**

Wednesday, January 25, 2017
7:00 P.M.

Article 1. Supervisor Beahan called the meeting to order at 7:00 p.m.
Present: Supervisor Beahan, Treasurer Peirce, Clerk Slater, Trustee Koessel, McDonald,
Lewis and Shipley.
Absent: None
Also Present: Manager Swayze and those listed on Supplement #1.

Article 2. Supervisor Beahan led the Pledge of Allegiance to the Flag.

Article 3. Motion was made by Trustee Lewis and supported by Trustee Shipley to approve the Agenda as presented. Motion carried unanimously.

Article 4. Presentations/Public Comments (limit comments to 3 minutes)

Article 5. Approval of Consent Agenda

- a. Receive and File Various Meeting Minutes
 - 1. Regular Township Board Minutes for 1/11/17.
 - 2. Planning Commission Minutes for 12/5/16 & 1/09/17.
 - 3. Zoning Board of Appeals Minutes for 10/11/16.
- b. Receive and File Reports
 - 1. Building Department Yearly overview, 2016.
 - 2. Fire Department November/December, 2016 Month-end Report.
- c. Education Requests
 - 1. Jim Mac Donald – Introduction to Leadership – Grand Rapids – 2/13/17.
- d. Receive and File Communications
 - 1. Comcast – Price Changes
 - 2. Charter Communications – Broadband service.
 - 3. Memo from Treasurer Peirce – Financial Institutions in which the Township funds are placed.

Motion was made by Trustee Koessel and supported by Trustee Lewis to approve the Consent Agenda as presented. Motion carried unanimously.

Article 6. Financial Actions

- a. **Consider Approval of December, 2016 Payables, Payroll and Transfers.**
Motion was made by Trustee Koessel and supported by Trustee Shipley to approve the December, 2016 Payables, Payroll and Transfers. Discussion followed. Motion carried unanimously.

Article 7. Unfinished Business

Article 8. New Business

- 005-2017. Consider Approval of Everstream METRO Act Right of Way Permit Application.**
Manager Swayze reviewed the permit with the Board. Motion was made by Trustee Shipley and supported by Trustee Koessel. Motion carried unanimously.

Article 9. Public Comments on any other matters. (limit comments to 3 minutes)
Community Policing Officer Deputy Roe was present to update the Board on happenings in Cascade Township.

Article 10. Manager Comments
Manager Swayze offered the following comments:

- Thank all the Boardmembers that came to the meeting last night. The meeting was very productive.
- Also had a very productive meeting with the Schoolhouse Creek residents last week. We need to begin to negotiate our easements.

Article 11. Board Member Comments

Trustee Shipley offered the following comments:

- The meeting last night went very well compared to the last large meeting we had. I want to re-iterate we need to address those concerns that were brought up by the residents...most notably traffic, parking and security.
- I would like to see the transferring of more of the responsibility for the bus run go to the DDA.

Trustee Koessel offered the following comments:

- I don't disagree with Trustee Shipley's comment regarding the bus.
- I really think we need to push the County a little bit more on the no right hand turn from Thornapple River Dr. onto Cascade.
- Jack, Rob and I are meeting on Friday morning to finish Ben's review. When received, please review and make any changes if need be and send it back ASAP.

Treasurer Peirce offered the following comments:

- I agree with Trustee Koessel and taking the no right hand turn on red issue to a "higher level".
- I also agree the DDA should be putting up more for the bus.
- If Mr. Carey want to call us "crooks", I would appreciate if he could spell my name correctly.

Trustee Lewis offered the following comments:

- I also agree with Trustee Koessel regarding the no right hand turn.
- I will not be here until the month of February.

Article 12. Adjournment

Motion was made by Treasurer Peirce and supported by Trustee Lewis to adjourn. Motion carried unanimously.

Meeting adjourned at 7:18 p.m.

Respectfully submitted,

Denise M. Biegalle
Deputy Clerk

Approved by:

Ron Goodyke, Clerk

Robert S. Beahan, Supervisor

MINUTES
Cascade Charter Township
Downtown Development Authority Board of Directors
Tuesday, November 15, 2016
5:30 P.M.
Cascade Library – Wisner Center

ARTICLE 1. Chairman Huhn called the meeting to order at 5:30 P.M.
Members Present: Huhn, Beahan, Kingsland, Pupilava, Ridings, Rowland, Siegle, and Smith
Members Absent: Stephan
Others Present: DDA Director Sandra Korhorn, and those listed on the sign in sheet.

ARTICLE 2. Approve the current Agenda.

Motion was made by Member Pupilava to approve the Agenda. Supported by Member Ridings. Motion carried 8 to 0.

ARTICLE 3. Approve the Minutes of the August 16, 2016 Meeting.

Motion was made by Member Beahan to approve the Minutes as presented. Support by Member Pupilava. Motion carried 8 to 0.

ARTICLE 4. Acknowledge visitors and those wishing to speak to non-agenda items.

No one came forward.

ARTICLE 5. Consider Centennial Business Park Banners

Director Korhorn stated that representatives from Centennial Business Park were present at the August meeting and presented some examples of banner designs they were considering for the business park. They have come up with a final design and would like to use the banners to market the park as well as potentially using them for wayfinding throughout the park. The business park association will pay for the purchase of the banners. The Township will install, remove, and store the banners. While this is not an expense for the DDA, the DDA should “sign off” on the design of the banners as they will be placed in the Centennial Park development area, which is located in the DDA district.

Mr. Kasmauskis came forward to make a presentation of the final design for the banners.

Discussion followed.

Motion was made by Member Rowland to accept the presented design and installation of same. Supported by Member Siegle. Motion carried 8-0.

ARTICLE 6. Update on Public Transportation and Consider Revision of Cost Allocation.

Mr. Ben Swayze, Township Manager, came forward and made a presentation concerning the 3-year pilot program of the line haul bus service on 28th Street through The Rapid. Most importantly, Mr. Swayze, on behalf of the Township Finance Committee, is asking the DDA to incur a larger share of the cost of the service. Initially, the Township General Fund would cover 75% of the cost of the service and the DDA would cover 25% of the service. Given the documented benefit of the service to the businesses of the DDA, the Finance Committee is now recommending the DDA cover 75% of the cost of the service and the Township General Fund cover 25% of the cost of the service.

Lengthy discussions followed concerning the benefits of the project, the ridership data, any businesses who are contributing to the cost and other funding options besides the DDA.

It was suggested that an ad hoc committee be put together consisting of the DDA Board and the Township Board to discuss the benefits of the service and options for funding. Board Members Kingsland, Siegle and Pupilava volunteered to be on this committee. Member Beahan will be a representative for both the DDA and the Township Board.

ARTICLE 7. Consider 2017 Meeting Schedule

Motion was made by Member Pupilava to support the 2017 meeting schedule as presented. Supported by Member Kingsland. Motion carried 8-0.

ARTICLE 8. Any other business.

- a. Library Gathering Space Plan. There will be a public meeting on January 24, 2017 from 5:30 – 7:00 p.m. to look at the plan.
- b. Update on Planning Activities.

ARTICLE 9. Adjournment.


Motion was made by Member Rowland to adjourn. Supported by Member Siegle. Motion carried 8 to 0. The meeting was adjourned at 6:45 p.m.

Respectfully submitted,
Diana Kingsland, Secretary

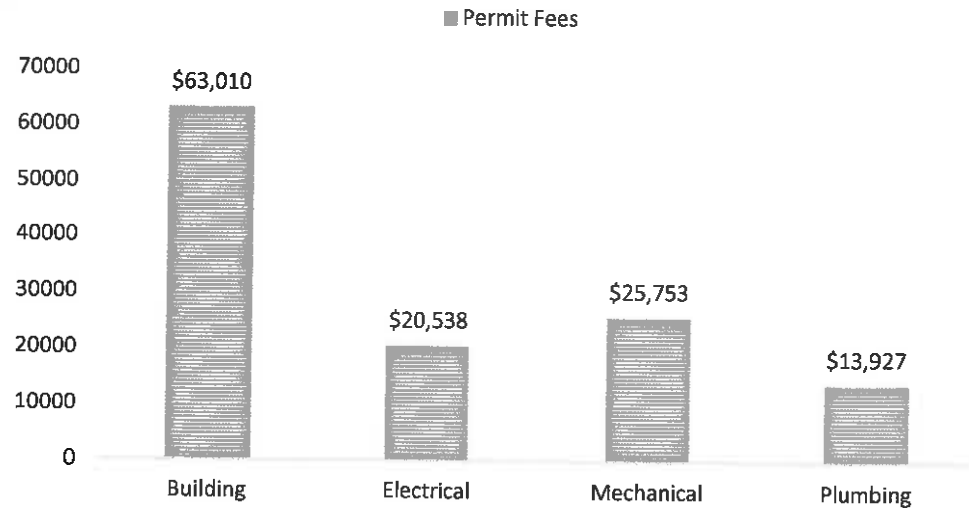
Cascade Inspection Services

JANUARY 2017


Permit Fees by Type




PERMIT FEES - 2017 YTD



Permit Fees by Municipality



PERMIT FEES - 2017 YTD



Township	#of Per	Building	#of Per	Electrical	# of Per	Mechanical	# of Per	Plumbing	Total Permits	Total Fees
PREV YTD TOTAL										
JANUARY										
Cascade	34	\$27,660.00	36	\$5,437.00	46	\$5,210.00	20	\$2,160.00	136	\$40,467.00
Lowell Twp	4	\$450.00	7	\$1,155.00	7	\$710.00	3	\$517.00	21	\$2,832.00
Ada	23	\$9,079.00	16	\$2,504.00	32	\$3,425.75	11	\$1,201.00	82	\$16,209.75
Vergennes			4	\$948.00	12	\$2,010.00	3	\$683.00	19	\$3,641.00
GR Twp	20	\$8,919.00	21	\$3,525.00	35	\$4,185.25	20	\$3,133.00	96	\$19,762.25
EGR	21	\$16,316.00	12	\$1,515.00	20	\$2,045.00	17	\$1,912.00	70	\$21,788.00
Plainfield			24	\$4,087.00	61	\$7,327.00	24	\$3,800.00	109	\$15,214.00
City of Lowell	5	\$586.00	9	\$1,367.00	6	\$840.00	5	\$521.00	25	\$3,314.00
MONTH TOTAL	107	\$ 63,010.00	129	\$ 20,538.00	219	\$ 25,753.00	103	\$ 13,927.00	558	\$123,228.00

YTD 2017	107	\$ 63,010.00	129	\$ 20,538.00	219	\$ 25,753.00	103	\$ 13,927.00	558	\$ 123,228.00
TOTAL-2016	1475	\$529,552.24	1992	\$310,463.00	3217	\$383,718.00	1404	\$190,762.00	8088	\$1,414,495.24
TOTAL-2015	1510	\$665,025.51	1948	\$327,865.00	3070	\$385,822.30	1361	\$216,089.00	7889	\$1,594,801.81
TOTAL-2014	1354	\$615,191.80	1780	\$297,971.00	2860	\$359,989.90	1257	\$196,553.00	7251	\$1,469,705.70
TOTAL-2013	1241	\$644,712.00	1667	\$288,442.06	2583	\$334,045.70	969	\$142,474.00	6460	\$1,409,673.76
TOTAL-2012	1,122	\$511,272.00	1,349	\$188,766.99	2,134	\$247,625.30	835	\$118,335.00	5,440	\$1,065,999.29
TOTAL-2011	949	\$410,550.75	990	\$148,549.50	1585	\$189,180.10	753	\$111,023.00	4277	\$859,303.35
TOTAL-2010	850	\$309,779.00	1330	\$162,994.00	1644	\$188,927.25	625	\$94,790.00	4449	\$756,490.25
TOTAL-2009	712	\$222,039.00	875	\$125,848.00	1313	\$149,101.75	554	\$74,397.00	3463	\$571,382.75
TOTAL-2008	848	\$582,100.75	1043	\$147,674.00	1348	\$164,271.30	697	\$91,695.00	3933	\$951,266.55
TOTAL-2007	1032	\$336,749.55	1069	\$137,857.00	1447	\$151,002.60	778	\$98,270.00	4326	\$723,879.15
TOTAL-2006	1181	\$481,673.30	1547	\$215,121.00	2147	\$243,076.90	1243	\$162,020.00	5173	\$940,523.41
TOTAL-2005	1032	\$419,355.30	1369	\$191,694.00	1874	\$211,234.15	1111	\$144,926.00	5386	\$967,209.45

CASCADE CONSOLIDATED FEES

YEAR 2016

MONTH	Building Comm.	Building Residential	Electrical	Mechanical	Plumbing	TOTAL
JANUARY						
FEBRUARY	\$20,215.00	\$7,445.00	\$5,437.00	\$5,210.00	\$2,160.00	\$40,467.00
MARCH						
APRIL						
MAY						
JUNE						
JULY						
AUGUST						
SEPTEMBER						
OCTOBER						
NOVEMBER						
DECEMBER						
YEAR END TOTAL	\$20,215.00	\$7,445.00	\$5,437.00	\$5,210.00	\$2,160.00	\$40,467.00
PERMIT # FOR MONTH	9	25	36	46	20	136
PREV PERMIT TOTAL						
PERMIT TOTAL FOR YR	9	25	36	46	20	136
YEAR TO DATE	2017	\$40,467.00				
YEAR TO DATE	2016	\$21,598.75				
OVER	\$18,868.25					

CASCADE SINGLE FAMILY HOMES

Number of Permits	JANUARY	YTD 2017	2016	2015	2014	2013
New Residential Homes	5	5	56	62	154	74
VALUE - RESIDENTIAL	\$ 2,153,187.00	\$ 2,153,187.00	\$ 24,019,640.00	\$ 26,706,215.00	\$ 39,466,458.00	\$ 30,714,184.00

Cascade Twp -Permit Report by Category/ Fee

1/1/2017 12:00:0 to 1/31/2017 12:00:

Permit	Applicant	Address	Issue Date	Project Value	Permit Fee	Work Description
Res. Single Family						
PB17000005	HERBERT BRIAN D	7501 TANNON TRL SE	01/04/2017	331,345	859.00	RESIDENCE
PB17000001	SHURLOW CUSTOM H	7981 CLYDESDALE DR SE	01/06/2017	390,000	873.00	RESIDENCE W/DECK
PB17000024	ENGELSMA HOMES L	5700 MANCHESTER HILLS DR S	01/13/2017	800,000	937.00	RESIDENCE W FINISHED BASEMI
PB17000074	MAKUSKI BUILDERS I	7917 TANNENBAUM DR SE	01/13/2017	425,000	973.00	RESIDENCE W/FINISHED BASEMI
PB17000091	KBH HOMES LLC	2517 LINDA AVE SE	01/24/2017	206,842	609.00	RESIDENCE W/FINISHED BASEMI
				2,153,187	4,251.00	
5	Permits	Value Total		2,153,187	4,251.00	Fee Total



Cascade Charter Township
Seminar/Conference Attendance Request

Conditions for Reimbursement:

- Cascade Charter Township will send employees at Township expense for required and/or approved work related seminars/conferences. Individual seminars/conferences must be directly related to the employee's current job duties in the organization.
- Some seminars/conferences that an employee may attend may be unrelated to their particular job or government in general, and are therefore are not covered by this policy.
- Any seminar/conference request that requires an overnight stay or expenditure over \$200 shall receive Township Board approval prior to attending the seminar/conference.
- Under extenuating circumstances, the Township Manager may approve an overnight stay or expenditure over \$200 for a seminar/conference prior to Township Board approval. The request must be made before attendance to a seminar/conference. The Township Board will be informed of the request at their next scheduled meeting.

This form must be completed by the employee and approved by the Township Manager and/or Township Board before the Seminar/Conference is attended.

Name: Vincent C. Maito

Application Date: 1.30.17

Location of Seminar/Conference: DOHERTY HOTEL 602 W McELWAIN, CLARE MI

Name of Proposed Seminar/Conference: MIAMI SPRING CONFERENCE

Date of Proposed Seminar/Conference: APRIL 27-28th 2017

Description of Seminar: (may also be attached) YES

How will the Seminar/Conference benefit the employee and the Township? _____

EDUCATION HOURS FOR ACT 54 - PLUMBING & MECHANICAL INSPECTORS REQUIREMENTS.

Cost of Seminar/Conference: 225.00 Lodging: \$ TOTAL Travel: \$ 90 MI X 2

Your Signature: [Signature] 14 90.00

Approvals:

Department Head: [Signature] Date: 1.30.17

Township Manager: _____ Date: _____

Clerk's Signature: _____ Date: _____

(Showing Township Board approval)

Mechanical Inspectors Association of Michigan

560 Barrington Road • Grosse Pointe Park, MI 48230

248-649-5443 • Fax 313-483-7192 s_schippert@yahoo.com • mechanicalinspector.com

APRIL 27-28, 2017 - MIAM SPRING CONFERENCE Doherty Hotel, 602 N. McEwan, Clare, MI

UNIFORMITY OF CODE ENFORCEMENT 14 credits = 5 Tech, 1 Admin, 8 Spec

Thursday 04/27/17

8:00 – 12:00 (*MMC Code 15 AM and PM Sessions combine for 5 Cr Tech, 1 Cr Adm)
 *AM Session - Michigan Mechanical Code 2015 (Overview) – Bob Schutz
 Administration, common violations, plan review changes

12:30 – 2:30 ASHRAE changes 90.1-2013– Norm Hall, RL Deppman (2 Cr Spec)

2:30 – 4:30 *PM Session - MMC15 - Code Study

Friday 04/28/17

8:00 – 11:00 Commercial Cooking Systems – ICC Class (3 Cr Spec)- Bob Schutz
 Code compliance for commercial hood and duct construction

11:00 – Noon Lunch and Awards

Noon – 3:00 Infrared heated installations and service - Scott Fleet, IR&MS; and
 Generators – Brian Baughman, Generac (3 Cr Spec)

REGISTRATION DETAILS-

Attendees must be dues paid for 2017 (\$75) to receive education credits. \$50 Late Registration Fee after March 27, 2017.

- \$225 registration fee includes one night's stay and all meals at the Doherty.
- Additional night stay for \$75/day
- \$375 – Share room with Inspector (Name _____)
- Two day education only fee is \$150 and includes all meals
- One day education only fee is \$100 and includes lunch only

MIAM will arrange hotel reservations - please do not contact the hotel directly.

Name VINCENT C. MILITO BCC _____ Cell 616-340-1058 Email VMILITO@CASCADETWP.COM

Spouse/Guest Name _____

Payment Method: Check Payable to MIAM Visa Master Card

Credit Card Number _____ CVV _____ Exp Date _____

Billing Address _____ City _____ State _____ Zip Code _____

Form(s) on website or please call and request email or fax

CARL ADAMKO INSPECTOR OF THE YEAR

If a nomination, the Board of Directors will present an Award to one Mechanical Inspector. This Inspector will have performed distinguished services to the inspection community. He or she will be a person of the highest integrity and moral conviction in all walks of life and will be especially dedicated to the standards of the profession, keeping in mind at all times, the ultimate safety of the consumer. The Inspector of the Year will have served on various Boards and Committees in the workplace and/or association, making meaningful contributions and providing valuable tools to the industry. The Inspector of the Year may be nominated by any other person of like respect, including a family member, or the Inspector may nominate him or herself

ELECTION OF MIAM OFFICERS

Name/Community of Nominee _____

Nominating to what Office _____

Position _____

Please complete and return to MIAM at: 560 Barrington Road, Grosse Pointe Park, Michigan 48230
or fax to: 313-483-7192 prior to April 1, 2017

FINANCIAL REPORTS
GENERAL / SPECIAL FUNDS
DECEMBER 2016

FUND NAME	FUND BALANCE	LIABILITIES LONG TERM DEBT	BOND FINAL PAYMENT	CALLABLE DATE	CURRENT INTEREST RATE
GENERAL FUND - 101 UNASSIGNED	\$7,870,905.64				
GENERAL FUND - 101 COMMITTED NONSPENDABLE	\$ 974,543.00				
GENERAL FUND BALANCE	\$8,845,448.64				
FIRE FUND - 206 RESTRICTED	\$1,795,332.05				
FIRE FND - COMMITTED	\$ 858,000.00				
FIRE FUND BALANCE	\$2,653,332.05				
POLICE FUND - 207 RESTRICTED	\$1,133,867.88				
POLICE FUND - 207 COMMITTED	\$230,000.00				
POLICE FUND BALANCE	\$1,363,867.88				
HAZMAT FUND - 208 RESTRICTED	\$36,235.17				
CCT OPEN SPACE FUND - 209 RESTRICTED	\$268,399.53	2009 \$	4,168,729.39	2028	3.25
CCT OPEN SPACE FUND - 209 COMMITTED	\$116,000.00				
AUGUST HOMEYER - 209 COMMITTED	\$ 354,488.18 **				
CCT OPEN SPACE FUND BALANCE	\$738,887.71				
DAM MAJOR REPAIR FUND - 211 RESTRICTED	\$300,370.96				
DAM MAJOR REPAIR FUND - 211 COMMITTED	\$250,000.00				
DAM MAJOR REPAIR FUND BALANCE	\$550,370.96				
PATHWAYS FUND - 216 RESTRICTED	\$755,238.45				
PATHWAYS FUND - 216 COMMITTED	\$ 200,000.00	REF/2012	\$292,298.02	2017	1.85
PATHWAYS FUND BALANCE	\$955,238.45	TOTAL	\$292,298.02		
IMPROVEMENT REVOLVING FUND	\$1,562,484.33	REF 2012 \$	79,163.98	2017	1.85
		TOTAL \$	79,163.98		
DDA FUND - 248 RESTRICTED	\$ 497,381.33	REF/2010	\$428,560.00	2020	2.80
BUILDING INSP FUND - 249 RESTRICTED	\$2,418,826.81				
BUILDING INSP FUND BALANCE	\$2,418,826.81				
LIBRARY FUND - 270 RESTRICTED	\$1,384,687.52				
LIBRARY FUND - 270 COMMITTED	\$ 595,000.00				
LIBRARY FUND BALANCE	\$1,979,687.52				
TOTAL ALL FUNDS	\$21,601,760.85	\$	4,968,751.39		
TRUST AND AGENCY FUNDS					
CEMETERY TRUST FUND - 151 UNSPENDABLE	\$92,168.33				
CEMETERY TRUST FUND - 151 (COMMITTED)	\$5,000.00				
TOTAL CEMETERY TRUST FUND	\$97,168.33				
TRUST & AGENCY FUND -701	\$168,180.51				
TAX FUND - 703	\$6,446,908.40				
TOTAL TRUST & AGENCY	\$6,712,257.24				

** A portion of A Homeyer balance has not been committed by Board as of statement date.**
Printed 2/3/2017 FOR DETAILS OF COMMITTED FUNDS SEE BALANCE SHEET OF EACH FUND
2:32 PM BOARD RESOLUTION 104-2012

02/03/2017

REVENUE AND EXPENDITURE REPORT FOR CASCADE CHARTER TOWNSHIP
 PERIOD ENDING 12/31/2016
 % Fiscal Year Completed: 100.00

GL NUMBER	DESCRIPTION	2016		END BALANCE	YTD BALANCE	UNENCUMBERED BALANCE	ACTIVITY FOR		% BDGT USED
		ORIGINAL BUDGET	2016 AMENDED BUDGET	12/31/2015 NORM (ABNORM)	12/31/2016 NORM (ABNORM)		MONTH 12/31/16 INCR (DECR)	ENCUMBERED YEAR-TO-DATE	
Fund 101 - GENERAL FUND									
Revenues									
Dept 000									
101-000-401-401	GENERAL PROPERTY TAXES	1,219,050.00	1,219,050.00	1,177,011.12	1,220,469.36	(1,419.36)	0.00	0.00	100.12
101-000-401-404	HYDRANT	0.00	0.00	39,921.23	0.00	0.00	0.00	0.00	0.00
101-000-401-405	STREETLIGHT	70,000.00	70,000.00	68,405.79	68,798.76	1,201.24	0.00	0.00	98.28
101-000-401-410	PERSONAL PROPERTY TAX	130,850.00	130,850.00	113,750.35	122,689.73	8,160.27	0.00	0.00	93.76
101-000-401-420	DELINQUENT TAXES	7,500.00	7,500.00	12,862.42	15,462.89	(7,962.89)	0.00	0.00	206.17
101-000-401-437	ABATEMENT TAXES	12,400.00	12,400.00	12,243.82	12,055.06	344.94	0.00	0.00	97.22
101-000-401-445	INTEREST & PENALTIES ON TAXES	12,000.00	12,000.00	14,719.40	10,115.05	1,884.95	0.00	0.00	84.29
101-000-401-447	TAX ADMINISTRATION FEES	530,000.00	530,000.00	516,947.75	534,948.94	(4,848.94)	30,129.68	0.00	100.93
101-000-450-460	CABLE / FIBER OPTIC	333,500.00	333,500.00	341,339.33	267,314.94	66,185.06	0.00	0.00	80.15
101-000-450-465	CABLE - PEG FEES	70,000.00	70,000.00	64,710.85	57,570.87	12,429.13	0.00	0.00	82.24
101-000-450-480	SOIL EROSION PERMITS	0.00	0.00	0.00	25.00	(25.00)	0.00	0.00	100.00
101-000-450-490	DOG LICENSES	300.00	300.00	112.80	132.80	167.20	0.00	0.00	44.27
101-000-450-498	OTHER PERMITS	750.00	750.00	960.00	350.00	400.00	25.00	0.00	46.67
101-000-451-000	LIQUOR LICENSE	20,000.00	20,000.00	20,683.30	21,371.35	(1,371.35)	0.00	0.00	106.86
101-000-539-010	DEQ-SAW GRANT 2016	0.00	138,150.00	0.00	41,708.25	96,441.75	0.00	0.00	30.19
101-000-539-576	STATE SHARED REV.-SALES TAX	1,408,515.00	1,343,054.00	1,332,799.00	1,347,711.10	(4,657.10)	236,424.00	0.00	100.35
101-000-539-580	STATE SHARED REV-EVIP	0.00	0.00	0.00	7,557.00	(7,557.00)	0.00	0.00	100.00
101-000-539-581	PA 48 (METRO AUTHORITY) NOW STABI	10,500.00	16,245.00	11,132.05	16,744.65	(499.65)	500.00	0.00	103.08
101-000-569-000	STATE GRANT- OTHERS	0.00	0.00	4,002.49	0.00	0.00	0.00	0.00	0.00
101-000-600-608	PLANNING AND ZONING FEES	25,000.00	25,000.00	33,711.72	12,035.17	12,964.83	966.66	0.00	48.14
101-000-600-610	SUMMER TAX COLLECTION FEE	25,600.00	25,600.00	25,533.20	25,796.40	(196.40)	0.00	0.00	100.77
101-000-600-611	SEWER & WATER IMPLEMENTATION	20,000.00	20,000.00	73,127.51	1,024.20	18,975.80	0.00	0.00	5.12
101-000-600-614	PA 198 TAX APPLICATION FEE	2,000.00	5,516.00	4,000.00	5,516.00	0.00	0.00	0.00	100.00
101-000-600-626	PASSPORT APPLICATION FEE	20,000.00	20,000.00	20,625.00	18,640.00	1,360.00	1,725.00	0.00	93.20
101-000-600-634	CEMETERY-OPENINGS AND CLOSINGS	15,000.00	15,000.00	17,375.00	12,200.00	2,800.00	1,125.00	0.00	81.33
101-000-600-644	NSF FEES	100.00	100.00	0.00	0.00	100.00	0.00	0.00	0.00
101-000-600-647	YARD WASTE TAG FEE	2,000.00	2,000.00	2,177.20	2,019.00	(19.00)	0.00	0.00	100.95
101-000-600-648	SALE OF PRINTED MATERIAL	200.00	200.00	143.68	10.00	190.00	0.00	0.00	5.00
101-000-656-000	ORDNANCE FINES	0.00	0.00	400.00	0.00	0.00	0.00	0.00	0.00
101-000-665-000	INTEREST ON INVESTMENTS	61,000.00	61,000.00	35,388.35	76,317.76	(15,317.76)	16,078.35	0.00	125.11
101-000-665-001	INTEREST TIMMONS FUND	150.00	150.00	197.17	181.02	(31.02)	16.70	0.00	120.68
101-000-665-002	DAM LEASE PAYMENTS	70,400.00	70,400.00	70,855.74	84,547.67	(14,147.67)	16,735.94	0.00	120.10
101-000-665-003	RENTAL OF FACILITIES	1,200.00	1,200.00	1,372.50	1,527.50	(327.50)	80.00	0.00	127.29
101-000-665-004	CELLULAR TOWERS	96,000.00	96,000.00	95,670.75	104,452.08	(8,452.08)	12,369.71	0.00	108.80
101-000-665-031	INTEREST ON INVESTMENT- WELLS FAR	0.00	0.00	1,246.58	2,917.82	(2,917.82)	0.00	0.00	100.00
101-000-665-210	INTEREST ON INVEST-GF COAMERICA 9	5,000.00	5,000.00	4,872.77	424.66	4,575.34	0.00	0.00	8.49
101-000-671-653	PARK INCOME	6,500.00	6,500.00	6,255.00	5,945.00	555.00	0.00	0.00	91.46
101-000-671-671	MISCELLANEOUS INCOME	4,000.00	12,000.00	2,612.09	11,142.17	857.83	86.59	0.00	92.85
101-000-671-675	DONATIONS	4,000.00	4,000.00	4,000.00	0.00	4,000.00	0.00	0.00	0.00
101-000-671-676	PARK DONATIONS	0.00	30,500.00	25,000.00	30,500.00	0.00	0.00	0.00	100.00
101-000-671-680	MISC INCOME - TRANSIT TICKETS	0.00	3,000.00	0.00	3,079.00	(79.00)	180.00	0.00	102.63
101-000-671-683	REIMBURSEMENTS/REFUNDS	1,000.00	1,000.00	1,894.63	14,748.55	(13,748.55)	109.95	0.00	1,474.86
101-000-673-000	SALE OF ASSETS	0.00	500.00	0.00	125.00	375.00	0.00	0.00	25.00
101-000-674-000	4TH OF JULY SPONSORS	18,000.00	15,250.00	14,650.00	16,200.00	(950.00)	950.00	0.00	106.23
101-000-674-200	HALLOWEEN SPONSORS	2,000.00	2,000.00	2,000.00	1,130.00	870.00	0.00	0.00	56.50
101-000-676-000	ELECTION REIMBURSEMENT	0.00	10,281.00	8,042.05	10,280.21	0.79	0.00	0.00	99.99
101-000-679-000	INTERFUND REIMBURSE/BLDG INSPECT	86,000.00	86,000.00	127,275.45	79,045.55	6,954.45	4,856.30	0.00	91.91
101-000-679-200	INTERFUND REIMBURSEMENT/LIBRARY	16,336.00	16,336.00	16,336.00	0.00	16,336.00	0.00	0.00	0.00
101-000-699-246	TRF FROM IRF	1,000.00	1,000.00	0.00	0.00	1,000.00	0.00	0.00	0.00
101-000-699-248	TRF FROM DDA	94,340.00	94,340.00	94,340.00	0.00	94,340.00	0.00	0.00	0.00
Total Dept 000		4,402,191.00	4,533,672.00	4,420,704.09	4,264,830.51	268,841.49	322,358.88	0.00	94.07
TOTAL REVENUES		4,402,191.00	4,533,672.00	4,420,704.09	4,264,830.51	268,841.49	322,358.88	0.00	94.07
Expenditures									
Dept 101-TOWNSHIP BOARD									
101-101-703-000	TRUSTEE SALARIES	23,353.00	23,353.00	22,208.21	24,307.04	(954.04)	2,901.04	0.00	104.09
101-101-723-000	TOWNSHIP DUES	16,175.00	16,175.00	15,987.73	16,159.77	15.23	856.57	0.00	99.91
101-101-724-000	EDUCATION	1,700.00	1,700.00	0.00	0.00	1,700.00	0.00	0.00	0.00
101-101-860-000	TRUSTEE MILEAGE	250.00	250.00	0.00	0.00	250.00	0.00	0.00	0.00
101-101-862-500	TRUSTEE EXPENSE ACCOUNT	500.00	500.00	156.07	95.13	404.87	95.13	0.00	19.03
101-101-924-100	TRUSTEE CELL PHONES	750.00	750.00	368.73	835.79	(75.79)	128.26	0.00	111.44
101-101-981-000	TRUSTEE SMALL EQUIP AND FURNITURE	1,000.00	1,000.00	4,185.03	0.00	1,000.00	0.00	0.00	0.00
Total Dept 101-TOWNSHIP BOARD		43,728.00	43,728.00	42,905.77	41,397.73	2,330.27	3,981.00	0.00	94.67

PCI

02/03/2017

REVENUE AND EXPENDITURE REPORT FOR CASCADE CHARTER TOWNSHIP
 PERIOD ENDING 12/31/2016
 % Fiscal Year Completed: 100.00

GL NUMBER	DESCRIPTION	2016		END BALANCE 12/31/2015 NORM (ABNORM)	YTD BALANCE 12/31/2016 NORM (ABNORM)	UNENCUMBERED BALANCE	ACTIVITY FOR MONTH 12/31/16 INCR (DECR)	ENCUMBERED YEAR-TO-DATE	% BDGT USED
		ORIGINAL BUDGET	2016 AMENDED BUDGET						
Dept 171-SUPERVISOR/MANAGER									
101-171-703-000	SUPERVISOR SALARY	11,461.00	11,461.00	8,104.06	11,460.48	0.52	955.04	0.00	100.00
101-171-706-000	MANAGERS SALARY	103,233.00	103,233.00	103,220.17	105,572.82	(2,339.82)	8,510.78	0.00	102.27
101-171-723-000	SUP/MGR MEMBERSHIPS AND DUES	1,965.00	1,965.00	1,122.80	1,226.31	738.69	841.31	0.00	62.41
101-171-724-000	EDUCATION	3,300.00	3,300.00	3,627.17	210.52	3,089.48	146.60	0.00	6.38
101-171-725-100	TUITION REIMBURSEMENT	2,500.00	2,500.00	0.00	0.00	2,500.00	0.00	0.00	0.00
101-171-860-000	SUP/MGR/DEPT MILEAGE	3,400.00	3,400.00	3,072.18	3,120.52	279.48	431.39	0.00	91.78
101-171-862-500	SUPERVISOR EXPENSE ACCOUNT	500.00	500.00	101.17	122.68	377.32	22.50	0.00	24.54
101-171-862-550	MANAGER EXPENSE ACCOUNT	650.00	650.00	170.87	215.44	434.56	41.04	0.00	33.14
101-171-901-000	MANAGER PUBLICATIONS	500.00	500.00	59.00	0.00	500.00	0.00	0.00	0.00
101-171-925-000	MANAGER CELL PHONE	1,700.00	1,700.00	2,183.51	1,896.66	(196.66)	289.94	0.00	111.57
101-171-967-000	SPECIAL PROJECTS	2,000.00	2,000.00	7,000.00	0.00	2,000.00	0.00	0.00	0.00
101-171-981-000	SMALL EQUIPMENT/FURNITURE	2,400.00	2,400.00	1,216.85	1,380.68	1,019.32	58.98	0.00	57.53
Total Dept 171-SUPERVISOR/MANAGER		133,609.00	133,609.00	129,877.78	125,206.11	8,402.89	11,297.58	0.00	93.71
Dept 215-CLERK									
101-215-703-000	CLERK SALARY	11,461.00	11,461.00	9,723.90	10,505.44	955.56	0.00	0.00	91.66
101-215-704-000	DEPUTY CLERK	6,569.00	6,569.00	7,357.56	(1,010.56)	7,579.56	(1,010.56)	0.00	(15.33)
101-215-704-050	HR DIRECTOR	59,118.00	59,118.00	57,118.22	66,981.18	(7,863.18)	6,347.58	0.00	113.30
101-215-704-100	ADDITIONAL HELP/OVERTIME	2,500.00	2,500.00	68.31	934.38	1,565.62	0.00	0.00	37.38
101-215-723-000	CLERK MEMBERSHIPS AND DUES	550.00	550.00	340.00	340.00	(230.00)	120.00	500.00	152.73
101-215-724-000	EDUCATION	2,400.00	2,400.00	1,464.41	1,282.13	1,117.87	0.00	0.00	53.42
101-215-860-000	CLERK MILEAGE	600.00	1,000.00	576.73	778.69	221.31	0.00	0.00	77.87
101-215-862-500	CLERK'S EXPENSE ACCOUNT	100.00	100.00	12.00	35.79	64.21	0.00	0.00	35.79
101-215-925-000	CLERK CELL PHONE	1,100.00	1,100.00	1,327.59	1,139.75	(39.75)	114.14	0.00	103.61
101-215-981-000	SMALL EQUIPMENT/FURNITURE	1,200.00	2,000.00	0.00	2,116.68	(116.68)	238.49	0.00	105.83
Total Dept 215-CLERK		85,598.00	86,798.00	77,988.72	83,103.48	3,194.52	5,809.65	500.00	96.32
Dept 253-TREASURER									
101-253-703-000	TREASURER SALARY	11,461.00	11,461.00	8,959.74	11,460.48	0.52	955.04	0.00	100.00
101-253-707-000	DEPUTY TREASURER	51,941.00	51,941.00	51,076.85	57,969.62	(6,028.62)	4,689.60	0.00	111.61
101-253-707-050	ACCOUNT CLERK I	5,772.00	5,772.00	5,576.00	0.00	5,772.00	0.00	0.00	0.00
101-253-707-060	ACCOUNT CLERK II	46,759.00	46,759.00	45,896.96	46,960.64	(201.64)	3,799.04	0.00	100.43
101-253-707-100	ADDITIONAL HELP/OVERTIME	2,500.00	2,500.00	2,038.00	2,304.11	195.89	267.00	0.00	92.16
101-253-723-000	TREASURER MEMBERSHIPS AND DUES	600.00	600.00	485.00	585.00	15.00	0.00	0.00	97.50
101-253-724-000	EDUCATION	3,000.00	3,000.00	3,618.09	1,797.60	1,202.40	0.00	0.00	59.92
101-253-860-000	TREASURER MILEAGE	600.00	600.00	408.01	232.44	367.56	12.42	0.00	38.74
101-253-862-500	TREASURER'S EXPENSE ACCOUNT	300.00	300.00	107.19	60.11	239.89	0.00	0.00	20.04
101-253-924-100	TREASURER'S CELL PHONES	250.00	250.00	64.12	208.39	41.61	32.06	0.00	83.36
101-253-939-000	TREASURER SERVICE CONTRACTS	2,300.00	2,300.00	2,199.00	2,206.00	94.00	0.00	0.00	95.91
101-253-981-000	SMALL EQUIPMENT/FURNITURE	1,000.00	1,000.00	1,623.93	0.00	1,000.00	0.00	0.00	0.00
Total Dept 253-TREASURER		126,483.00	126,483.00	122,052.89	123,784.39	2,698.61	9,755.16	0.00	97.87
Dept 257-ASSESSING									
101-257-703-000	ASSESSOR	85,066.00	85,066.00	80,450.99	85,433.58	(675.52)	6,911.58	0.00	100.43
101-257-706-000	ASSESSING BOARD OF REVIEW EXPENSE	3,370.00	3,370.00	2,211.73	2,298.55	1,071.45	220.00	0.00	68.21
101-257-708-000	SR RESIDENTIAL APPRAISER JM/JG	57,143.00	62,021.00	52,665.43	60,847.77	1,173.23	6,096.16	0.00	98.11
101-257-708-500	RESIDENTIAL APPRAISER	44,400.00	44,400.00	39,710.07	44,403.32	(532)	3,418.76	0.00	100.01
101-257-723-000	ASSESSING MEMBERSHIPS AND DUES	1,514.00	1,514.00	1,412.50	1,735.00	(221.00)	485.00	0.00	114.60
101-257-724-000	EDUCATION	7,615.00	7,615.00	5,180.46	4,996.03	2,618.97	226.76	0.00	65.61
101-257-727-000	ASSESSING OFFICE SUPPLIES	800.00	800.00	389.48	190.00	610.00	190.00	0.00	23.75
101-257-860-000	ASSESSING MILEAGE	2,900.00	2,900.00	1,718.18	1,656.09	1,243.91	296.80	0.00	57.11
101-257-862-500	ASSESSING EXPENSE ACCOUNT	100.00	100.00	92.47	0.00	100.00	0.00	0.00	0.00
101-257-900-000	ASSESSING PRINTING AND PUBLISHING	5,200.00	5,200.00	2,540.99	1,907.60	3,292.40	149.19	0.00	36.68
101-257-924-100	CELL PHONES/DATA	250.00	250.00	0.00	208.39	41.61	32.06	0.00	83.36
101-257-939-000	ASSESSING SERVICE CONTRACTS	3,500.00	3,500.00	3,249.20	3,275.20	794.00	0.00	(569.20)	77.31
101-257-981-000	ASSESSING SMALL EQUIP AND FURNITURE	2,375.00	2,375.00	377.48	1,780.36	594.64	0.00	0.00	74.96
Total Dept 257-ASSESSING		214,233.00	219,111.00	189,998.98	208,731.89	10,948.31	18,026.31	(569.20)	95.00
Dept 262-ELECTIONS									
101-262-703-000	ELECTION SALARIES/PT HELP	27,000.00	32,500.00	3,927.86	26,161.03	6,338.97	490.01	0.00	80.50
101-262-703-100	WAGES & SALARIES- EK	7,000.00	7,000.00	1,865.20	8,336.89	(1,336.89)	0.00	0.00	119.10
101-262-756-000	ELECTION SUPPLIES	6,000.00	6,000.00	609.72	4,713.14	1,226.70	5.49	60.16	79.56
101-262-788-000	ELECTION MISC EXPENSES	6,000.00	6,000.00	1,687.42	7,513.53	(1,513.53)	1,786.17	0.00	125.23
101-262-801-000	ELECTION CONTRACT INSPECTOR	0.00	0.00	0.00	2,230.00	(2,230.00)	0.00	0.00	100.00
Total Dept 262-ELECTIONS		46,000.00	51,500.00	8,090.20	48,954.59	2,485.25	2,281.67	60.16	95.17
Dept 265-BUILDING AND GROUNDS									

02/03/2017

REVENUE AND EXPENDITURE REPORT FOR CASCADE CHARTER TOWNSHIP
 PERIOD ENDING 12/31/2016
 % Fiscal Year Completed: 100.00

GL NUMBER	DESCRIPTION	2016		END BALANCE	YTD BALANCE	UNENCUMBERED BALANCE	ACTIVITY FOR	ENCUMBERED YEAR-TO-DATE	% BDGT USED	
		ORIGINAL BUDGET	2016 AMENDED BUDGET	12/31/2015 NORM (ABNORM)	12/31/2016 NORM (ABNORM)		MONTH 12/31/16 INCR (DECR)			
101-265-707-000	BLDG & GROUNDS SUPERVISOR	44,778.00	44,778.00	39,469.09	44,994.27	(216.27)	3,656.64	0.00	100.48	
101-265-707-100	BLDG & GROUNDS ADDITIONAL HELP	58,520.00	58,520.00	42,576.43	46,915.13	11,604.87	0.00	0.00	80.17	
101-265-707-200	BLDG & GROUNDS LABORER I	32,988.00	32,988.00	31,005.52	33,152.27	(164.27)	2,677.28	0.00	100.50	
101-265-707-250	BLDG & GROUNDS LABORER I	32,988.00	32,988.00	34,110.06	33,949.24	(961.24)	2,740.72	0.00	102.91	
101-265-707-300	BLDG & GROUNDS LABORER I	32,988.00	32,988.00	33,496.15	31,756.32	1,231.68	2,591.52	0.00	96.27	
101-265-707-400	BLDG & GROUNDS LABORER I	32,988.00	32,988.00	31,603.53	33,314.85	(326.85)	2,804.17	0.00	100.99	
101-265-709-000	WAGES/SALARIES OVERTIME	7,500.00	7,500.00	7,231.76	7,954.99	(451.99)	1,074.78	0.00	106.07	
101-265-724-000	EDUCATION	750.00	750.00	0.00	0.00	750.00	0.00	0.00	0.00	
101-265-768-000	BLDG & GROUNDS UNIFORMS	3,100.00	3,100.00	1,530.07	2,202.28	897.72	282.29	0.00	71.04	
101-265-802-200	JANITORIAL CONTRACT	8,300.00	8,300.00	5,544.00	5,544.00	2,756.00	924.00	0.00	66.80	
101-265-863-000	BLDG & GRDS VEHICLE MAINTENANCE	35,000.00	35,000.00	23,243.25	35,469.81	(1,521.43)	9,676.26	1,151.62	104.63	
101-265-864-000	BLDG & GRDS VEHICLE FUEL	17,000.00	17,000.00	28,156.41	13,999.04	2,546.85	1,628.68	454.11	85.02	
101-265-921-000	COMPLEX ELECTRICITY	30,000.00	30,000.00	28,738.79	27,135.79	2,864.21	4,588.53	0.00	90.45	
101-265-923-000	COMPLEX HEATING	12,000.00	12,000.00	7,925.45	6,598.84	5,401.16	1,797.29	0.00	54.99	
101-265-924-000	COMPLEX PHONES	8,000.00	8,000.00	8,602.98	8,323.60	(233.60)	787.85	0.00	104.05	
101-265-924-100	BLDG AND GROUNDS CELL PHONES	1,700.00	1,700.00	2,845.52	1,953.84	(253.84)	296.64	0.00	114.93	
101-265-927-000	COMPLEX WATER-SEWER	7,500.00	7,500.00	6,446.76	6,997.01	502.99	169.89	0.00	93.29	
101-265-931-000	COMPLEX MAINTENANCE	60,000.00	60,000.00	25,610.65	41,518.99	12,304.30	7,657.62	6,176.71	79.49	
101-265-932-000	OFFICE EQUIP/COMPUTER REPAIR	12,250.00	12,250.00	12,036.16	10,844.50	(8,192.37)	100.00	9,597.87	166.88	
101-265-939-000	SERVICE CONTRACTS	750.00	750.00	0.00	573.30	176.70	0.00	0.00	76.44	
101-265-964-000	FLOWER BEDS & LANDSCAPE MAINT	0.00	0.00	1,794.52	0.00	0.00	0.00	0.00	0.00	
101-265-981-000	SMALL EQUIPMENT/FURNITURE	2,000.00	2,000.00	2,920.33	199.99	1,800.01	0.00	0.00	10.00	
Total Dept 265-BUILDING AND GROUNDS		441,100.00	441,100.00	374,887.43	393,398.06	30,321.63	43,454.16	17,380.31	93.13	
Dept 276-CEMETERY										
101-276-921-000	CEMETERY ELECTRICITY	1,000.00	1,000.00	1,624.85	1,006.69	(6.69)	176.51	0.00	100.67	
101-276-931-000	MAINT & REPAIR/IMPROVEMENTS	3,000.00	3,000.00	6,117.22	590.81	2,409.19	0.00	0.00	19.69	
101-276-932-000	CEMETERY MAINT	4,000.00	4,000.00	1,815.93	2,102.54	1,897.46	548.28	0.00	52.56	
Total Dept 276-CEMETERY		8,000.00	8,000.00	9,558.00	3,700.04	4,299.96	724.79	0.00	46.25	
Dept 295-ADMINISTRATIVE										
101-295-704-000	SR ACCOUNTANT	61,422.00	61,422.00	59,451.37	61,688.28	(266.28)	4,990.64	0.00	100.43	
101-295-704-050	FRONT DESK CLERK (FT)	0.00	0.00	0.00	280.00	(280.00)	280.00	0.00	100.00	
101-295-707-000	FRONT DESK CLERK (PT)	0.00	0.00	0.00	367.08	(367.08)	367.08	0.00	100.00	
101-295-709-000	WAGES/SALARIES OVERTIME	1,000.00	1,000.00	559.07	1,068.72	(68.72)	0.00	0.00	106.87	
101-295-723-000	MEMBERSHIP AND DUES	475.00	475.00	415.00	365.00	110.00	0.00	0.00	76.84	
101-295-724-000	EDUCATION	1,900.00	1,900.00	1,541.73	2,243.39	(343.39)	0.00	0.00	118.07	
101-295-725-100	TUITION REIMBURSEMENT	1,500.00	1,500.00	0.00	0.00	1,500.00	0.00	0.00	0.00	
101-295-726-000	EMPLOYEE TRAINING	3,000.00	3,000.00	2,170.00	992.21	2,007.79	40.30	0.00	33.07	
101-295-727-000	OFFICE SUPPLIES	10,000.00	10,000.00	8,613.85	9,846.48	(1,000.93)	1,304.77	1,154.45	110.01	
101-295-730-000	POSTAGE	15,000.00	15,000.00	14,074.74	13,095.17	1,904.83	(20.00)	0.00	87.30	
101-295-787-000	OTHER EXPENSES	10,700.00	10,700.00	7,250.61	4,975.84	5,150.61	269.89	573.55	51.86	
101-295-787-300	OTHER EXP - POSITIVE PAY FEE	1,000.00	1,000.00	50.00	100.00	900.00	0.00	0.00	10.00	
101-295-807-000	AUDIT FEES & SERVICES	14,320.00	14,320.00	14,600.00	14,320.00	0.00	0.00	0.00	100.00	
101-295-810-000	INSURANCE/CONTRACT SVCS	13,330.00	13,330.00	12,916.00	13,448.80	(113.80)	0.00	0.00	100.89	
101-295-814-000	TAX/ASSESSING ADMIN COSTS	21,000.00	21,000.00	18,004.12	16,282.01	4,017.25	1,996.44	700.74	80.87	
101-295-815-000	COMPUTER COSTS-ISP	3,500.00	3,500.00	1,505.00	1,683.00	264.00	130.00	1,553.00	92.46	
101-295-815-100	COMPUTER COSTS-WEB SITE	7,000.00	7,000.00	3,938.00	3,949.00	3,051.00	0.00	0.00	56.41	
101-295-816-000	INSECT/WEEED CONTROL	33,800.00	36,000.00	49,220.00	34,923.80	1,076.20	8,600.00	0.00	97.01	
101-295-821-000	ENGINEERING COSTS	35,000.00	35,000.00	105,934.00	29,168.24	5,831.76	5,980.00	0.00	83.34	
101-295-821-295	ENGINEERING- TOWN HALL	0.00	0.00	19,654.18	0.00	0.00	0.00	0.00	0.00	
101-295-826-000	LEGAL FEES	30,000.00	40,000.00	31,994.30	48,835.84	(8,835.84)	12,916.75	0.00	122.09	
101-295-860-000	ADMINISTRATIVE MILEAGE	500.00	500.00	414.30	12.42	487.58	12.42	0.00	2.48	
101-295-881-000	FOURTH OF JULY	50,000.00	47,000.00	45,328.19	46,403.30	195.25	255.64	401.45	99.58	
101-295-881-200	HALLOWEEN	2,500.00	2,500.00	2,033.06	759.46	1,740.54	759.46	0.00	30.38	
101-295-881-300	KDL MUSIC PROGRAMING	3,000.00	3,000.00	3,000.00	3,500.00	(500.00)	0.00	0.00	116.67	
101-295-882-000	SENIOR CITIZENS	1,900.00	1,900.00	1,802.50	1,555.00	345.00	0.00	0.00	81.84	
101-295-885-000	NEWSLETTER	23,000.00	23,000.00	21,154.83	23,227.23	(615.37)	4,425.96	388.14	102.68	
101-295-900-000	PRINTING/PUBLISHING	7,500.00	7,500.00	3,391.69	5,311.37	2,188.63	210.20	0.00	70.82	
101-295-901-000	PUBLICATIONS	0.00	0.00	0.00	395.00	(395.00)	0.00	0.00	100.00	
101-295-924-100	CELL PHONES/DATA	500.00	500.00	48.09	208.39	291.61	32.06	0.00	41.68	
101-295-939-000	SERVICE CONTRACTS	11,700.00	14,700.00	13,427.60	14,067.51	632.49	171.86	0.00	95.70	
101-295-941-000	POSTAGE MACHINE LEASE	3,000.00	3,000.00	2,700.00	2,700.00	300.00	675.00	0.00	90.00	
101-295-950-000	PROPERTY TAX REFUNDS	3,000.00	3,000.00	2,354.62	1,970.43	1,029.57	0.00	0.00	65.68	
101-295-951-000	CABLE EQUIPMENT GRANTS	35,000.00	35,000.00	35,282.65	35,000.00	0.00	0.00	0.00	100.00	
101-295-952-000	REGIS	37,898.00	37,898.00	56,847.00	37,898.00	0.00	0.00	0.00	100.00	
101-295-952-100	KENT COUNTY AERIAL PHOTO	3,500.00	3,500.00	3,294.41	3,294.42	205.58	0.00	0.00	94.13	
101-295-954-000	NPDES PHASE II	2,900.00	2,900.00	2,855.00	2,855.00	45.00	0.00	0.00	98.45	
101-295-955-000	COMMUNITY MEDIA CENTER	5,000.00	5,000.00	5,000.00	5,000.00	0.00	0.00	0.00	100.00	

02/03/2017

REVENUE AND EXPENDITURE REPORT FOR CASCADE CHARTER TOWNSHIP
 PERIOD ENDING 12/31/2016
 % Fiscal Year Completed: 100.00

GL NUMBER	DESCRIPTION	2016		END BALANCE	YTD BALANCE	UNENCUMBERED BALANCE	ACTIVITY FOR	ENCUMBERED YEAR-TO-DATE	% BDGT USED	
		ORIGINAL BUDGET	2016 AMENDED BUDGET	12/31/2015 NORM (ABNORM)	12/31/2016 NORM (ABNORM)		MONTH 12/31/16 INCR (DECR)			
101-295-956-000	RIGHT PLACE PROGRAM CONTRIBUTIOI	5,000.00	5,000.00	5,000.00	5,000.00	0.00	0.00	0.00	100.00	
101-295-957-000	GENERAL FUND PHYSICAL EXAMS	2,000.00	2,000.00	1,575.00	962.00	1,038.00	0.00	0.00	48.10	
101-295-967-000	SPECIAL PROJECTS	35,000.00	35,000.00	22,872.50	6,506.95	28,493.05	3,670.00	0.00	18.59	
101-295-981-000	SMALL EQUIPMENT/FURNITURE	3,700.00	3,700.00	1,341.08	3,043.34	(32.34)	1,687.35	689.00	100.87	
Total Dept 295-ADMINISTRATIVE		500,545.00	512,745.00	581,614.49	457,302.68	49,981.99	48,765.81	5,460.33	90.25	
Dept 445-DRAIN										
101-445-816-000	DRAIN MAINTENANCE	12,000.00	12,000.00	2,914.28	2,457.87	9,542.13	5.10	0.00	20.48	
101-445-818-000	STORM WATER GRANT MATCH/KCDC	0.00	15,350.00	0.00	5,733.90	9,616.10	1,138.70	0.00	37.35	
101-445-818-010	STORM WATER/SAW GRANT CONTR SEI	0.00	138,150.00	0.00	54,205.20	83,944.80	10,248.30	0.00	39.24	
101-445-821-000	DRAIN ENGINEERING	40,000.00	40,000.00	42,581.52	45,590.64	(5,590.64)	10,499.19	0.00	113.98	
101-445-822-000	ILLCIT DISCHARGE PLAN	500.00	500.00	500.00	500.00	0.00	0.00	0.00	100.00	
101-445-823-000	LGROW MEMBERSHIP DUES	400.00	400.00	400.00	400.00	0.00	0.00	0.00	100.00	
Total Dept 445-DRAIN		52,900.00	206,400.00	46,395.80	108,887.61	97,512.39	21,891.29	0.00	52.76	
Dept 446-ROADS										
101-446-818-000	DUST CONTROL LAYER	3,300.00	3,300.00	2,749.60	2,263.09	1,036.91	0.00	0.00	68.58	
101-446-819-000	ROAD REPAIR	1,000.00	1,000.00	181.95	0.00	1,000.00	0.00	0.00	0.00	
101-446-821-000	ROAD OVERLAYS	350,000.00	350,000.00	434,731.69	327,480.69	22,519.31	0.00	0.00	93.57	
101-446-821-500	ROAD ENGINEERING STUDIES	3,000.00	3,000.00	0.00	0.00	3,000.00	0.00	0.00	0.00	
Total Dept 446-ROADS		357,300.00	357,300.00	437,663.24	329,743.78	27,556.22	0.00	0.00	92.29	
Dept 447-YARD WASTE REMOVAL										
101-447-787-000	YARD WASTE OTHER EXPENSES	600.00	1,000.00	0.00	925.80	74.20	0.00	0.00	92.58	
101-447-818-000	CONTRACTED SERVICES	34,000.00	34,000.00	25,691.17	34,999.50	(5,576.00)	3,500.00	4,576.50	116.40	
101-447-820-000	SPRING/FALL CLEAN-UP	27,000.00	27,000.00	17,288.88	16,639.76	10,360.24	0.00	0.00	61.63	
Total Dept 447-YARD WASTE REMOVAL		61,600.00	62,000.00	42,980.05	52,565.06	4,858.44	3,500.00	4,576.50	92.16	
Dept 448-STREET LIGHTS										
101-448-926-000	STREETLIGHTING	120,000.00	120,000.00	112,984.61	104,762.61	15,237.39	17,622.27	0.00	87.30	
101-448-927-100	TRAFFIC SIGNALS	3,000.00	3,000.00	719.18	2,186.79	813.21	124.18	0.00	72.89	
Total Dept 448-STREET LIGHTS		123,000.00	123,000.00	113,703.79	106,949.40	16,050.60	17,746.45	0.00	86.95	
Dept 652-TRANSPORTATION										
101-652-859-000	TRANSPORTATION SERVICES	77,000.00	60,000.00	73,500.50	41,966.00	18,034.00	12,306.00	0.00	69.94	
101-652-859-100	TRANSPORTATION SERVICE-GO BUS TIC	0.00	7,320.00	0.00	7,320.00	0.00	0.00	0.00	100.00	
101-652-861-000	BUS SERVICE 33RD & 36TH	29,004.00	29,004.00	28,208.16	44,207.25	(15,640.80)	2,362.02	437.55	153.93	
101-652-861-100	BUS SERVICE 28TH ST	308,400.00	293,400.00	0.00	238,338.22	(15,000.00)	23,502.77	70,061.78	105.11	
Total Dept 652-TRANSPORTATION		414,404.00	389,724.00	101,708.66	331,831.47	(12,606.80)	38,170.79	70,499.33	103.23	
Dept 721-PLANNING										
101-721-703-000	COMMUNITY DEVELOPMENT DIRECTOF	83,374.00	83,374.00	79,867.45	83,734.17	(560.17)	6,774.09	0.00	100.43	
101-721-704-000	FRONT DESK CLERK (PT)	37,077.00	37,077.00	31,436.84	35,364.35	1,712.65	2,151.73	0.00	95.38	
101-721-704-500	PLANNING INTERN	5,000.00	5,000.00	0.00	0.00	5,000.00	0.00	0.00	0.00	
101-721-705-500	DDA ECONOMIC DEVELOPMENT DIRECT	63,006.00	63,006.00	63,219.44	63,277.90	(271.90)	5,119.18	0.00	100.43	
101-721-705-550	COMMUNITY STANDARDS OFFICER	24,910.00	24,910.00	14,177.40	19,886.36	5,023.64	1,283.64	0.00	79.83	
101-721-706-000	PLANNING COMMISSION PER DIEM	9,000.00	9,000.00	4,565.00	5,105.00	3,895.00	5,105.00	0.00	56.72	
101-721-707-000	ZONING BOARD PER DIEM	3,000.00	3,000.00	1,835.00	1,565.00	1,435.00	1,565.00	0.00	52.17	
101-721-723-000	COMM DEV MEMBERSHIPS AND DUES	1,000.00	1,000.00	839.00	1,105.00	(410.00)	0.00	305.00	141.00	
101-721-724-000	EDUCATION	4,000.00	4,000.00	933.93	1,798.88	2,201.12	653.88	0.00	44.97	
101-721-727-000	COMM DEV SUPPLIES	500.00	500.00	6.35	96.63	403.37	0.00	0.00	19.33	
101-721-768-000	COMM DEV UNIFORMS	500.00	500.00	268.22	163.94	336.06	0.00	0.00	32.79	
101-721-787-000	PLANNING OTHER EXP/MINUTES	500.00	2,500.00	179.29	1,359.63	(2,627.19)	460.35	3,767.56	205.09	
101-721-860-000	COMM DEV MILEAGE	1,200.00	1,200.00	200.17	1,203.06	(3.06)	235.06	0.00	100.26	
101-721-862-500	COMM DEV EXPENSE ACCOUNT	500.00	500.00	267.24	522.52	(22.52)	144.21	0.00	104.50	
101-721-900-000	PRINTING & PUBLISHING	10,000.00	10,000.00	7,474.40	6,132.65	3,867.35	618.20	0.00	61.33	
101-721-901-000	DIGITAL IMAGING	5,000.00	5,000.00	0.00	0.00	5,000.00	0.00	0.00	0.00	
101-721-925-000	COMM DEV CELL/DATA	1,700.00	1,700.00	1,388.40	1,906.35	(200.35)	266.50	0.00	112.14	
101-721-967-000	SPECIAL PROJECTS	30,000.00	30,000.00	18,572.00	6,672.64	19,697.36	0.00	3,630.00	34.34	
101-721-981-000	COMM DEV SMALL EQUIP AND FURNITI	1,200.00	2,400.00	2,365.10	1,307.27	1,092.73	0.00	0.00	54.47	
Total Dept 721-PLANNING		281,467.00	284,667.00	227,595.23	231,201.35	45,763.09	24,376.84	7,702.56	83.92	
Dept 756-PARKS										
101-756-756-000	PARK OPERATING SUPPLIES	4,000.00	4,000.00	3,394.69	2,497.97	1,054.35	32.00	447.68	73.64	
101-756-921-000	PARK ELECTRICITY	5,800.00	5,800.00	4,828.26	5,653.52	146.48	776.64	0.00	97.47	
101-756-924-000	PARK PHONES	1,000.00	1,000.00	725.78	708.88	291.12	96.75	0.00	70.89	
101-756-927-000	PARK WATER-SEWER	3,200.00	3,200.00	2,848.53	3,172.37	27.63	814.97	0.00	99.14	
101-756-935-000	PARK MAINTENANCE	33,300.00	71,300.00	49,152.19	70,732.75	(15,777.98)	14,384.25	16,345.23	122.13	
101-756-981-000	SMALL EQUIPMENT/FURNITURE	300.00	300.00	0.00	284.81	15.19	284.81	0.00	94.94	

02/03/2017

REVENUE AND EXPENDITURE REPORT FOR CASCADE CHARTER TOWNSHIP
 PERIOD ENDING 12/31/2016
 % Fiscal Year Completed: 100.00

GL NUMBER	DESCRIPTION	2016		END BALANCE	YTD BALANCE	UNENCUMBERED BALANCE	ACTIVITY FOR	ENCUMBERED YEAR-TO-DATE	% BDGT USED
		ORIGINAL BUDGET	2016 AMENDED BUDGET	12/31/2015 NORM (ABNORM)	12/31/2016 NORM (ABNORM)		MONTH 12/31/16 INCR (DECR)		
Total Dept 756-PARKS		47,600.00	85,600.00	60,949.45	83,050.30	(14,243.21)	16,389.42	16,792.91	116.64
Dept 803-HISTORICAL									
101-803-757-000	HISTORICAL MISCELLANEOUS EXP	250.00	250.00	0.00	0.00	250.00	0.00	0.00	0.00
101-803-758-000	PROJECTS, PROMOTIONS & PROGRAM	5,000.00	5,000.00	5,000.00	5,000.00	0.00	0.00	0.00	100.00
101-803-921-000	MUSEUM - ELECTRICITY	720.00	720.00	689.46	838.50	(118.50)	165.50	0.00	116.46
101-803-923-000	MUSEUM - HEATING/UTILITY	1,140.00	1,140.00	943.14	904.44	235.56	188.38	0.00	79.34
101-803-927-000	MUSEUM WATER-SEWER	260.00	260.00	251.72	1,113.95	(853.95)	287.29	0.00	428.44
101-803-961-000	MUSEUM MAINTENANCE	2,400.00	7,400.00	1,364.38	8,609.86	(1,517.67)	254.05	307.81	120.51
Total Dept 803-HISTORICAL		9,770.00	14,770.00	8,248.70	16,466.75	(2,004.56)	895.22	307.81	113.57
Dept 850-BENEFITS/INSURANCE									
101-850-715-000	FICA-EMPLOYER	81,776.00	81,776.00	71,289.34	76,510.31	5,265.69	5,989.54	0.00	93.56
101-850-717-000	WORKERS COMP INSURANCE	19,590.00	19,590.00	22,327.74	25,315.50	(5,725.50)	4,909.25	0.00	129.23
101-850-718-000	VISION INSURANCE BENEFITS	2,022.00	2,022.00	1,784.73	1,875.60	146.40	159.59	0.00	92.76
101-850-719-000	HEALTH INSURANCE BENEFITS	107,819.00	107,819.00	111,291.98	118,459.92	(10,640.92)	9,969.76	0.00	109.87
101-850-719-100	OPT-OUT INSURANCE	4,000.00	4,000.00	3,000.00	4,000.00	0.00	1,500.00	0.00	100.00
101-850-719-200	MI CLAIMS TAX- HEALTH	850.00	850.00	0.00	0.00	850.00	0.00	0.00	0.00
101-850-720-000	LIFE & DIS INSURANCE BENEFITS	7,255.00	7,255.00	6,457.77	6,701.61	553.39	836.85	0.00	92.37
101-850-721-000	DENTAL INSURANCE BENEFITS	10,381.00	10,381.00	14,895.15	12,436.92	(2,055.92)	998.46	0.00	119.80
101-850-721-200	MI CLAIMS TAX - DENTAL	250.00	250.00	116.90	170.51	79.49	6.73	0.00	68.20
101-850-722-000	PENSION PLAN BENEFITS	89,345.00	89,345.00	394,864.01	91,956.96	(2,611.96)	7,397.10	0.00	102.92
101-850-723-000	OTHER BENEFITS	1,500.00	1,500.00	1,500.00	0.00	1,500.00	0.00	0.00	0.00
101-850-960-000	UNEMPLOYMENT COSTS	0.00	0.00	0.00	60.00	(60.00)	60.00	0.00	100.00
Total Dept 850-BENEFITS/INSURANCE		324,788.00	324,788.00	627,527.62	337,487.33	(12,695.35)	31,827.28	0.00	103.91
Dept 901-CAPITAL OUTLAY									
101-901-821-756	CAPITAL OUTLAY ENGINEERING - PARK	0.00	0.00	2,173.50	0.00	0.00	0.00	0.00	0.00
101-901-970-000	CAPITAL OUTLAY - FFE	91,500.00	114,000.00	0.00	64,754.95	44,557.95	0.00	4,687.10	60.91
101-901-971-000	CAPITAL OUTLAY - LAND	0.00	5,000.00	0.00	5,153.23	(153.23)	325.94	0.00	103.06
101-901-971-300	LAND ACQUISITION- THORNAPPLE RIVER	0.00	0.00	274,895.09	0.00	0.00	0.00	0.00	0.00
101-901-974-000	CAPITAL OUTLAY - LANDIMP	680,000.00	680,000.00	0.00	372,822.10	294,449.90	0.00	12,728.00	56.70
101-901-974-756	CAPITAL OUTLAY LAND IMPROV-PARKS	0.00	0.00	439,246.69	(10,000.00)	10,000.00	0.00	0.00	100.00
101-901-979-756	CAPITAL OUTLAY EQUIP - PARKS	0.00	0.00	34,810.16	0.00	0.00	0.00	0.00	0.00
101-901-980-100	GENERAL ADMIN. CAPITAL OUTLAY	0.00	0.00	12,846.31	0.00	0.00	0.00	0.00	0.00
Total Dept 901-CAPITAL OUTLAY		771,500.00	799,000.00	763,971.75	432,730.28	348,854.62	325.94	17,415.10	56.34
Dept 965-TRANSFERS OUT									
101-965-999-004	TRANSFER TO CEMETERY TRUST FUN	1,500.00	1,500.00	2,025.00	0.00	1,500.00	0.00	0.00	0.00
101-965-999-005	TRANSFER TO DAM MAJOR REPAIR	40,000.00	40,000.00	40,000.00	30,000.00	10,000.00	0.00	0.00	75.00
101-965-999-006	TRANSFER TO FIRE FUND	400,000.00	400,000.00	400,000.00	400,000.00	0.00	33,333.37	0.00	100.00
Total Dept 965-TRANSFERS OUT		441,500.00	441,500.00	442,025.00	430,000.00	11,500.00	33,333.37	0.00	97.40
TOTAL EXPENDITURES		4,485,125.00	4,711,823.00	4,409,743.55	3,946,492.30	625,204.89	332,552.73	140,125.81	86.73
Fund 101 - GENERAL FUND:									
TOTAL REVENUES		4,402,191.00	4,533,672.00	4,420,704.09	4,264,830.51	268,841.49	322,358.88	0.00	94.07
TOTAL EXPENDITURES		4,485,125.00	4,711,823.00	4,409,743.55	3,946,492.30	625,204.89	332,552.73	140,125.81	86.73
NET OF REVENUES & EXPENDITURES		(82,934.00)	(178,151.00)	10,960.54	318,338.21	(356,363.40)	(10,193.85)	(140,125.81)	100.03
BEG. FUND BALANCE		8,527,110.43	8,527,110.43	8,516,149.89	8,527,110.43				
END FUND BALANCE		8,444,176.43	8,348,959.43	8,527,110.43	8,845,448.64				

02/03/2017

TRIAL BALANCE REPORT FOR CASCADE CHARTER TOWNSHIP
 PERIOD ENDING 12/31/2016

GL NUMBER	DESCRIPTION	BALANCE DEBIT	BALANCE CREDIT
Fund 101 - GENERAL FUND			
101-000-001-103	CASH - CHEMICAL WIRE# 7505	1.00	
101-000-001-190	CHEMICAL -CASH OPER	628,931.58	
101-000-001-500	GF CASH - K.C. POOL	3,969,393.94	
101-000-003-001	CD - INDEPENDENT BANK 9019789418 M9/16	312,032.12	
101-000-003-005	CD - COAMERICA M 8/17, 8/18	500,000.00	
101-000-003-019	CD- FLAGSTAR BANK M5/22/2018	764,501.19	
101-000-003-020	CD - HUNTINGTON	514,670.13	
101-000-003-022	CD- MERCANTILE BANK OF MI 7/20/2018	510,599.72	
101-000-003-025	CD - MACATAWA BANK M 11/21/2018	256,761.60	
101-000-003-028	CONSUMER CREDIT UNION M 7/08/2019	255,959.76	
101-000-003-030	CD - TALMER BANK & TRUST M6/16/17	500,000.00	
101-000-003-031	WELLS FARGO CD (MONTHLY INT) M9/25/17	500,000.00	
101-000-081-000	DUE FROM OTHER GOVERNMENT UNITS	224,062.00	
101-000-202-000	ACCOUNTS PAYABLE		73,865.52
101-000-204-000	ACCRUED PAYROLL		18,574.78
101-000-231-220	DEPENDENT LIFE W/H	69.62	
101-000-231-221	ADDITIONAL LIFE W/H	952.18	
101-000-231-222	SHORT TERM DISABILITY W/H		118.40
101-000-231-224	LONG TERM CARE W/H	72.50	
101-000-390-000	FUND BALANCE - UNASSIGNED		7,552,567.43
101-000-391-001	FUND BALANCE - COMMITTED/PENSION 2012		499,543.00
101-000-391-003	FUND BALANCE - COMMITTED/ PP TAX 2012		475,000.00
101-000-401-401	GENERAL PROPERTY TAXES		1,220,469.36
101-000-401-405	STREETLIGHT		68,798.76
101-000-401-410	PERSONAL PROPERTY TAX		122,689.73
101-000-401-420	DELINQUENT TAXES		15,462.89
101-000-401-437	ABATEMENT TAXES		12,055.06
101-000-401-445	INTEREST & PENALTIES ON TAXES		10,115.05
101-000-401-447	TAX ADMINISTRATION FEES		534,948.94
101-000-450-460	CABLE / FIBER OPTIC		267,314.94
101-000-450-465	CABLE - PEG FEES		57,570.87
101-000-450-480	SOIL EROSION PERMITS		25.00
101-000-450-490	DOG LICENSES		132.80
101-000-450-498	OTHER PERMITS		350.00
101-000-451-000	LIQUOR LICENSE		21,371.35
101-000-539-010	DEQ-SAW GRANT 2016		41,708.25
101-000-539-576	STATE SHARED REV.-SALES TAX		1,347,711.10
101-000-539-580	STATE SHARED REV-EVIP		7,557.00
101-000-539-581	PA 48 (METRO AUTHORITY) NOW STABILIZATON		16,744.65
101-000-600-608	PLANNING AND ZONING FEES		12,035.17
101-000-600-610	SUMMER TAX COLLECTION FEE		25,796.40
101-000-600-611	SEWER & WATER IMPLEMENTATION		1,024.20
101-000-600-614	PA 198 TAX APPLICATION FEE		5,516.00
101-000-600-626	PASSPORT APPLICATION FEE		18,640.00
101-000-600-634	CEMETERY-OPENINGS AND CLOSINGS		12,200.00
101-000-600-647	YARD WASTE TAG FEE		2,019.00
101-000-600-648	SALE OF PRINTED MATERIAL		10.00
101-000-665-000	INTEREST ON INVESTMENTS		76,317.76
101-000-665-001	INTEREST TIMMONS FUND		181.02
101-000-665-002	DAM LEASE PAYMENTS		84,547.67

02/03/2017

TRIAL BALANCE REPORT FOR CASCADE CHARTER TOWNSHIP
 PERIOD ENDING 12/31/2016

GL NUMBER	DESCRIPTION	BALANCE DEBIT	BALANCE CREDIT
101-000-665-003	RENTAL OF FACILITIES		1,527.50
101-000-665-004	CELLULAR TOWERS		104,452.08
101-000-665-031	INTEREST ON INVESTMENT- WELLS FARGO		2,917.82
101-000-665-210	INTEREST ON INVEST-GF COAMERICA 983		424.66
101-000-671-653	PARK INCOME		5,945.00
101-000-671-671	MISCELLANEOUS INCOME		11,142.17
101-000-671-676	PARK DONATIONS		30,500.00
101-000-671-680	MISC INCOME - TRANSIT TICKETS		3,079.00
101-000-671-683	REIMBURSEMENTS/REFUNDS		14,748.55
101-000-673-000	SALE OF ASSETS		125.00
101-000-674-000	4TH OF JULY SPONSORS		16,200.00
101-000-674-200	HALLOWEEN SPONSORS		1,130.00
101-000-676-000	ELECTION REIMBURSEMENT		10,280.21
101-000-679-000	INTERFUND REIMBURSE/BLDG INSPECTION FUND		79,045.55
101-101-703-000	TRUSTEE SALARIES	24,307.04	
101-101-723-000	TOWNSHIP DUES	16,159.77	
101-101-862-500	TRUSTEE EXPENSE ACCOUNT	95.13	
101-101-924-100	TRUSTEE CELL PHONES	835.79	
101-171-703-000	SUPERVISOR SALARY	11,460.48	
101-171-706-000	MANAGERS SALARY	105,572.82	
101-171-723-000	SUP/MGR MEMBERSHIPS AND DUES	1,226.31	
101-171-724-000	EDUCATION	210.52	
101-171-860-000	SUP/MGR/DEPT MILEAGE	3,120.52	
101-171-862-500	SUPERVISOR EXPENSE ACCOUNT	122.68	
101-171-862-550	MANAGER EXPENSE ACCOUNT	215.44	
101-171-925-000	MANAGER CELL PHONE	1,896.66	
101-171-981-000	SMALL EQUIPMENT/FURNITURE	1,380.68	
101-215-703-000	CLERK SALARY	10,505.44	
101-215-704-000	DEPUTY CLERK		1,010.56
101-215-704-050	HR DIRECTOR	66,981.18	
101-215-704-100	ADDITIONAL HELP/OVERTIME	934.38	
101-215-723-000	CLERK MEMBERSHIPS AND DUES	340.00	
101-215-724-000	EDUCATION	1,282.13	
101-215-860-000	CLERK MILEAGE	778.69	
101-215-862-500	CLERK'S EXPENSE ACCOUNT	35.79	
101-215-925-000	CLERK CELL PHONE	1,139.75	
101-215-981-000	SMALL EQUIPMENT/FURNITURE	2,116.68	
101-253-703-000	TREASURER SALARY	11,460.48	
101-253-707-000	DEPUTY TREASURER	57,969.62	
101-253-707-060	ACCOUNT CLERK II	46,960.64	
101-253-707-100	ADDITIONAL HELP/OVERTIME	2,304.11	
101-253-723-000	TREASURER MEMBERSHIPS AND DUES	585.00	
101-253-724-000	EDUCATION	1,797.60	
101-253-860-000	TREASURER MILEAGE	232.44	
101-253-862-500	TREASURER'S EXPENSE ACCOUNT	60.11	
101-253-924-100	TREASURER'S CELL PHONES	208.39	
101-253-939-000	TREASURER SERVICE CONTRACTS	2,206.00	
101-257-703-000	ASSESSOR	85,433.58	
101-257-706-000	ASSESSING BOARD OF REVIEW EXPENSE	2,298.55	
101-257-708-000	SR RESIDENTIAL APPRAISER JM/JG	60,847.77	
101-257-708-500	RESIDENTIAL APPRAISER	44,403.32	

02/03/2017

TRIAL BALANCE REPORT FOR CASCADE CHARTER TOWNSHIP
PERIOD ENDING 12/31/2016

GL NUMBER	DESCRIPTION	BALANCE DEBIT	BALANCE CREDIT
101-257-723-000	ASSESSING MEMBERSHIPS AND DUES	1,735.00	
101-257-724-000	EDUCATION	4,996.03	
101-257-727-000	ASSESSING OFFICE SUPPLIES	190.00	
101-257-860-000	ASSESSING MILEAGE	1,656.09	
101-257-900-000	ASSESSING PRINTING AND PUBLISHING	1,907.60	
101-257-924-100	CELL PHONES/DATA	208.39	
101-257-939-000	ASSESSING SERVICE CONTRACTS	3,275.20	
101-257-981-000	ASSESSING SMALL EQUIP AND FURNITURE	1,780.36	
101-262-703-000	ELECTION SALARIES/PT HELP	26,161.03	
101-262-703-100	WAGES & SALARIES- EK	8,336.89	
101-262-756-000	ELECTION SUPPLIES	4,713.14	
101-262-788-000	ELECTION MISC EXPENSES	7,513.53	
101-262-801-000	ELECTION CONTRACT INSPECTOR	2,230.00	
101-265-707-000	BLDG & GROUNDS SUPERVISOR	44,994.27	
101-265-707-100	BLDG & GROUNDS ADDITIONAL HELP	46,915.13	
101-265-707-200	BLDG & GROUNDS LABORER I	33,152.27	
101-265-707-250	BLDG & GROUNDS LABORER I	33,949.24	
101-265-707-300	BLDG & GROUNDS LABORER I	31,756.32	
101-265-707-400	BLDG & GROUNDS LABORER I	33,314.85	
101-265-709-000	WAGES/SALARIES OVERTIME	7,954.99	
101-265-768-000	BLDG & GROUNDS UNIFORMS	2,202.28	
101-265-802-200	JANITORIAL CONTRACT	5,544.00	
101-265-863-000	BLDG & GRDS VEHICLE MAINTENANCE	35,469.81	
101-265-864-000	BLDG & GRDS VEHICLE FUEL	13,999.04	
101-265-921-000	COMPLEX ELECTRICITY	27,135.79	
101-265-923-000	COMPLEX HEATING	6,598.84	
101-265-924-000	COMPLEX PHONES	8,323.60	
101-265-924-100	BLDG AND GROUNDS CELL PHONES	1,953.84	
101-265-927-000	COMPLEX WATER-SEWER	6,997.01	
101-265-931-000	COMPLEX MAINTENANCE	41,518.99	
101-265-932-000	OFFICE EQUIP/COMPUTER REPAIR	10,844.50	
101-265-939-000	SERVICE CONTRACTS	573.30	
101-265-981-000	SMALL EQUIPMENT/FURNITURE	199.99	
101-276-921-000	CEMETERY ELECTRICITY	1,006.69	
101-276-931-000	MAINT & REPAIR/IMPROVEMENTS	590.81	
101-276-932-000	CEMETERY MAINT	2,102.54	
101-295-704-000	SR ACCOUNTANT	61,688.28	
101-295-704-050	FRONT DESK CLERK (FT)	280.00	
101-295-707-000	FRONT DESK CLERK (PT)	367.08	
101-295-709-000	WAGES/SALARIES OVERTIME	1,068.72	
101-295-723-000	MEMBERSHIP AND DUES	365.00	
101-295-724-000	EDUCATION	2,243.39	
101-295-726-000	EMPLOYEE TRAINING	992.21	
101-295-727-000	OFFICE SUPPLIES	9,846.48	
101-295-730-000	POSTAGE	13,095.17	
101-295-787-000	OTHER EXPENSES	4,975.84	
101-295-787-300	OTHER EXP - POSITIVE PAY FEE	100.00	
101-295-807-000	AUDIT FEES & SERVICES	14,320.00	
101-295-810-000	INSURANCE/CONTRACT SVCS	13,448.80	
101-295-814-000	TAX/ASSESSING ADMIN COSTS	16,282.01	
101-295-815-000	COMPUTER COSTS-ISP	1,683.00	

P C 8

02/03/2017

TRIAL BALANCE REPORT FOR CASCADE CHARTER TOWNSHIP
 PERIOD ENDING 12/31/2016

GL NUMBER	DESCRIPTION	BALANCE DEBIT	BALANCE CREDIT
101-295-815-100	COMPUTER COSTS-WEB SITE	3,949.00	
101-295-816-000	INSECT/WEED CONTROL	34,923.80	
101-295-821-000	ENGINEERING COSTS	29,168.24	
101-295-826-000	LEGAL FEES	48,835.84	
101-295-860-000	ADMINISTRATIVE MILEAGE	12.42	
101-295-881-000	FOURTH OF JULY	46,403.30	
101-295-881-200	HALLOWEEN	759.46	
101-295-881-300	KDL MUSIC PROGRAMING	3,500.00	
101-295-882-000	SENIOR CITIZENS	1,555.00	
101-295-885-000	NEWSLETTER	23,227.23	
101-295-900-000	PRINTING/PUBLISHING	5,311.37	
101-295-901-000	PUBLICATIONS	395.00	
101-295-924-100	CELL PHONES/DATA	208.39	
101-295-939-000	SERVICE CONTRACTS	14,067.51	
101-295-941-000	POSTAGE MACHINE LEASE	2,700.00	
101-295-950-000	PROPERTY TAX REFUNDS	1,970.43	
101-295-951-000	CABLE EQUIPMENT GRANTS	35,000.00	
101-295-952-000	REGIS	37,898.00	
101-295-952-100	KENT COUNTY AERIAL PHOTO	3,294.42	
101-295-954-000	NPDES PHASE II	2,855.00	
101-295-955-000	COMMUNITY MEDIA CENTER	5,000.00	
101-295-956-000	RIGHT PLACE PROGRAM CONTRIBUTIONS (2014)	5,000.00	
101-295-957-000	GENERAL FUND PHYSICAL EXAMS	962.00	
101-295-967-000	SPECIAL PROJECTS	6,506.95	
101-295-981-000	SMALL EQUIPMENT/FURNITURE	3,043.34	
101-445-816-000	DRAIN MAINTENANCE	2,457.87	
101-445-818-000	STORM WATER GRANT MATCH/KCDC	5,733.90	
101-445-818-010	STORM WATER/SAW GRANT CONTR SERVICE	54,205.20	
101-445-821-000	DRAIN ENGINEERING	45,590.64	
101-445-822-000	ILLICIT DISCHARGE PLAN	500.00	
101-445-823-000	LGROW MEMBERSHIP DUES	400.00	
101-446-818-000	DUST CONTROL LAYER	2,263.09	
101-446-821-000	ROAD OVERLAYS	327,480.69	
101-447-787-000	YARD WASTE OTHER EXPENSES	925.80	
101-447-818-000	CONTRACTED SERVICES	34,999.50	
101-447-820-000	SPRING/FALL CLEAN-UP	16,639.76	
101-448-926-000	STREETLIGHTING	104,762.61	
101-448-927-100	TRAFFIC SIGNALS	2,186.79	
101-652-859-000	TRANSPORTATION SERVICES	41,966.00	
101-652-859-100	TRANSPORTATION SERVICE-GO BUS TICKETS	7,320.00	
101-652-861-000	BUS SERVICE 33RD & 36TH	44,207.25	
101-652-861-100	BUS SERVICE 28TH ST	238,338.22	
101-721-703-000	COMMUNITY DEVELOPMENT DIRECTOR	83,734.17	
101-721-704-000	FRONT DESK CLERK (PT)	35,364.35	
101-721-705-500	DDA ECONOMIC DEVELOPMENT DIRECTOR	63,277.90	
101-721-705-550	COMMUNITY STANDARDS OFFICER	19,886.36	
101-721-706-000	PLANNING COMMISSION PER DIEM	5,105.00	
101-721-707-000	ZONING BOARD PER DIEM	1,565.00	
101-721-723-000	COMM DEV MEMBERSHIPS AND DUES	1,105.00	
101-721-724-000	EDUCATION	1,798.88	
101-721-727-000	COMM DEV SUPPLIES	96.63	

02/03/2017

TRIAL BALANCE REPORT FOR CASCADE CHARTER TOWNSHIP
PERIOD ENDING 12/31/2016

GL NUMBER	DESCRIPTION	BALANCE DEBIT	BALANCE CREDIT
101-721-768-000	COMM DEV UNIFORMS	163.94	
101-721-787-000	PLANNING OTHER EXP/MINUTES	1,359.63	
101-721-860-000	COMM DEV MILEAGE	1,203.06	
101-721-862-500	COMM DEV EXPENSE ACCOUNT	522.52	
101-721-900-000	PRINTING & PUBLISHING	6,132.65	
101-721-925-000	COMM DEV CELL/DATA	1,906.35	
101-721-967-000	SPECIAL PROJECTS	6,672.64	
101-721-981-000	COMM DEV SMALL EQUIP AND FURNITURE	1,307.27	
101-756-756-000	PARK OPERATING SUPPLIES	2,497.97	
101-756-921-000	PARK ELECTRICITY	5,653.52	
101-756-924-000	PARK PHONES	708.88	
101-756-927-000	PARK WATER-SEWER	3,172.37	
101-756-935-000	PARK MAINTENANCE	70,732.75	
101-756-981-000	SMALL EQUIPMENT/FURNITURE	284.81	
101-803-758-000	PROJECTS, PROMOTIONS & PROGRAM	5,000.00	
101-803-921-000	MUSEUM - ELECTRICITY	838.50	
101-803-923-000	MUSEUM - HEATING/UTILITY	904.44	
101-803-927-000	MUSEUM WATER-SEWER	1,113.95	
101-803-961-000	MUSEUM MAINTENANCE	8,609.86	
101-850-715-000	FICA-EMPLOYER	76,510.31	
101-850-717-000	WORKERS COMP INSURANCE	25,315.50	
101-850-718-000	VISION INSURANCE BENEFITS	1,875.60	
101-850-719-000	HEALTH INSURANCE BENEFITS	118,459.92	
101-850-719-100	OPT-OUT INSURANCE	4,000.00	
101-850-720-000	LIFE & DIS INSURANCE BENEFITS	6,701.61	
101-850-721-000	DENTAL INSURANCE BENEFITS	12,436.92	
101-850-721-200	MI CLAIMS TAX - DENTAL	170.51	
101-850-722-000	PENSION PLAN BENEFITS	91,956.96	
101-850-960-000	UNEMPLOYMENT COSTS	60.00	
101-901-970-000	CAPITAL OUTLAY - FFE	64,754.95	
101-901-971-000	CAPITAL OUTLAY - LAND	5,153.23	
101-901-974-000	CAPITAL OUTLAY - LANDIMP	372,822.10	
101-901-974-756	CAPITAL OUTLAY LAND IMPROV-PARKS		10,000.00
101-965-999-005	TRANSFER TO DAM MAJOR REPAIR	30,000.00	
101-965-999-006	TRANSFER TO FIRE FUND	400,000.00	
Total Fund 101 - GENERAL FUND		12,895,510.20	12,895,510.20

PC 10

02/03/2017

BALANCE SHEET FOR CASCADE CHARTER TOWNSHIP
Period Ending 12/31/2016

GL Number	Description	Balance
Fund 101 - GENERAL FUND		
*** Assets ***		
101-000-001-103	CASH- CHEMICAL WIRE# 7505	1.00
101-000-001-190	CHEMICAL -CASH OPER	628,931.58
101-000-001-500	GF CASH - K.C. POOL	3,969,393.94
101-000-003-001	CD - INDEPENDENT BANK 9019789418 M9/16	312,032.12
101-000-003-005	CD - COAMERICA M 8/17, 8/18	500,000.00
101-000-003-019	CD- FLAGSTAR BANK M5/22/2018	764,501.19
101-000-003-020	CD - HUNTINGTON	514,670.13
101-000-003-022	CD- MERCANTILE BANK OF MI 7/20/2018	510,599.72
101-000-003-025	CD - MACATAWA BANK M 11/21/2018	256,761.60
101-000-003-028	CONSUMER CREDIT UNION M 7/08/2019	255,959.76
101-000-003-030	CD - TALMER BANK & TRUST M6/16/17	500,000.00
101-000-003-031	WELLS FARGO CD (MONTHLY INT) M9/25/17	500,000.00
101-000-081-000	DUE FROM OTHER GOVERNMENT UNITS	224,062.00
	Total Assets	8,936,913.04
*** Liabilities ***		
101-000-202-000	ACCOUNTS PAYABLE	73,865.52
101-000-204-000	ACCRUED PAYROLL	18,574.78
101-000-231-220	DEPENDENT LIFE W/H	(69.62)
101-000-231-221	ADDITIONAL LIFE W/H	(952.13)
101-000-231-222	SHORT TERM DISABILITY W/H	118.40
101-000-231-224	LONG TERM CARE W/H	(72.50)
	Total Liabilities	91,464.40
*** Fund Balance ***		
101-000-390-000	FUND BALANCE - UNASSIGNED	7,552,567.43
101-000-391-001	FUND BALANCE - COMMITTED/PENSION 2012	499,543.00
101-000-391-003	FUND BALANCE - COMMITTED/ PP TAX 2012	475,000.00
	Total Fund Balance	8,527,110.43
	Beginning Fund Balance	8,527,110.43
	Net of Revenues VS Expenditures	318,338.21
	Ending Fund Balance	8,845,448.64
	Total Liabilities And Fund Balance	8,936,913.04

02/03/2017

REVENUE AND EXPENDITURE REPORT FOR CASCADE CHARTER TOWNSHIP
 PERIOD ENDING 12/31/2016
 % Fiscal Year Completed: 100.00

GL NUMBER	DESCRIPTION	2016		END BALANCE	YTD BALANCE	UNENCUMBERED BALANCE	ACTIVITY FOR	ENCUMBERED YEAR-TO-DATE	% BDGT USED
		ORIGINAL BUDGET	2016 AMENDED BUDGET	12/31/2015 NORM (ABNORM)	12/31/2016 NORM (ABNORM)		MONTH 12/31/16 INCR (DECR)		
Fund 151 - CEMETERY TRUST FUND									
Revenues									
Dept 000									
151-000-600-634	CEMETERY-OPENINGS AND CLOSINGS	1,500.00	1,500.00	0.00	0.00	1,500.00	0.00	0.00	0.00
151-000-600-636	CEMETERY-CARE FEE	4,000.00	4,000.00	14,620.00	4,070.00	(70.00)	0.00	0.00	101.75
151-000-665-000	INTEREST ON INVESTMENTS	100.00	100.00	46.15	364.26	(201.26)	31.91	0.00	364.26
151-000-699-101	TRANSFER FROM GENERAL FUND	0.00	0.00	2,025.00	0.00	0.00	0.00	0.00	0.00
Total Dept 000		5,600.00	5,600.00	16,691.15	4,434.26	1,165.74	31.91	0.00	79.18
TOTAL REVENUES		5,600.00	5,600.00	16,691.15	4,434.26	1,165.74	31.91	0.00	79.18
Expenditures									
Dept 276-CEMETERY									
151-276-787-000	OTHER EXPENSES	250.00	250.00	206.53	5.59	244.41	0.00	0.00	2.24
151-276-931-000	MAINT & REPAIR/IMPROVEMENTS	2,000.00	2,000.00	2,205.22	495.72	20.27	160.00	1,484.01	98.99
Total Dept 276-CEMETERY		2,250.00	2,250.00	2,411.75	501.31	264.68	160.00	1,484.01	88.24
TOTAL EXPENDITURES		2,250.00	2,250.00	2,411.75	501.31	264.68	160.00	1,484.01	88.24
Fund 151 - CEMETERY TRUST FUND:									
TOTAL REVENUES		5,600.00	5,600.00	16,691.15	4,434.26	1,165.74	31.91	0.00	79.18
TOTAL EXPENDITURES		2,250.00	2,250.00	2,411.75	501.31	264.68	160.00	1,484.01	88.24
NET OF REVENUES & EXPENDITURES		3,350.00	3,350.00	14,279.40	3,932.95	901.06	(118.09)	(1,484.01)	73.10
BEG. FUND BALANCE		93,235.38	93,235.38	78,955.98	93,235.38				
END FUND BALANCE		96,585.38	96,585.38	93,235.38	97,168.33				

02/03/2017

TRIAL BALANCE REPORT FOR CASCADE CHARTER TOWNSHIP
PERIOD ENDING 12/31/2016

GL NUMBER	DESCRIPTION	BALANCE DEBIT	BALANCE CREDIT
Fund 151 - CEMETERY TRUST FUND			
151-000-015-005	MONEY MARKET LAKE MICH CR UN 12/15	97,328.33	
151-000-202-000	ACCOUNTS PAYABLE		160.00
151-000-390-000	FUND BALANCE - NONSPENDABLE		88,235.38
151-000-391-001	FUND BALANCE-COMMITTED WHITNEYVILLE M 11		5,000.00
151-000-600-636	CEMETERY-CARE FEE		4,070.00
151-000-665-000	INTEREST ON INVESTMENTS		364.26
151-276-787-000	OTHER EXPENSES	5.59	
151-276-931-000	MAINT & REPAIR/IMPROVEMENTS	495.72	
Total Fund 151 - CEMETERY TRUST FUND		97,829.64	97,829.64

02/03/2017

BALANCE SHEET FOR CASCADE CHARTER TOWNSHIP
Period Ending 12/31/2016

GL Number	Description	Balance
Fund 151 - CEMETERY TRUST FUND		
*** Assets ***		
151-000-015-005	MONEY MARKET LAKE MICH CR UN 12/15	97,328.33
	Total Assets	97,328.33
*** Liabilities ***		
151-000-202-000	ACCOUNTS PAYABLE	160.00
	Total Liabilities	160.00
*** Fund Balance ***		
151-000-390-000	FUND BALANCE - NONSPENDABLE	88,235.38
151-000-391-001	FUND BALANCE-COMMITTED WHITNEYVILLE M 11	5,000.00
	Total Fund Balance	93,235.38
	Beginning Fund Balance	93,235.38
	Net of Revenues VS Expenditures	3,932.95
	Ending Fund Balance	97,168.33
	Total Liabilities And Fund Balance	97,328.33

02/03/2017

REVENUE AND EXPENDITURE REPORT FOR CASCADE CHARTER TOWNSHIP
 PERIOD ENDING 12/31/2016
 % Fiscal Year Completed: 100.00

GL NUMBER	DESCRIPTION	2016		END BALANCE	YTD BALANCE	UNENCUMBERED BALANCE	ACTIVITY FOR	ENCUMBERED YEAR-TO-DATE	% BDGT USED	
		ORIGINAL BUDGET	2016 AMENDED BUDGET	12/31/2015 NORM (ABNORM)	12/31/2016 NORM (ABNORM)		MONTH 12/31/16 INCR (DECR)			
Fund 206 - FIRE FUND										
Revenues										
Dept 000										
206-000-401-402	TAX LEVY	1,650,120.00	1,650,120.00	1,593,267.54	1,652,094.61	(1,974.61)	0.00	0.00	100.12	
206-000-401-410	PERSONAL PROPERTY TAX	177,115.00	177,115.00	153,978.67	166,079.02	11,035.98	0.00	0.00	93.77	
206-000-401-412	DELINQUENT TAXES-LEVY	8,000.00	8,000.00	12,866.37	11,301.51	(3,301.51)	0.00	0.00	141.27	
206-000-401-437	ABATEMENT TAXES-LEVY	16,755.00	16,755.00	16,573.87	16,318.32	436.68	0.00	0.00	97.39	
206-000-401-445	PENALTIES & INTEREST ON TAXES	500.00	500.00	359.10	268.48	231.52	0.00	0.00	53.70	
206-000-600-644	NSF FEES	0.00	0.00	5.00	0.00	0.00	0.00	0.00	0.00	
206-000-655-661	DISTRICT COURT FINES	1,000.00	1,000.00	651.88	46.20	953.80	0.00	0.00	4.62	
206-000-665-000	INTEREST REVENUE	24,100.00	24,100.00	13,092.10	22,192.66	1,907.34	307.54	0.00	92.09	
206-000-671-671	MISCELLANEOUS INCOME	250.00	250.00	100.00	0.00	250.00	0.00	0.00	0.00	
206-000-671-675	DONATIONS	500.00	500.00	730.00	100.00	400.00	0.00	0.00	20.00	
206-000-671-683	REIMBURSEMENTS/REFUNDS	250.00	250.00	20.00	0.00	250.00	0.00	0.00	0.00	
206-000-671-687	INSURANCE REIMBURSEMENT	0.00	0.00	23,769.51	0.00	0.00	0.00	0.00	0.00	
206-000-673-000	SALE OF ASSETS	2,000.00	2,000.00	0.00	0.00	2,000.00	0.00	0.00	0.00	
206-000-676-000	REIMBURSEMENT INSURANCE/ELECTIO	0.00	0.00	1,845.41	0.00	0.00	0.00	0.00	0.00	
206-000-699-000	TRANSFER FROM GENERAL FUND	400,000.00	400,000.00	400,000.00	400,000.00	0.00	33,333.37	0.00	100.00	
Total Dept 000		2,280,590.00	2,280,590.00	2,217,259.45	2,268,400.80	12,189.20	33,640.91	0.00	99.47	
TOTAL REVENUES		2,280,590.00	2,280,590.00	2,217,259.45	2,268,400.80	12,189.20	33,640.91	0.00	99.47	
Expenditures										
Dept 336-FIRE DEPARTMENT										
206-336-703-000	FIREFIGHTERS SALARY	697,274.00	697,274.00	659,922.47	649,273.05	48,000.95	41,398.41	0.00	93.12	
206-336-705-000	FIRE CHIEF	85,193.00	85,193.00	84,097.45	85,880.21	(687.21)	7,241.33	0.00	100.81	
206-336-707-000	LIEUTENANT-RR	70,359.00	70,359.00	68,897.17	68,453.83	1,905.17	5,267.08	0.00	97.29	
206-336-708-000	LIEUTENANT-TS	61,765.00	61,765.00	60,072.87	61,294.65	470.35	4,424.87	0.00	99.24	
206-336-708-200	LIEUTENANT-DV	70,359.00	70,359.00	70,285.60	70,968.00	(509.00)	5,710.13	0.00	100.87	
206-336-708-400	FIRE INSPECTOR	64,847.00	64,847.00	64,845.23	64,804.37	42.63	4,938.77	0.00	99.93	
206-336-709-000	WAGES/SALARIES OVERTIME	40,000.00	40,000.00	40,102.98	50,323.69	(10,323.69)	9,390.74	0.00	125.81	
206-336-710-000	FIRE PAID ON CALL	172,878.00	172,878.00	173,781.98	184,599.58	(11,721.58)	12,574.27	0.00	106.78	
206-336-723-000	FIRE MEMBERSHIP AND DUES	950.00	950.00	745.00	535.00	415.00	0.00	0.00	56.32	
206-336-724-000	FIRE EDUCATION	8,000.00	8,000.00	5,262.44	5,315.47	2,684.53	680.49	0.00	66.44	
206-336-725-000	FIRE TUITION	3,000.00	3,000.00	0.00	2,730.00	270.00	1,890.00	0.00	91.00	
206-336-726-000	FIRE TRAINING	5,000.00	5,000.00	1,164.96	3,291.07	1,021.32	335.94	687.61	79.57	
206-336-727-000	FIRE OFFICE SUPPLIES	3,500.00	3,500.00	1,459.78	657.69	2,242.29	35.99	600.02	35.93	
206-336-738-000	FIRE MAINT SUPPLIES	1,000.00	1,000.00	0.00	0.00	1,000.00	0.00	0.00	0.00	
206-336-745-000	FIRE FUELS	22,000.00	22,000.00	13,073.81	11,873.49	10,126.51	1,523.43	0.00	53.97	
206-336-768-000	FIRE UNIFORMS	9,000.00	9,000.00	5,930.24	4,778.58	4,118.50	217.90	102.92	54.24	
206-336-787-000	FIRE OTHER EXPENSES	2,000.00	2,000.00	2,533.86	1,572.11	427.89	243.15	0.00	78.61	
206-336-802-000	FIRE CONTRACTUAL SERVICE	6,900.00	6,900.00	8,382.22	7,167.22	(267.22)	5,728.50	0.00	103.87	
206-336-802-100	FIRE DISPATCH SERVICE	19,904.00	21,424.00	9,952.00	21,007.50	416.50	0.00	0.00	98.06	
206-336-803-000	FIRE FIGHTER HIRING	1,500.00	1,500.00	0.00	1,142.00	358.00	85.00	0.00	76.13	
206-336-807-000	FIRE AUDIT FEES & SERVICES	2,640.00	2,640.00	2,250.00	2,685.00	(45.00)	0.00	0.00	101.70	
206-336-810-000	FIRE PROPERTY/CON/VECHICLE INS	13,078.00	13,078.00	12,294.00	13,225.80	(147.30)	0.00	0.00	101.13	
206-336-826-000	FIRE LEGAL FEES	1,000.00	1,000.00	0.00	0.00	1,000.00	0.00	0.00	0.00	
206-336-887-000	FIRE PUBLIC RELATIONS	1,500.00	1,500.00	0.00	2,923.83	(1,423.83)	2,465.45	0.00	194.92	
206-336-901-000	FIRE PUBLICATIONS	1,500.00	1,500.00	462.95	1,074.91	425.09	46.80	0.00	71.66	
206-336-921-002	FIRE ELECTRICITY/BUTTRICK	9,000.00	9,000.00	8,726.00	7,591.84	1,408.16	1,308.19	0.00	84.35	
206-336-923-002	FIRE HEATING/BUTTRICK	4,320.00	4,320.00	3,444.57	2,565.96	1,754.04	649.04	0.00	59.40	
206-336-924-000	FIRE PHONES	6,000.00	6,000.00	6,915.43	2,896.58	3,103.42	261.75	0.00	48.28	
206-336-924-002	FIRE PHONES/BUTTRICK	3,000.00	3,000.00	2,332.70	2,240.15	759.85	234.27	0.00	74.67	
206-336-924-100	CELL PHONES/DATA-MODEMS	4,000.00	4,000.00	0.00	5,503.12	(1,503.12)	702.50	0.00	137.58	
206-336-927-002	FIRE WATER/BUTTRICK	1,750.00	1,750.00	972.52	1,204.91	545.09	339.82	0.00	68.85	
206-336-932-000	FIRE OFF EQUIP & COMPUTER REPA	3,000.00	3,000.00	2,100.00	2,000.00	(1,500.00)	0.00	2,500.00	150.00	
206-336-936-000	FIRE STATION MAINT	16,000.00	16,000.00	14,347.84	18,541.95	(2,718.95)	4,361.11	176.98	116.99	
206-336-936-002	FIRE STATION MAINT/BUTTRICK	28,000.00	37,500.00	15,338.01	35,932.50	(200.10)	9,011.90	1,767.60	100.53	
206-336-937-000	FIRE RADIO MAINT	5,500.00	5,500.00	4,544.60	2,226.20	3,273.80	0.00	0.00	40.48	
206-336-938-000	FIRE EQUIPMENT MAINT	48,000.00	48,000.00	62,608.88	36,977.02	9,818.92	5,955.70	1,204.06	79.54	
206-336-939-000	FIRE COPIER/LEASE/SERVICE	750.00	750.00	769.88	878.10	(128.10)	146.87	0.00	117.08	
206-336-941-000	FIRE POSTAGE & MACHINE LEASE	900.00	900.00	794.90	600.00	300.00	0.00	0.00	66.67	
206-336-950-000	PROPERTY TAX REFUNDS	1,600.00	1,600.00	984.91	1,262.72	337.28	0.00	0.00	78.92	
206-336-957-000	FIRE PHYSICAL EXAMS	16,000.00	16,000.00	11,406.18	12,768.00	3,232.00	0.00	0.00	79.80	
206-336-958-000	FIRE SUPPLEMENTAL EQUIPMENT	12,500.00	12,500.00	6,195.28	7,323.73	4,763.57	5,293.95	412.70	61.89	
206-336-959-000	FIRE PROTECTIVE CLOTHING	22,500.00	22,500.00	15,384.03	18,046.50	(1,583.95)	6,019.70	6,037.45	107.04	

PG 15

02/03/2017

REVENUE AND EXPENDITURE REPORT FOR CASCADE CHARTER TOWNSHIP
 PERIOD ENDING 12/31/2016
 % Fiscal Year Completed: 100.00

GL NUMBER	DESCRIPTION	2016		END BALANCE	YTD BALANCE	UNENCUMBERED BALANCE	ACTIVITY FOR	ENCUMBERED YEAR-TO-DATE	% BDGT USED	
		ORIGINAL BUDGET	2016 AMENDED BUDGET	12/31/2015 NORM (ABNORM)	12/31/2016 NORM (ABNORM)		MONTH 12/31/16 INCR (DECR)			
206-336-981-000	SMALL EQUIPMENT/FURNITURE	6,200.00	6,200.00	7,250.99	10,902.31	(4,702.31)	454.96	0.00	175.84	
Total Dept 336-FIRE DEPARTMENT		1,554,167.00	1,565,187.00	1,449,633.73	1,485,038.64	66,659.02	138,938.01	13,489.34	95.74	
Dept 850-BENEFITS/INSURANCE										
206-850-715-000	FICA-EMPLOYER	96,595.00	96,595.00	88,020.80	90,593.54	6,001.46	6,427.68	0.00	93.79	
206-850-717-000	WORKERS COMP INSURANCE	48,723.00	48,723.00	55,551.45	62,984.96	(14,261.96)	12,214.21	0.00	129.27	
206-850-718-000	VISION INSURANCE BENEFITS	2,579.00	2,579.00	2,221.47	2,339.67	239.33	198.90	0.00	90.72	
206-850-719-000	HEALTH INSURANCE BENEFITS	130,539.00	130,539.00	111,061.28	105,310.11	25,228.89	9,263.41	0.00	80.67	
206-850-719-100	OPT-OUT INSURANCE	5,000.00	5,000.00	4,000.00	5,000.00	0.00	500.00	0.00	100.00	
206-850-719-200	MI CLAIMS TAX- HEALTH	1,400.00	1,400.00	0.00	0.00	1,400.00	0.00	0.00	0.00	
206-850-720-000	LIFE & DISABILITY INSURANCE	9,104.00	9,104.00	8,157.12	8,337.40	766.60	718.55	0.00	91.58	
206-850-720-100	FIRE CASUALTY INSURANCE	6,200.00	6,200.00	6,171.00	6,171.00	29.00	0.00	0.00	99.53	
206-850-721-000	DENTAL INSURANCE BENEFITS	20,134.00	20,134.00	23,269.00	20,933.22	(799.22)	1,716.18	0.00	103.97	
206-850-721-200	MI CLAIMS TAX - DENTAL	350.00	350.00	166.69	285.49	64.51	11.28	0.00	81.57	
206-850-722-000	PENSION PLAN BENEFITS	108,980.00	108,980.00	104,278.58	106,040.46	2,939.54	7,523.47	0.00	97.30	
Total Dept 850-BENEFITS/INSURANCE		429,604.00	429,604.00	402,897.39	407,995.85	21,608.15	38,573.68	0.00	94.97	
Dept 901-CAPITAL OUTLAY										
206-901-975-000	CAPITAL OUTLAY - BLDGIMP	0.00	15,000.00	0.00	11,750.00	1,330.00	0.00	1,920.00	91.13	
206-901-980-000	FIRE- OFFICE EQUIPMENT & FURNITURE	66,500.00	66,500.00	180,504.26	61,025.37	4,191.47	19,066.59	1,283.16	93.70	
206-901-981-000	CAPITAL OUTLAY - VEHICLES	79,500.00	81,000.00	45,159.69	80,958.26	41.74	0.00	0.00	99.95	
Total Dept 901-CAPITAL OUTLAY		146,000.00	162,500.00	225,663.95	153,733.63	5,563.21	19,066.59	3,203.16	96.58	
TOTAL EXPENDITURES		2,129,771.00	2,157,291.00	2,078,195.07	2,046,768.12	93,830.38	196,578.28	16,692.50	95.65	
Fund 206 - FIRE FUND:										
TOTAL REVENUES		2,280,590.00	2,280,590.00	2,217,259.45	2,268,400.80	12,189.20	33,640.91	0.00	99.47	
TOTAL EXPENDITURES		2,129,771.00	2,157,291.00	2,078,195.07	2,046,768.12	93,830.38	196,578.28	16,692.50	95.65	
NET OF REVENUES & EXPENDITURES		150,819.00	123,299.00	139,064.38	221,632.68	(81,641.18)	(162,937.37)	(16,632.50)	166.21	
BEG. FUND BALANCE		2,431,699.37	2,431,699.37	2,292,634.99	2,431,699.37					
END FUND BALANCE		2,582,518.37	2,554,998.37	2,431,699.37	2,653,332.05					

02/03/2017

TRIAL BALANCE REPORT FOR CASCADE CHARTER TOWNSHIP
PERIOD ENDING 12/31/2016

GL NUMBER	DESCRIPTION	BALANCE DEBIT	BALANCE CREDIT
Fund 206 - FIRE FUND			
206-000-001-100	CASH -CHEM	167,847.09	
206-000-001-700	CASH - GIFT CARDS	200.00	
206-000-003-000	CASH	0.05	
206-000-003-014	CD - LAKE MICH CR UN-49 M-10/25/2017	536,265.51	
206-000-003-015	CD - COMMUNITY WEST CR UN	5.00	
206-000-003-016	CD-OPTION ONE CR UN	250,000.00	
206-000-003-020	CD - HUNTINGTON M11/17/2017	259,925.13	
206-000-003-024	FIRST NATL BANK OF AMERICA #303659 7/15	531,427.61	
206-000-003-032	COMMUNITY CHOICE CR UN M 3/18/17	250,000.00	
206-000-015-005	MONEY MARKET LAKE MICH CR UN	712,329.51	
206-000-202-000	ACCOUNTS PAYABLE		33,704.64
206-000-204-000	ACCRUED PAYROLL		20,963.21
206-000-390-000	FUND BALANCE - RESTRICTED		1,573,699.37
206-000-391-003	FUND BALANCE - COMMITTED RESCUE VEH 12		198,000.00
206-000-391-004	FUND BALANCE - COMMITTTED/ PP TAX 2012		660,000.00
206-000-401-402	TAX LEVY		1,652,094.61
206-000-401-410	PERSONAL PROPERTY TAX		166,079.02
206-000-401-412	DELINQUENT TAXES-LEVY		11,301.51
206-000-401-437	ABATEMENT TAXES-LEVY		16,318.32
206-000-401-445	PENALTIES & INTEREST ON TAXES		268.48
206-000-655-661	DISTRICT COURT FINES		46.20
206-000-665-000	INTEREST REVENUE		22,192.66
206-000-671-675	DONATIONS		100.00
206-000-699-000	TRANSFER FROM GENERAL FUND		400,000.00
206-336-703-000	FIREFIGHTERS SALARY	649,273.05	
206-336-705-000	FIRE CHIEF	85,880.21	
206-336-707-000	LIEUTENANT-RR	68,453.83	
206-336-708-000	LIEUTENANT-TS	61,294.65	
206-336-708-200	LIEUTENANT-DV	70,968.00	
206-336-708-400	FIRE INSPECTOR	64,804.37	
206-336-709-000	WAGES/SALARIES OVERTIME	50,323.69	
206-336-710-000	FIRE PAID ON CALL	184,599.58	
206-336-723-000	FIRE MEMBERSHIP AND DUES	535.00	
206-336-724-000	FIRE EDUCATION	5,315.47	
206-336-725-000	FIRE TUITION	2,730.00	
206-336-726-000	FIRE TRAINING	3,291.07	
206-336-727-000	FIRE OFFICE SUPPLIES	657.69	
206-336-745-000	FIRE FUELS	11,873.49	
206-336-768-000	FIRE UNIFORMS	4,778.58	
206-336-787-000	FIRE OTHER EXPENSES	1,572.11	
206-336-802-000	FIRE CONTRACTUAL SERVICE	7,167.22	
206-336-802-100	FIRE DISPATCH SERVICE	21,007.50	
206-336-803-000	FIRE FIGHTER HIRING	1,142.00	
206-336-807-000	FIRE AUDIT FEES & SERVICES	2,685.00	
206-336-810-000	FIRE PROPERTY/CON/VECHICLE INS	13,225.80	
206-336-887-000	FIRE PUBLIC RELATIONS	2,923.83	
206-336-901-000	FIRE PUBLICATIONS	1,074.91	
206-336-921-002	FIRE ELECTRICITY/BUTTRICK	7,591.84	
206-336-923-002	FIRE HEATING/BUTTRICK	2,565.96	

76 17

02/03/2017

TRIAL BALANCE REPORT FOR CASCADE CHARTER TOWNSHIP
PERIOD ENDING 12/31/2016

GL NUMBER	DESCRIPTION	BALANCE DEBIT	BALANCE CREDIT
206-336-924-000	FIRE PHONES	2,896.58	
206-336-924-002	FIRE PHONES/BUTTRICK	2,240.15	
206-336-924-100	CELL PHONES/DATA-MODEMS	5,503.12	
206-336-927-002	FIRE WATER/BUTTRICK	1,204.91	
206-336-932-000	FIRE OFF EQUIP & COMPUTER REPA	2,000.00	
206-336-936-000	FIRE STATION MAINT	18,541.95	
206-336-936-002	FIRE STATION MAINT/BUTTRICK	35,932.50	
206-336-937-000	FIRE RADIO MAINT	2,226.20	
206-336-938-000	FIRE EQUIPMENT MAINT	36,977.02	
206-336-939-000	FIRE COPIER/LEASE/SERVICE	878.10	
206-336-941-000	FIRE POSTAGE & MACHINE LEASE	600.00	
206-336-950-000	PROPERTY TAX REFUNDS	1,262.72	
206-336-957-000	FIRE PHYSICAL EXAMS	12,768.00	
206-336-958-000	FIRE SUPPLEMENTAL EQUIPMENT	7,323.73	
206-336-959-000	FIRE PROTECTIVE CLOTHING	18,046.50	
206-336-981-000	SMALL EQUIPMENT/FURNITURE	10,902.31	
206-850-715-000	FICA-EMPLOYER	90,593.54	
206-850-717-000	WORKERS COMP INSURANCE	62,984.96	
206-850-718-000	VISION INSURANCE BENEFITS	2,339.67	
206-850-719-000	HEALTH INSURANCE BENEFITS	105,310.11	
206-850-719-100	OPT-OUT INSURANCE	5,000.00	
206-850-720-000	LIFE & DISABILITY INSURANCE	8,337.40	
206-850-720-100	FIRE CASUALTY INSURANCE	6,171.00	
206-850-721-000	DENTAL INSURANCE BENEFITS	20,933.22	
206-850-721-200	MI CLAIMS TAX - DENTAL	285.49	
206-850-722-000	PENSION PLAN BENEFITS	106,040.46	
206-901-975-000	CAPITAL OUTLAY - BLDGIMP	11,750.00	
206-901-980-000	FIRE- OFFICE EQUIPMENT & FURNITURE	61,025.37	
206-901-981-000	CAPITAL OUTLAY - VEHICLES	80,958.26	
Total Fund 206 - FIRE FUND		4,754,768.02	4,754,768.02

PC 10

02/03/2017

BALANCE SHEET FOR CASCADE CHARTER TOWNSHIP
 Period Ending 12/31/2016

GL Number	Description	Balance
Fund 206 - FIRE FUND		
*** Assets ***		
206-000-001-100	CASH -CHEM	167,847.09
206-000-001-700	CASH - GIFT CARDS	200.00
206-000-003-000	CASH	0.05
206-000-003-014	CD - LAKE MICH CR UN-49 M-10/25/2017	536,265.51
206-000-003-015	CD - COMMUNITY WEST CR UN	5.00
206-000-003-016	CD-OPTION ONE CR UN	250,000.00
206-000-003-020	CD - HUNTINGTON M11/17/2017	259,925.13
206-000-003-024	FIRST NATL BANK OF AMERICA #303659 7/15	531,427.61
206-000-003-032	COMMUNITY CHOICE CR UN M 3/18/17	250,000.00
206-000-015-005	MONEY MARKET LAKE MICH CR UN	712,329.51
	Total Assets	2,707,999.90
*** Liabilities ***		
206-000-202-000	ACCOUNTS PAYABLE	33,704.64
206-000-204-000	ACCRUED PAYROLL	20,963.21
	Total Liabilities	54,667.85
*** Fund Balance ***		
206-000-390-000	FUND BALANCE - RESTRICTED	1,573,699.37
206-000-391-003	FUND BALANCE - COMMITTED RESCUE VEH 12	198,000.00
206-000-391-004	FUND BALANCE - COMMITTED/ PP TAX 2012	660,000.00
	Total Fund Balance	2,431,699.37
	Beginning Fund Balance	2,431,699.37
	Net of Revenues VS Expenditures	221,632.68
	Ending Fund Balance	2,653,332.05
	Total Liabilities And Fund Balance	2,707,999.90

02/03/2017

REVENUE AND EXPENDITURE REPORT FOR CASCADE CHARTER TOWNSHIP
 PERIOD ENDING 12/31/2016
 % Fiscal Year Completed: 100.00

GL NUMBER	DESCRIPTION	2016		END BALANCE	YTD BALANCE	UNENCUMBERED BALANCE	ACTIVITY FOR	ENCUMBERED YEAR-TO-DATE	% BDGT USED	
		ORIGINAL BUDGET	2016 AMENDED BUDGET	12/31/2015 NORM (ABNORM)	12/31/2016 NORM (ABNORM)		MONTH 12/31/16 INCR (DECR)			
Fund 207 - POLICE FUND										
Revenues										
Dept 000										
207-000-401-402	TAX LEVY	575,990.00	575,990.00	556,140.35	576,675.64	(685.64)	0.00	0.00	100.12	
207-000-401-410	PERSONAL PROPERTY TAX	61,825.00	61,825.00	53,748.08	57,971.78	3,853.22	0.00	0.00	93.77	
207-000-401-412	DELINQUENT TAXES-LEVY	2,500.00	2,500.00	4,499.20	3,944.86	(1,444.86)	0.00	0.00	157.79	
207-000-401-437	ABATEMENT TAXES-LEVY	5,850.00	5,850.00	5,785.31	5,696.15	153.85	0.00	0.00	97.37	
207-000-401-445	INTEREST & PENALTIES ON TAX	150.00	150.00	125.26	93.63	56.37	0.00	0.00	62.42	
207-000-665-000	INTEREST REVENUE	30,000.00	30,000.00	2,867.39	29,679.34	320.66	184.48	0.00	98.93	
Total Dept 000		676,315.00	676,315.00	623,165.59	674,061.40	2,253.60	184.48	0.00	99.67	
TOTAL REVENUES		676,315.00	676,315.00	623,165.59	674,061.40	2,253.60	184.48	0.00	99.67	
Expenditures										
Dept 301-POLICE DEPARTMENT										
207-301-787-000	OTHER EXPENSES	1,000.00	1,000.00	0.00	0.00	1,000.00	0.00	0.00	0.00	
207-301-801-000	SHERIFF PROTECTION	643,022.00	643,022.00	594,798.36	528,934.82	114,087.18	93,656.87	0.00	82.26	
207-301-950-000	PROPERTY TAX REFUNDS	400.00	400.00	343.80	440.78	(30.78)	0.00	0.00	110.20	
Total Dept 301-POLICE DEPARTMENT		644,422.00	644,422.00	595,142.16	529,375.60	115,046.40	93,656.87	0.00	82.15	
TOTAL EXPENDITURES		644,422.00	644,422.00	595,142.16	529,375.60	115,046.40	93,656.87	0.00	82.15	
Fund 207 - POLICE FUND:										
TOTAL REVENUES		676,315.00	676,315.00	623,165.59	674,061.40	2,253.60	184.48	0.00	99.67	
TOTAL EXPENDITURES		644,422.00	644,422.00	595,142.16	529,375.60	115,046.40	93,656.87	0.00	82.15	
NET OF REVENUES & EXPENDITURES		31,893.00	31,893.00	28,023.43	144,685.80	(112,792.80)	(93,472.39)	0.00	453.66	
BEG. FUND BALANCE		1,219,182.08	1,219,182.08	1,191,158.65	1,219,182.08					
END FUND BALANCE		1,251,075.08	1,251,075.08	1,219,182.08	1,363,867.88					

PC 20

02/03/2017

TRIAL BALANCE REPORT FOR CASCADE CHARTER TOWNSHIP
PERIOD ENDING 12/31/2016

GL NUMBER	DESCRIPTION	BALANCE DEBIT	BALANCE CREDIT
Fund 207 - POLICE FUND			
207-000-003-000	CASH-POLICE FUND - 53RD SECURITIES	0.05	
207-000-003-027	CD - NORTHPOINTE BANK 10/08/2018	257,566.39	
207-000-003-033	CD - PRIVATE BANK M9/25/2017	750,000.00	
207-000-015-019	POLICE M/M FLAGSTAR BANK	449,958.31	
207-000-202-000	ACCOUNTS PAYABLE		93,656.87
207-000-390-000	FUND BALANCE - RESTRICTED		989,182.08
207-000-391-001	FUND BALANCE - COMMITTED/ PP TAX 2012		230,000.00
207-000-401-402	TAX LEVY		576,675.64
207-000-401-410	PERSONAL PROPERTY TAX		57,971.78
207-000-401-412	DELINQUENT TAXES-LEVY		3,944.86
207-000-401-437	ABATEMENT TAXES-LEVY		5,696.15
207-000-401-445	INTEREST & PENALTIES ON TAX		93.63
207-000-665-000	INTEREST REVENUE		29,679.34
207-301-801-000	SHERIFF PROTECTION	528,934.82	
207-301-950-000	PROPERTY TAX REFUNDS	440.78	
Total Fund 207 - POLICE FUND		1,986,900.35	1,986,900.35

02/03/2017

BALANCE SHEET FOR CASCADE CHARTER TOWNSHIP
Period Ending 12/31/2016

GL Number	Description	Balance
Fund 207 - POLICE FUND		
*** Assets ***		
207-000-003-000	CASH-POLICE FUND - 53RD SECURITIES	0.05
207-000-003-027	CD - NORTHPOINTE BANK 10/08/2018	257,566.39
207-000-003-033	CD - PRIVATE BANK M9/25/2017	750,000.00
207-000-015-019	POLICE M/M FLAGSTAR BANK	449,958.31
	Total Assets	1,457,524.75
*** Liabilities ***		
207-000-202-000	ACCOUNTS PAYABLE	93,656.87
	Total Liabilities	93,656.87
*** Fund Balance ***		
207-000-390-000	FUND BALANCE - RESTRICTED	989,182.08
207-000-391-001	FUND BALANCE - COMMITTED/ PP TAX 2012	230,000.00
	Total Fund Balance	1,219,182.08
	Beginning Fund Balance	1,219,182.08
	Net of Revenues VS Expenditures	144,685.80
	Ending Fund Balance	1,363,867.88
	Total Liabilities And Fund Balance	1,457,524.75

02/03/2017

REVENUE AND EXPENDITURE REPORT FOR CASCADE CHARTER TOWNSHIP
 PERIOD ENDING 12/31/2016
 % Fiscal Year Completed: 100.00

GL NUMBER	DESCRIPTION	2016		END BALANCE	YTD BALANCE	UNENCUMBERED BALANCE	ACTIVITY FOR	ENCUMBERED YEAR-TO-DATE	% BDGT USED
		ORIGINAL BUDGET	2016 AMENDED BUDGET	12/31/2015 NORM (ABNORM)	12/31/2016 NORM (ABNORM)		MONTH 12/31/16 INCR (DECR)		
Fund 208 - HAZMAT FUND									
Revenues									
Dept 000									
208-000-665-000	HAZMAT INTEREST	200.00	200.00	193.69	147.12	52.88	12.70	0.00	73.56
Total Dept 000		200.00	200.00	193.69	147.12	52.88	12.70	0.00	73.56
TOTAL REVENUES		200.00	200.00	193.69	147.12	52.88	12.70	0.00	73.56
Expenditures									
Dept 344-HAZMAT									
208-344-726-000	HAZMAT SUPPLIES	500.00	500.00	102.77	0.00	500.00	0.00	0.00	0.00
208-344-787-000	HAZMAT EQUIPMENT REPAIRS	1,500.00	1,500.00	273.81	568.98	931.02	0.00	0.00	37.93
208-344-789-000	HAZMAT TRAINING	3,000.00	3,000.00	0.00	1,395.17	1,604.83	1,395.17	0.00	46.51
208-344-958-000	HAZMAT EQUIPMENT	3,000.00	3,000.00	8,420.10	8,022.15	(5,022.15)	6,594.00	0.00	267.41
Total Dept 344-HAZMAT		8,000.00	8,000.00	8,796.68	9,986.30	(1,986.30)	7,989.17	0.00	124.83
TOTAL EXPENDITURES		8,000.00	8,000.00	8,796.68	9,986.30	(1,986.30)	7,989.17	0.00	124.83
Fund 208 - HAZMAT FUND:									
TOTAL REVENUES		200.00	200.00	193.69	147.12	52.88	12.70	0.00	73.56
TOTAL EXPENDITURES		8,000.00	8,000.00	8,796.68	9,986.30	(1,986.30)	7,989.17	0.00	124.83
NET OF REVENUES & EXPENDITURES		(7,800.00)	(7,800.00)	(8,602.99)	(9,839.18)	2,039.18	(7,976.47)	0.00	126.14
BEG. FUND BALANCE		46,074.35	46,074.35	54,677.34	46,074.35				
END FUND BALANCE		38,274.35	38,274.35	46,074.35	36,235.17				

02/03/2017

TRIAL BALANCE REPORT FOR CASCADE CHARTER TOWNSHIP
PERIOD ENDING 12/31/2016

GL NUMBER	DESCRIPTION	BALANCE DEBIT	BALANCE CREDIT
Fund 208 - HAZMAT FUND			
208-000-015-005	MM LAKE MICH CR UN 112010265771	36,235.17	
208-000-390-000	FUND BALANCE - RESTRICTED		46,074.35
208-000-665-000	HAZMAT INTEREST		147.12
208-344-787-000	HAZMAT EQUIPMENT REPAIRS	568.98	
208-344-789-000	HAZMAT TRAINING	1,395.17	
208-344-958-000	HAZMAT EQUIPMENT	8,022.15	
Total Fund 208 - HAZMAT FUND		46,221.47	46,221.47

02/03/2017

BALANCE SHEET FOR CASCADE CHARTER TOWNSHIP
Period Ending 12/31/2016

GL Number	Description	Balance
Fund 208 - HAZMAT FUND		
*** Assets ***		
208-000-015-005	MM LAKE MICH CR UN 112010265771	36,235.17
	Total Assets	<u>36,235.17</u>
*** Liabilities ***		
	Total Liabilities	<u>0.00</u>
*** Fund Balance ***		
208-000-390-000	FUND BALANCE - RESTRICTED	46,074.35
	Total Fund Balance	<u>46,074.35</u>
	Beginning Fund Balance	46,074.35
	Net of Revenues VS Expenditures	(9,839.18)
	Ending Fund Balance	<u>36,235.17</u>
	Total Liabilities And Fund Balance	<u>36,235.17</u>

02/03/2017

REVENUE AND EXPENDITURE REPORT FOR CASCADE CHARTER TOWNSHIP
 PERIOD ENDING 12/31/2016
 % Fiscal Year Completed: 100.00

GL NUMBER	DESCRIPTION	2016		END BALANCE	YTD BALANCE	UNENCUMBERED BALANCE	ACTIVITY FOR	ENCUMBERED YEAR-TO-DATE	% BDGT USED	
		ORIGINAL BUDGET	2016 AMENDED BUDGET	12/31/2015 NORM (ABNORM)	12/31/2016 NORM (ABNORM)		MONTH 12/31/16 INCR (DECR)			
Fund 209 - CCT OPEN SPACE										
Revenues										
Dept 000										
209-000-401-402	TAX LEVY	288,540.00	288,540.00	278,597.91	288,885.03	(345.03)	0.00	0.00	100.12	
209-000-401-410	PERSONAL PROPERTY TAX	30,975.00	30,975.00	26,926.17	29,042.22	1,932.78	0.00	0.00	93.76	
209-000-401-412	DELINQUENT TAXES-LEVY	1,500.00	1,500.00	2,140.64	1,976.30	(476.30)	0.00	0.00	131.75	
209-000-401-437	ABATEMENT TAXES-LEVY	2,930.00	2,930.00	2,898.23	2,853.53	76.47	0.00	0.00	97.39	
209-000-401-445	INTEREST & PENALTIES ON TAXES	100.00	100.00	62.81	46.93	53.07	0.00	0.00	46.93	
209-000-665-000	INTEREST ON INVESTMENTS	4,000.00	4,000.00	198.37	4,185.21	(185.21)	7.58	0.00	104.63	
209-000-665-408	INTEREST ON HOMEYER FUND	0.00	0.00	148.65	1,615.59	(1,615.59)	145.33	0.00	100.00	
209-000-671-674	DONATIONS - HOMEYER	0.00	0.00	0.00	1,000.00	(1,000.00)	0.00	0.00	100.00	
209-000-671-675	DONATIONS	500.00	500.00	92.80	0.00	500.00	0.00	0.00	0.00	
209-000-699-408	INTERFUND REIMB- HOMEYER OPEN SP	0.00	0.00	351,723.94	0.00	0.00	0.00	0.00	0.00	
Total Dept 000		328,545.00	328,545.00	662,789.52	329,604.81	(1,059.81)	152.91	0.00	100.32	
TOTAL REVENUES		328,545.00	328,545.00	662,789.52	329,604.81	(1,059.81)	152.91	0.00	100.32	
Expenditures										
Dept 751-OPEN SPACE PRESERVATION										
209-751-921-000	ELECTRICITY	2,000.00	2,000.00	1,171.73	1,473.83	526.17	321.07	0.00	73.69	
209-751-923-000	HEATING/UTILITY	1,500.00	1,500.00	78.45	0.00	1,500.00	0.00	0.00	0.00	
209-751-927-000	WATER-SEWER	500.00	500.00	255.08	321.36	178.64	84.44	0.00	64.27	
209-751-935-000	PARK MAINTENANCE	20,000.00	20,000.00	17,447.97	1,555.69	18,397.76	53.90	46.55	8.01	
209-751-950-000	TAX REFUNDS	200.00	200.00	172.24	220.82	(20.82)	0.00	0.00	110.41	
Total Dept 751-OPEN SPACE PRESERVATION		24,200.00	24,200.00	19,125.47	3,571.70	20,581.75	459.41	46.55	14.95	
Dept 990-DEBT SERVICE										
209-990-992-001	BOND PRINCIPAL PAYMENT	210,000.00	210,000.00	205,000.00	210,000.00	0.00	0.00	0.00	100.00	
209-990-996-001	INTEREST AND FEES BA 2009	139,959.00	139,959.00	146,446.26	139,958.76	0.24	0.00	0.00	100.00	
Total Dept 990-DEBT SERVICE		349,959.00	349,959.00	351,446.26	349,958.76	0.24	0.00	0.00	100.00	
TOTAL EXPENDITURES		374,159.00	374,159.00	370,571.73	353,530.46	20,581.99	459.41	46.55	94.50	
Fund 209 - CCT OPEN SPACE:										
TOTAL REVENUES		328,545.00	328,545.00	662,789.52	329,604.81	(1,059.81)	152.91	0.00	100.32	
TOTAL EXPENDITURES		374,159.00	374,159.00	370,571.73	353,530.46	20,581.99	459.41	46.55	94.50	
NET OF REVENUES & EXPENDITURES		(45,614.00)	(45,614.00)	292,217.79	(23,925.65)	(21,641.80)	(306.50)	(16.55)	52.55	
BEG. FUND BALANCE		762,813.36	762,813.36	470,595.57	762,813.36					
END FUND BALANCE		717,199.36	717,199.36	762,813.36	738,887.71					

TRIAL BALANCE REPORT FOR CASCADE CHARTER TOWNSHIP
 PERIOD ENDING 12/31/2016

GL NUMBER	DESCRIPTION	BALANCE DEBIT	BALANCE CREDIT
Fund 209 - CCT OPEN SPACE			
209-000-001-100	CASH -CHEM	184,629.52	
209-000-003-015	CD - COMMUNITY WEST CR UN/M 10/15/18	200,000.00	
209-000-015-005	MONEY MARKET LAKE MICH CR UN HOMEYER	354,488.18	
209-000-202-000	ACCOUNTS PAYABLE		229.99
209-000-390-000	FUND BALANCE - RESTRICTED		294,940.77
209-000-391-001	FUND BALANCE - COMMITTED/PP TAX 2012		116,000.00
209-000-391-004	FUND BALANCE - COMMITTED HOMEYER 12/15		351,872.59
209-000-401-402	TAX LEVY		288,885.03
209-000-401-410	PERSONAL PROPERTY TAX		29,042.22
209-000-401-412	DELINQUENT TAXES-LEVY		1,976.30
209-000-401-437	ABATEMENT TAXES-LEVY		2,853.53
209-000-401-445	INTEREST & PENALTIES ON TAXES		46.93
209-000-665-000	INTEREST ON INVESTMENTS		4,185.21
209-000-665-408	INTEREST ON HOMEYER FUND		1,615.59
209-000-671-674	DONATIONS - HOMEYER		1,000.00
209-751-921-000	ELECTRICITY	1,473.83	
209-751-927-000	WATER-SEWER	321.36	
209-751-935-000	PARK MAINTENANCE	1,555.69	
209-751-950-000	TAX REFUNDS	220.82	
209-990-992-001	BOND PRINCIPAL PAYMENT	210,000.00	
209-990-996-001	INTEREST AND FEES BA 2009	139,958.76	
Total Fund 209 - CCT OPEN SPACE		1,092,648.16	1,092,648.16

02/03/2017

BALANCE SHEET FOR CASCADE CHARTER TOWNSHIP
Period Ending 12/31/2016

GL Number	Description	Balance
Fund 209 - CCT OPEN SPACE		
*** Assets ***		
209-000-001-100	CASH -CHEM	184,629.52
209-000-003-015	CD - COMMUNITY WEST CR UN/M 10/15/18	200,000.00
209-000-015-005	MONEY MARKET LAKE MICH CR UN HOMEYER	354,488.18
	Total Assets	739,117.70
*** Liabilities ***		
209-000-202-000	ACCOUNTS PAYABLE	229.99
	Total Liabilities	229.99
*** Fund Balance ***		
209-000-390-000	FUND BALANCE - RESTRICTED	294,940.77
209-000-391-001	FUND BALANCE - COMMITTED/PP TAX 2012	116,000.00
209-000-391-004	FUND BALANCE - COMMITTED HOMEYER 12/15	351,872.59
	Total Fund Balance	762,813.36
	Beginning Fund Balance	762,813.36
	Net of Revenues VS Expenditures	(23,925.65)
	Ending Fund Balance	738,887.71
	Total Liabilities And Fund Balance	739,117.70

02/03/2017

REVENUE AND EXPENDITURE REPORT FOR CASCADE CHARTER TOWNSHIP
 PERIOD ENDING 12/31/2016
 % Fiscal Year Completed: 100.00

GL NUMBER	DESCRIPTION	2016		END BALANCE	YTD BALANCE	UNENCUMBERED BALANCE	ACTIVITY FOR	ENCUMBERED YEAR-TO-DATE	% BDGT USED
		ORIGINAL BUDGET	2016 AMENDED BUDGET	12/31/2015 NORM (ABNORM)	12/31/2016 NORM (ABNORM)		MONTH 12/31/16 INCR (DECR)		
Fund 211 - DAM MAJOR REPAIR FUND									
Revenues									
Dept 000									
211-000-665-000	INTEREST REVENUE	900.00	900.00	948.16	1,071.89	(171.89)	97.78	0.00	119.10
211-000-675-000	CONTRIBUTIONS	5,000.00	5,000.00	5,000.00	5,000.00	0.00	0.00	0.00	100.00
211-000-699-101	TRANSFERS FROM GENERAL FUND	40,000.00	40,000.00	40,000.00	30,000.00	10,000.00	0.00	0.00	75.00
Total Dept 000		45,900.00	45,900.00	45,948.16	36,071.89	9,828.11	97.78	0.00	78.59
TOTAL REVENUES		45,900.00	45,900.00	45,948.16	36,071.89	9,828.11	97.78	0.00	78.59
Expenditures									
Dept 901-CAPITAL OUTLAY									
211-901-980-000	EXPENSES/DAM MAJOR REPAIR	20,000.00	20,000.00	0.00	9,815.50	10,184.50	0.00	0.00	49.08
211-901-990-000	INSPECTION REPORTS	5,000.00	5,000.00	0.00	0.00	5,000.00	0.00	0.00	0.00
Total Dept 901-CAPITAL OUTLAY		25,000.00	25,000.00	0.00	9,815.50	15,184.50	0.00	0.00	39.26
TOTAL EXPENDITURES		25,000.00	25,000.00	0.00	9,815.50	15,184.50	0.00	0.00	39.26
Fund 211 - DAM MAJOR REPAIR FUND:									
TOTAL REVENUES		45,900.00	45,900.00	45,948.16	36,071.89	9,828.11	97.78	0.00	78.59
TOTAL EXPENDITURES		25,000.00	25,000.00	0.00	9,815.50	15,184.50	0.00	0.00	39.26
NET OF REVENUES & EXPENDITURES		20,900.00	20,900.00	45,948.16	26,256.39	(5,356.39)	97.78	0.00	125.63
BEG. FUND BALANCE		524,114.57	524,114.57	478,166.41	524,114.57				
END FUND BALANCE		545,014.57	545,014.57	524,114.57	550,370.96				

02/03/2017

TRIAL BALANCE REPORT FOR CASCADE CHARTER TOWNSHIP
PERIOD ENDING 12/31/2016

GL NUMBER	DESCRIPTION	BALANCE DEBIT	BALANCE CREDIT
Fund 211 - DAM MAJOR REPAIR FUND			
211-000-003-014	CD - LAKE MICH CR UN #40 3/10/2017	311,935.86	
211-000-015-005	MM LAKE MICH CR UN- DAM REPAIR 1026577-0	238,435.10	
211-000-390-000	FUND BALANCE - RESTRICTED		274,114.57
211-000-391-001	FUND BALANCE-COMMITTED/FUTURE REPAIRS12		250,000.00
211-000-665-000	INTEREST REVENUE		1,071.89
211-000-675-000	CONTRIBUTIONS		5,000.00
211-000-699-101	TRANSFERS FROM GENERAL FUND		30,000.00
211-901-980-000	EXPENSES/DAM MAJOR REPAIR	9,815.50	
Total Fund 211 - DAM MAJOR REPAIR FUND		560,186.46	560,186.46

02/03/2017

BALANCE SHEET FOR CASCADE CHARTER TOWNSHIP
Period Ending 12/31/2016

GL Number	Description	Balance
Fund 211 - DAM MAJOR REPAIR FUND		
*** Assets ***		
211-000-003-014	CD - LAKE MICH CR UN #40 3/10/2017	311,935.86
211-000-015-005	MM LAKE MICH CR UN- DAM REPAIR 1026577-0	238,435.10
	Total Assets	550,370.96
*** Liabilities ***		
	Total Liabilities	0.00
*** Fund Balance ***		
211-000-390-000	FUND BALANCE - RESTRICTED	274,114.57
211-000-391-001	FUND BALANCE-COMMITTED/FUTURE REPAIRS12	250,000.00
	Total Fund Balance	524,114.57
	Beginning Fund Balance	524,114.57
	Net of Revenues VS Expenditures	26,256.39
	Ending Fund Balance	550,370.96
	Total Liabilities And Fund Balance	550,370.96

02/03/2017

REVENUE AND EXPENDITURE REPORT FOR CASCADE CHARTER TOWNSHIP
 PERIOD ENDING 12/31/2016
 % Fiscal Year Completed: 100.00

GL NUMBER	DESCRIPTION	2016		END BALANCE	YTD BALANCE	UNENCUMBERED BALANCE	ACTIVITY FOR	ENCUMBERED YEAR-TO-DATE	% BDGT USED	
		ORIGINAL BUDGET	2016 AMENDED BUDGET	12/31/2015 NORM (ABNORM)	12/31/2016 NORM (ABNORM)		MONTH 12/31/16 INCR (DECR)			
Fund 216 - PATHWAYS FUND										
Revenues										
Dept 000										
216-000-401-402	TAX LEVY	499,950.00	499,950.00	482,726.49	500,550.56	(600.56)	0.00	0.00	100.12	
216-000-401-410	PERSONAL PROPERTY TAX	53,665.00	53,665.00	46,653.20	50,319.29	3,345.71	0.00	0.00	93.77	
216-000-401-412	DELINQUENT TAX LEVY	2,500.00	2,500.00	3,898.29	3,424.18	(24.18)	0.00	0.00	136.97	
216-000-401-437	ABATEMENT TAXES-LEVY	5,080.00	5,080.00	5,021.63	4,944.24	135.76	0.00	0.00	97.33	
216-000-401-445	PENALTIES & INTEREST ON TAX	125.00	125.00	108.89	81.40	43.60	0.00	0.00	65.12	
216-000-665-000	INTEREST REVENUE	1,000.00	1,000.00	13,018.81	1,437.63	(437.63)	89.07	0.00	143.76	
Total Dept 000		562,320.00	562,320.00	551,427.31	560,757.30	1,562.70	89.07	0.00	99.72	
TOTAL REVENUES		562,320.00	562,320.00	551,427.31	560,757.30	1,562.70	89.07	0.00	99.72	
Expenditures										
Dept 758-PATHWAYS										
216-758-728-000	OPERATING SUPPLIES	8,000.00	8,000.00	6,583.58	5,800.67	2,199.33	0.00	0.00	72.51	
216-758-821-100	ENGINEERING	35,000.00	35,000.00	2,687.50	6,994.50	28,005.50	0.00	0.00	19.98	
216-758-931-000	MAINT & REPAIR	70,000.00	70,000.00	56,984.10	40,560.76	(9,780.89)	156.13	38,829.13	113.41	
216-758-950-000	PROPERTY TAX REFUNDS	400.00	400.00	298.43	382.60	(828.53)	0.00	845.93	307.13	
216-758-955-000	MISCELLANEOUS EXPENSE	0.00	0.00	12.80	0.00	0.00	0.00	0.00	0.00	
Total Dept 758-PATHWAYS		113,400.00	113,400.00	66,566.41	53,738.53	19,986.41	156.13	39,675.06	82.38	
Dept 901-CAPITAL OUTLAY										
216-901-970-000	CAPITAL OUTLAY - FFE	0.00	0.00	6,975.00	0.00	0.00	0.00	0.00	0.00	
Total Dept 901-CAPITAL OUTLAY		0.00	0.00	6,975.00	0.00	0.00	0.00	0.00	0.00	
Dept 990-DEBT SERVICE										
216-990-992-005	CAP IMP BOND 2005/PRINCIPAL	0.00	0.00	175,000.00	0.00	0.00	0.00	0.00	0.00	
216-990-992-006	MUN NOTE 2010/PRINCIPAL	0.00	0.00	130,000.00	0.00	0.00	0.00	0.00	0.00	
216-990-992-007	BOND PRINCIPAL- 2012 REFINANCE	250,000.00	250,000.00	199,000.00	250,000.00	0.00	0.00	0.00	100.00	
216-990-996-005	CAP IMP BOND 2005/INT & FEES	0.00	0.00	7,977.50	0.00	0.00	0.00	0.00	0.00	
216-990-996-006	MUN NOTE 2010/ INT AND FEES	0.00	0.00	3,185.00	0.00	0.00	0.00	0.00	0.00	
216-990-996-207	BOND INTEREST- 2012 REFINANCE	9,707.00	9,707.00	12,812.70	9,705.02	1.98	0.00	0.00	99.98	
Total Dept 990-DEBT SERVICE		259,707.00	259,707.00	527,975.20	259,705.02	1.98	0.00	0.00	100.00	
TOTAL EXPENDITURES		373,107.00	373,107.00	601,516.61	313,443.55	19,988.39	156.13	39,675.06	94.64	
Fund 216 - PATHWAYS FUND:										
TOTAL REVENUES		562,320.00	562,320.00	551,427.31	560,757.30	1,562.70	89.07	0.00	99.72	
TOTAL EXPENDITURES		373,107.00	373,107.00	601,516.61	313,443.55	19,988.39	156.13	39,675.06	94.64	
NET OF REVENUES & EXPENDITURES		189,213.00	189,213.00	(50,039.30)	247,313.75	(18,425.69)	(67.06)	(39,675.06)	109.74	
BEG. FUND BALANCE		707,924.70	707,924.70	758,014.00	707,924.70					
END FUND BALANCE		897,137.70	897,137.70	707,924.70	955,238.45					

PC 32

02/03/2017

TRIAL BALANCE REPORT FOR CASCADE CHARTER TOWNSHIP
PERIOD ENDING 12/31/2016

GL NUMBER	DESCRIPTION	BALANCE DEBIT	BALANCE CREDIT
Fund 216 - PATHWAYS FUND			
216-000-003-016	CD-OPTION ONE CR UN M 10/08/2018	524,327.53	
216-000-015-025	PATHWAYS M/M MACATAWA BANK	430,967.41	
216-000-202-000	ACCOUNTS PAYABLE		56.49
216-000-390-000	FUND BALANCE - RESTRICTED		507,924.70
216-000-391-001	FUND BALANCE - COMMITTED - PP TAX 2012		200,000.00
216-000-401-402	TAX LEVY		500,550.56
216-000-401-410	PERSONAL PROPERTY TAX		50,319.29
216-000-401-412	DELINQUENT TAX LEVY		3,424.18
216-000-401-437	ABATEMENT TAXES-LEVY		4,944.24
216-000-401-445	PENALTIES & INTEREST ON TAX		81.40
216-000-665-000	INTEREST REVENUE		1,437.63
216-758-728-000	OPERATING SUPPLIES	5,800.67	
216-758-821-100	ENGINEERING	6,994.50	
216-758-931-000	MAINT & REPAIR	40,560.76	
216-758-950-000	PROPERTY TAX REFUNDS	382.60	
216-990-992-007	BOND PRINCIPAL- 2012 REFINANCE	250,000.00	
216-990-996-207	BOND INTEREST- 2012 REFINANCE	9,705.02	
Total Fund 216 - PATHWAYS FUND		1,268,738.49	1,268,738.49

02/03/2017

BALANCE SHEET FOR CASCADE CHARTER TOWNSHIP
Period Ending 12/31/2016

GL Number	Description	Balance
Fund 216 - PATHWAYS FUND		
*** Assets ***		
216-000-003-016	CD-OPTION ONE CR UN M 10/08/2018	524,327.53
216-000-015-025	PATHWAYS M/M MACATAWA BANK	430,967.41
	Total Assets	955,294.94
*** Liabilities ***		
216-000-202-000	ACCOUNTS PAYABLE	56.49
	Total Liabilities	56.49
*** Fund Balance ***		
216-000-390-000	FUND BALANCE - RESTRICTED	507,924.70
216-000-391-001	FUND BALANCE - COMMITTED - PP TAX 2012	200,000.00
	Total Fund Balance	707,924.70
	Beginning Fund Balance	707,924.70
	Net of Revenues VS Expenditures	247,313.75
	Ending Fund Balance	955,238.45
	Total Liabilities And Fund Balance	955,294.94

02/03/2017

REVENUE AND EXPENDITURE REPORT FOR CASCADE CHARTER TOWNSHIP
 PERIOD ENDING 12/31/2016
 % Fiscal Year Completed: 100.00

GL NUMBER	DESCRIPTION	2016		END BALANCE	YTD BALANCE	UNENCUMBERED BALANCE	ACTIVITY FOR	ENCUMBERED YEAR-TO-DATE	% BDGT USED	
		ORIGINAL BUDGET	2016 AMENDED BUDGET	12/31/2015 NORM (ABNORM)	12/31/2016 NORM (ABNORM)		MONTH 12/31/16 INCR (DECR)			
Fund 246 - IRF										
Revenues										
Dept 000										
246-000-630-000	HOOKUP FEES	200,000.00	200,000.00	730,240.00	145,838.00	54,162.00	0.00	0.00	72.92	
246-000-665-000	INTEREST ON INVESTMENTS	3,000.00	3,000.00	11,515.93	11,552.71	(8,552.71)	9,954.40	0.00	385.09	
246-000-669-000	INT & P S/A-ORDINANCE	4,500.00	4,500.00	6,840.82	4,512.91	(12.91)	0.00	0.00	100.29	
246-000-669-011	INT & P S/A OAK TERRACE	0.00	0.00	1,571.55	(1,571.55)	1,571.55	0.00	0.00	100.00	
246-000-669-888	INT& P S/A FOREST SHORES	80.00	80.00	0.00	0.00	80.00	0.00	0.00	0.00	
246-000-669-889	INT & P S/A ORDINANCE-MARACAIBO S	20.00	20.00	0.00	0.00	20.00	0.00	0.00	0.00	
246-000-672-000	S/A REVENUE-ORDINANCE	15,000.00	15,000.00	21,085.07	16,057.16	(1,057.16)	0.00	0.00	107.05	
246-000-672-008	S/A REVENUE-INACTIVE	12,000.00	12,000.00	29,430.00	67,500.00	(55,500.00)	0.00	0.00	562.50	
246-000-672-011	S/A REVENUE - OAK TERRACE	0.00	0.00	17,461.80	3,492.38	(3,492.38)	0.00	0.00	100.00	
246-000-672-888	FOREST SHORES SPECIAL ASSESSMENT	940.00	940.00	0.00	0.00	940.00	0.00	0.00	0.00	
246-000-672-889	S/A REV ORDINANCE- MARACAIBO SHO	205.00	205.00	0.00	0.00	205.00	0.00	0.00	0.00	
Total Dept 000		235,745.00	235,745.00	818,145.17	247,381.61	(11,636.61)	9,954.40	0.00	104.94	
TOTAL REVENUES		235,745.00	235,745.00	818,145.17	247,381.61	(11,636.61)	9,954.40	0.00	104.94	
Expenditures										
Dept 295-ADMINISTRATIVE										
246-295-821-000	ADMIN ENGINEERING COSTS	90,000.00	90,000.00	18,701.00	105,584.91	(15,584.91)	15,160.30	0.00	117.32	
246-295-826-000	ADMIN LEGAL FEES	2,500.00	2,500.00	0.00	0.00	2,500.00	0.00	0.00	0.00	
246-295-964-000	ADMIN 10%/HOOKUP TO GENERAL	20,000.00	20,000.00	73,024.00	0.00	20,000.00	0.00	0.00	0.00	
246-295-964-110	STEELCASE SEWER PAYBACK	0.00	60,487.00	0.00	60,486.84	0.16	0.00	0.00	100.00	
246-295-980-000	ADMIN MISCELLANEOUS EXPENSE	1,000.00	1,000.00	1,145.63	0.00	1,000.00	0.00	0.00	0.00	
Total Dept 295-ADMINISTRATIVE		113,500.00	173,987.00	92,870.63	166,071.75	7,915.25	15,160.30	0.00	95.45	
Dept 901-CAPITAL OUTLAY										
246-901-821-243	ENGINEERING - NORTH CENTRAL PRESS	15,000.00	15,000.00	4,611.26	0.00	15,000.00	0.00	0.00	0.00	
246-901-972-300	BURTON/CASCADE PV PROJECT	300,000.00	275,000.00	0.00	261,645.12	13,354.88	0.00	0.00	95.14	
Total Dept 901-CAPITAL OUTLAY		315,000.00	290,000.00	4,611.26	261,645.12	28,354.88	0.00	0.00	90.22	
Dept 990-DEBT SERVICE										
246-990-992-001	BOND PRINCIPAL-2012 REFINANCE	76,000.00	76,000.00	74,000.00	76,000.00	0.00	0.00	0.00	100.00	
246-990-996-201	BOND INTEREST -2012 REFINANCE	4,040.00	4,040.00	5,298.30	4,037.98	2.02	0.00	0.00	99.95	
Total Dept 990-DEBT SERVICE		80,040.00	80,040.00	79,298.30	80,037.98	2.02	0.00	0.00	100.00	
TOTAL EXPENDITURES		508,540.00	544,027.00	176,780.19	507,754.85	36,272.15	15,160.30	0.00	93.33	
Fund 246 - IRF:										
TOTAL REVENUES		235,745.00	235,745.00	818,145.17	247,381.61	(11,636.61)	9,954.40	0.00	104.94	
TOTAL EXPENDITURES		508,540.00	544,027.00	176,780.19	507,754.85	36,272.15	15,160.30	0.00	93.33	
NET OF REVENUES & EXPENDITURES		(272,795.00)	(308,282.00)	641,364.98	(260,373.24)	(47,908.76)	(5,205.90)	0.00	84.46	
BEG. FUND BALANCE		1,822,857.57	1,822,857.57	1,181,492.59	1,822,857.57					
END FUND BALANCE		1,550,062.57	1,514,575.57	1,822,857.57	1,562,484.33					

TRIAL BALANCE REPORT FOR CASCADE CHARTER TOWNSHIP
 PERIOD ENDING 12/31/2016

GL NUMBER	DESCRIPTION	BALANCE DEBIT	BALANCE CREDIT
Fund 246 - IRF			
246-000-003-030	CD - TALMER BANK & TRUST M	500,000.00	
246-000-015-004	MONEY MARKET - CHEMICAL BANK	85,802.87	
246-000-015-005	IRF MM LAKE MICH CR UN	1,012,438.75	
246-000-030-001	S/A ORDINANCE RECEIVABLE	29,388.49	
246-000-030-010	S/A RECEIVABLE- KRAFT & 60TH IMPRV 2014	274,829.61	
246-000-030-011	S/A RECEIVABLE- OAK TERRACE	37,251.92	
246-000-030-099	S/A RECEIVABLE-INACTIVE-SEWER	1,166,488.52	
246-000-030-100	S/A RECEIVABLE-INACTIVE-WATER	2,198,323.30	
246-000-040-001	ACCOUNTS RECEIVABLE-ORDINANCE	1,154.66	
246-000-040-006	ACCOUNTS RECEIVABLE-DELQ USAGE	5,049.35	
246-000-202-000	ACCOUNTS PAYABLE		7,076.35
246-000-339-000	DEFERRED REVENUE-ORDINANCE		305,673.65
246-000-339-001	DEFERRED REV-INACTIVE-SEWER		1,176,488.52
246-000-339-002	DEFERRED REV-INACTIVE-WATER		2,227,573.30
246-000-339-011	DEFERRED REVENUE- OAK TERRACE		31,431.32
246-000-390-000	FUND BALANCE - RESTRICTED		1,822,857.57
246-000-630-000	HOOKUP FEES		145,838.00
246-000-665-000	INTEREST ON INVESTMENTS		11,552.71
246-000-669-000	INT & P S/A-ORDINANCE		4,512.91
246-000-669-011	INT & P S/A OAK TERRACE	1,571.55	
246-000-672-000	S/A REVENUE-ORDINANCE		16,057.16
246-000-672-008	S/A REVENUE-INACTIVE		67,500.00
246-000-672-011	S/A REVENUE - OAK TERRACE		3,492.38
246-295-821-000	ADMIN ENGINEERING COSTS	105,584.91	
246-295-964-110	STEELCASE SEWER PAYBACK	60,486.84	
246-901-972-300	BURTON/CASCADE PV PROJECT	261,645.12	
246-990-992-001	BOND PRINCIPAL-2012 REFINANCE	76,000.00	
246-990-996-201	BOND INTEREST -2012 REFINANCE	4,037.98	
Total Fund 246 - IRF		5,820,053.87	5,820,053.87

02/03/2017

BALANCE SHEET FOR CASCADE CHARTER TOWNSHIP
 Period Ending 12/31/2016

GL Number	Description	Balance
Fund 246 - IRF		
*** Assets ***		
246-000-003-030	CD - TALMER BANK & TRUST M	500,000.00
246-000-015-004	MONEY MARKET - CHEMICAL BANK	85,802.87
246-000-015-005	IRF MM LAKE MICH CR UN	1,012,438.75
246-000-030-001	S/A ORDINANCE RECEIVABLE	29,388.49
246-000-030-010	S/A RECEIVABLE- KRAFT & 60TH IMPRV 2014	274,829.61
246-000-030-011	S/A RECEIVABLE- OAK TERRACE	37,251.92
246-000-030-099	S/A RECEIVABLE-INACTIVE-SEWER	1,166,488.52
246-000-030-100	S/A RECEIVABLE-INACTIVE-WATER	2,198,323.30
246-000-040-001	ACCOUNTS RECEIVABLE-ORDINANCE	1,154.66
246-000-040-006	ACCOUNTS RECEIVABLE-DELQ USAGE	5,049.35
	Total Assets	----- 5,310,727.47
*** Liabilities ***		
246-000-202-000	ACCOUNTS PAYABLE	7,076.35
246-000-339-000	DEFERRED REVENUE-ORDINANCE	305,673.65
246-000-339-001	DEFERRED REV-INACTIVE-SEWER	1,176,488.52
246-000-339-002	DEFERRED REV-INACTIVE-WATER	2,227,573.30
246-000-339-011	DEFERRED REVENUE- OAK TERRACE	31,431.32
	Total Liabilities	----- 3,748,243.14
*** Fund Balance ***		
246-000-390-000	FUND BALANCE - RESTRICTED	1,822,857.57
	Total Fund Balance	----- 1,822,857.57
	Beginning Fund Balance	1,822,857.57
	Net of Revenues VS Expenditures	(260,373.24)
	Ending Fund Balance	----- 1,562,484.33
	Total Liabilities And Fund Balance	----- 5,310,727.47

02/03/2017

REVENUE AND EXPENDITURE REPORT FOR CASCADE CHARTER TOWNSHIP
 PERIOD ENDING 12/31/2016
 % Fiscal Year Completed: 100.00

GL NUMBER	DESCRIPTION	2016		END BALANCE	YTD BALANCE	UNENCUMBERED BALANCE	ACTIVITY FOR	ENCUMBERED YEAR-TO-DATE	% BDGT USED	
		ORIGINAL BUDGET	2016 AMENDED BUDGET	12/31/2015 NORM (ABNORM)	12/31/2016 NORM (ABNORM)		MONTH 12/31/16 INCR (DECR)			
Fund 248 - DDA										
Revenues										
Dept 000										
248-000-401-401	TAXES - CASCADE TOWNSHIP	167,550.00	167,550.00	148,136.13	165,187.66	2,362.34	0.00	0.00	98.59	
248-000-401-402	TAXES - G.R.C.C.	90,000.00	90,000.00	84,927.95	93,448.02	(3,448.02)	0.00	0.00	103.83	
248-000-401-403	TAXES-KENT COUNTY	275,000.00	275,000.00	259,772.96	286,666.04	(11,666.04)	0.00	0.00	104.24	
248-000-401-406	KDL TAXES-DDA	60,850.00	60,850.00	53,800.44	59,993.25	856.75	0.00	0.00	98.59	
248-000-665-000	INTEREST REVENUE	8,000.00	8,000.00	11,841.64	6,289.79	1,710.21	31.26	0.00	78.62	
248-000-671-683	REIMBURSEMENTS/REFUNDS	0.00	8,518.00	0.00	8,518.00	0.00	0.00	0.00	100.00	
248-000-675-300	DDACONTRIB & DONATION-METRO CR	3,000.00	20,000.00	4,034.89	19,512.13	487.87	0.00	0.00	97.56	
248-000-675-310	DDA CONTRIBUTION & DONATION-SCU	0.00	10,000.00	0.00	10,000.00	0.00	0.00	0.00	100.00	
248-000-676-000	INSURANCE REIMBURSEMENT	0.00	0.00	6,013.00	406.00	(406.00)	0.00	0.00	100.00	
Total Dept 000		604,400.00	639,918.00	568,527.01	650,020.89	(10,102.89)	31.26	0.00	101.58	
TOTAL REVENUES		604,400.00	639,918.00	568,527.01	650,020.89	(10,102.89)	31.26	0.00	101.58	
Expenditures										
Dept 170-DDA OPERATIONS/CONSTRUCTION										
248-170-723-000	DDA - MEMBERSHIP AND DUES	940.00	940.00	0.00	270.00	400.00	0.00	270.00	57.45	
248-170-724-000	DDA - EDUCATION	2,000.00	2,000.00	0.00	824.82	1,175.18	292.82	0.00	41.24	
248-170-787-000	OTHER EXPENSES	10,000.00	10,000.00	8,275.77	4,294.93	5,705.07	0.00	0.00	42.95	
248-170-821-000	ENGINEERING	10,000.00	10,000.00	3,350.00	301.35	9,698.65	0.00	0.00	3.01	
248-170-826-265	LEGAL	4,000.00	4,000.00	560.00	160.00	3,840.00	0.00	0.00	4.00	
248-170-860-000	DDA - MILEAGE	400.00	400.00	0.00	65.97	334.03	0.00	0.00	16.49	
248-170-861-100	BUS SERVICE 28TH ST	102,800.00	102,800.00	0.00	79,446.07	0.00	7,834.26	23,353.93	100.00	
248-170-921-000	ELECTRICITY	27,000.00	27,000.00	24,989.49	22,889.09	4,110.91	4,710.56	0.00	84.77	
248-170-922-000	STREETLIGHTS	6,000.00	6,000.00	13,024.00	0.00	6,000.00	0.00	0.00	0.00	
248-170-924-100	CELL PHONES	850.00	850.00	80.15	658.62	191.38	132.06	0.00	77.48	
248-170-927-000	WATER-SEWER	6,500.00	6,500.00	2,601.45	4,311.59	2,188.41	1,333.97	0.00	66.33	
248-170-931-000	MAINT & REPAIR/IMPROVEMENTS	37,800.00	37,800.00	22,023.85	32,861.35	4,539.76	1,576.70	398.89	87.99	
248-170-931-300	DDA REPAIR & MAINT- METRO CRUISE	8,000.00	25,000.00	8,817.14	23,894.68	(4,401.04)	0.00	5,509.36	117.62	
248-170-950-000	DDA PROPERTY TAX REFUNDS	10,000.00	10,000.00	11,665.54	5,664.34	4,335.66	0.00	0.00	56.64	
248-170-967-000	SPECIAL PROJECTS	40,000.00	40,000.00	1,000.00	17,112.97	20,102.70	0.00	2,784.33	49.74	
248-170-980-266	SIDEWALK CONST - W 28TH ST	0.00	0.00	0.00	432.52	(432.52)	0.00	0.00	100.00	
248-170-981-000	SMALL EQUIP AND FURNITURE	500.00	500.00	72.13	0.00	500.00	0.00	0.00	0.00	
Total Dept 170-DDA OPERATIONS/CONSTRUCTION		266,790.00	283,790.00	96,459.52	193,188.30	58,285.19	15,880.37	32,316.51	79.46	
Dept 901-CAPITAL OUTLAY										
248-901-821-051	ENGINEERING- MUSEUM GARDENS	0.00	1,300.00	41,280.09	1,242.90	57.10	0.00	0.00	95.61	
248-901-821-052	ENGINEERING-OLD 28TH STREE REALIG	0.00	0.00	5,604.00	0.00	0.00	0.00	0.00	0.00	
248-901-821-053	ENGINEER-MILLAGE AREA MID-BLOCK C	0.00	1,000.00	677.00	682.00	318.00	0.00	0.00	68.20	
248-901-821-054	ENGINEERING- ENHANCED INTERSECTI	0.00	5,500.00	144,648.42	5,815.50	(315.50)	0.00	0.00	105.74	
248-901-974-000	CAPITAL OUTLAY - LANDIMP	20,000.00	30,000.00	0.00	27,386.00	2,614.00	25,025.00	0.00	91.29	
248-901-974-051	MUSEUM GARDENS PROJECT	15,000.00	67,215.00	275,998.70	67,214.58	0.42	0.00	0.00	100.00	
248-901-974-052	OLD 28TH ST REALIGNMENT	0.00	0.00	77,019.84	14,980.16	(14,980.16)	0.00	0.00	100.00	
248-901-974-053	CAP OUT-VILLAGE AREA MID-BLOCK CR	0.00	52,168.00	160,000.00	52,167.61	0.39	0.00	0.00	100.00	
248-901-974-054	CAPITAL OUTLAY- ENHANCED INTERSEC	5,000.00	13,000.00	1,164,551.10	13,000.00	0.00	0.00	0.00	100.00	
Total Dept 901-CAPITAL OUTLAY		40,000.00	170,183.00	1,869,779.15	182,488.75	(12,305.75)	25,025.00	0.00	107.23	
Dept 965-TRANSFERS OUT										
248-965-999-101	TRANSFER TO GENERAL FUND	94,340.00	94,340.00	94,340.00	0.00	94,340.00	0.00	0.00	0.00	
Total Dept 965-TRANSFERS OUT		94,340.00	94,340.00	94,340.00	0.00	94,340.00	0.00	0.00	0.00	
Dept 990-DEBT SERVICE										
248-990-992-003	MUN BOND 2010 /PRINCIPAL	91,000.00	91,000.00	89,000.00	91,000.00	0.00	0.00	0.00	100.00	
248-990-996-003	MUN BOND 2010 / INT & FEES	15,777.00	15,777.00	17,957.50	15,777.00	0.00	0.00	0.00	100.00	
Total Dept 990-DEBT SERVICE		106,777.00	106,777.00	106,957.50	106,777.00	0.00	0.00	0.00	100.00	
TOTAL EXPENDITURES		507,907.00	655,090.00	2,167,536.17	482,454.05	140,319.44	40,905.37	32,316.51	78.58	
Fund 248 - DDA:										
TOTAL REVENUES		604,400.00	639,918.00	568,527.01	650,020.89	(10,102.89)	31.26	0.00	101.58	
TOTAL EXPENDITURES		507,907.00	655,090.00	2,167,536.17	482,454.05	140,319.44	40,905.37	32,316.51	78.58	
NET OF REVENUES & EXPENDITURES		96,493.00	(15,172.00)	(1,599,009.16)	167,566.84	(150,422.33)	(40,874.11)	(32,316.51)	891.45	
BEG. FUND BALANCE		329,814.49	329,814.49	1,928,823.65	329,814.49					
END FUND BALANCE		426,307.49	314,642.49	329,814.49	497,381.33					

02/03/2017

TRIAL BALANCE REPORT FOR CASCADE CHARTER TOWNSHIP
 PERIOD ENDING 12/31/2016

GL NUMBER	DESCRIPTION	BALANCE DEBIT	BALANCE CREDIT
Fund 248 - DDA			
248-000-003-016	CD-OPTION ONE CR UN	200,000.00	
248-000-015-004	MONEY MARKET - CHEMICAL BANK	309,180.51	
248-000-015-005	M/M LAKE MICH CR UN 0001026578	17,216.28	
248-000-015-010	OPTION 1 CR UN-MM	5.00	
248-000-202-000	ACCOUNTS PAYABLE		29,020.46
248-000-390-000	FUND BALANCE - RESTRICTED		329,814.49
248-000-401-401	TAXES - CASCADE TOWNSHIP		165,187.66
248-000-401-402	TAXES - G.R.C.C.		93,448.02
248-000-401-403	TAXES-KENT COUNTY		286,666.04
248-000-401-406	KDL TAXES-DDA		59,993.25
248-000-665-000	INTEREST REVENUE		6,289.79
248-000-671-683	REIMBURSEMENTS/REFUNDS		8,518.00
248-000-675-300	DDACONTRIB & DONATION- METRO CRUISE WU		19,512.13
248-000-675-310	DDA CONTRIBUTION & DONATION-SCULPTURE		10,000.00
248-000-676-000	INSURANCE REIMBURSEMENT		406.00
248-170-723-000	DDA - MEMBERSHIP AND DUES	270.00	
248-170-724-000	DDA - EDUCATION	824.82	
248-170-787-000	OTHER EXPENSES	4,294.93	
248-170-821-000	ENGINEERING	301.35	
248-170-826-265	LEGAL	160.00	
248-170-860-000	DDA - MILEAGE	65.97	
248-170-861-100	BUS SERVICE 28TH ST	79,446.07	
248-170-921-000	ELECTRICITY	22,889.09	
248-170-924-100	CELL PHONES	658.62	
248-170-927-000	WATER-SEWER	4,311.59	
248-170-931-000	MAINT & REPAIR/IMPROVEMENTS	32,861.35	
248-170-931-300	DDA REPAIR & MAINT- METRO CRUISE WU	23,894.68	
248-170-950-000	DDA PROPERTY TAX REFUNDS	5,664.34	
248-170-967-000	SPECIAL PROJECTS	17,112.97	
248-170-980-266	SIDEWALK CONST - W 28TH ST	432.52	
248-901-821-051	ENGINEERING- MUSEUM GARDENS	1,242.90	
248-901-821-053	ENGINEER-MILLAGE AREA MID-BLOCK CROSSING	682.00	
248-901-821-054	ENGINEERING- ENHANCED INTERSECTIONS	5,815.50	
248-901-974-000	CAPITAL OUTLAY - LANDIMP	27,386.00	
248-901-974-051	MUSEUM GARDENS PROJECT	67,214.58	
248-901-974-052	OLD 28TH ST REALIGNMENT	14,980.16	
248-901-974-053	CAP OUT-VILLAGE AREA MID-BLOCK CROSSING	52,167.61	
248-901-974-054	CAPITAL OUTLAY- ENHANCED INTERSECTION	13,000.00	
248-990-992-003	MUN BOND 2010 /PRINCIPAL	91,000.00	
248-990-996-003	MUN BOND 2010 / INT & FEES	15,777.00	
Total Fund 248 - DDA		1,008,855.84	1,008,855.84

PC 39

02/03/2017

BALANCE SHEET FOR CASCADE CHARTER TOWNSHIP
Period Ending 12/31/2016

GL Number	Description	Balance
Fund 248 - DDA		
*** Assets ***		
248-000-003-016	CD-OPTION ONE CR UN	200,000.00
248-000-015-004	MONEY MARKET - CHEMICAL BANK	309,180.51
248-000-015-005	M/M LAKE MICH CR UN 0001026578	17,216.28
248-000-015-010	OPTION 1 CR UN-MM	5.00
	Total Assets	526,401.79
*** Liabilities ***		
248-000-202-000	ACCOUNTS PAYABLE	29,020.46
	Total Liabilities	29,020.46
*** Fund Balance ***		
248-000-390-000	FUND BALANCE - RESTRICTED	329,814.49
	Total Fund Balance	329,814.49
	Beginning Fund Balance	329,814.49
	Net of Revenues VS Expenditures	167,566.84
	Ending Fund Balance	497,381.33
	Total Liabilities And Fund Balance	526,401.79

02/03/2017

REVENUE AND EXPENDITURE REPORT FOR CASCADE CHARTER TOWNSHIP
 PERIOD ENDING 12/31/2016
 % Fiscal Year Completed: 100.00

GL NUMBER	DESCRIPTION	2016		END BALANCE	YTD BALANCE	UNENCUMBERED	ACTIVITY FOR	ENCUMBERED	% BDGT	
		ORIGINAL BUDGET	2016 AMENDED BUDGET	12/31/2015 NORM (ABNORM)	12/31/2016 NORM (ABNORM)		MONTH 12/31/16 INCR (DECR)			YEAR-TO-DATE
Fund 249 - BUILDING FUND										
Revenues										
Dept 000										
249-000-607-483	CASCADE TWP BLDG COM PERMITS	130,000.00	130,000.00	257,317.00	115,171.24	14,828.76	1,853.00	0.00	88.59	
249-000-607-484	CASCADE TWP BLDG RES PERMITS	95,000.00	95,000.00	94,835.00	88,583.00	6,417.00	1,740.00	0.00	93.25	
249-000-607-485	CASCADE TWP ELECTRICAL PERMITS	70,000.00	70,000.00	105,856.00	75,883.00	(5,883.00)	3,867.00	0.00	108.40	
249-000-607-486	CASCADE TWP MECHANICAL PERMITS	80,000.00	80,000.00	116,960.25	93,814.50	(13,814.50)	6,890.00	0.00	117.27	
249-000-607-487	CASCADE TWP PLUMBING PERMITS	55,000.00	55,000.00	61,509.00	38,753.00	16,247.00	2,372.00	0.00	70.46	
249-000-607-488	CASCADE TWP PLAN REVIEWS	85,000.00	85,000.00	110,484.00	80,300.00	4,700.00	3,015.00	0.00	94.47	
249-000-607-490	CASCADE TWP CONTRACTOR REG	8,000.00	8,000.00	7,110.00	13,620.00	(5,620.00)	735.00	0.00	170.25	
249-000-607-500	LOWELL TWP BUILDING PERMITS	21,000.00	21,000.00	19,938.50	32,687.00	(11,687.00)	2,543.00	0.00	155.65	
249-000-607-501	LOWELL TWP ELECTRICAL PERMITS	8,000.00	8,000.00	9,156.00	13,779.00	(5,779.00)	956.00	0.00	172.24	
249-000-607-502	LOWELL TWP MECHANICAL PERMITS	8,000.00	8,000.00	10,505.00	13,521.75	(5,521.75)	985.00	0.00	169.02	
249-000-607-503	LOWELL TWP PLUMBING PERMITS	6,000.00	6,000.00	5,768.00	7,914.00	(1,914.00)	230.00	0.00	131.90	
249-000-607-511	VERGENNES TWP ELECTRICAL PERMITS	8,000.00	8,000.00	9,969.00	13,649.00	(5,649.00)	973.00	0.00	170.61	
249-000-607-512	VERGENNES TWP MECHANICAL PERMIT	7,000.00	7,000.00	9,350.00	14,106.50	(7,106.50)	1,655.00	0.00	201.52	
249-000-607-516	VERGENNES TWP PLUMBING PERMITS	8,000.00	8,000.00	5,592.00	8,399.00	(399.00)	0.00	0.00	104.99	
249-000-607-520	ADA TWP BUILDING PERMITS	80,000.00	80,000.00	99,083.76	110,134.00	(30,134.00)	2,695.00	0.00	137.67	
249-000-607-521	ADA TWP PLUMBING PERMITS	30,000.00	30,000.00	29,413.00	29,736.00	264.00	1,595.00	0.00	99.12	
249-000-607-523	ADA TWP ELECTRICAL PERMITS	35,000.00	35,000.00	41,732.00	44,478.00	(9,478.00)	2,483.00	0.00	127.08	
249-000-607-524	ADA TWP MECHANICAL PERMITS	35,000.00	35,000.00	47,594.75	55,823.00	(20,823.00)	4,955.00	0.00	159.49	
249-000-607-531	GR TWP BUILDING PERMITS	105,000.00	105,000.00	109,932.25	106,652.00	(1,652.00)	7,077.00	0.00	101.57	
249-000-607-532	GR TWP ELECTRICAL PERMITS	50,000.00	50,000.00	46,019.00	48,601.00	1,399.00	3,291.00	0.00	97.20	
249-000-607-533	GR TWP MECHANICAL PERMITS	58,000.00	58,000.00	58,209.50	64,353.25	(6,353.25)	5,255.00	0.00	110.95	
249-000-607-534	GR TWP PLUMBING PERMITS	38,000.00	38,000.00	32,704.00	27,853.00	10,147.00	1,429.00	0.00	73.30	
249-000-607-536	EAST GR BUILDING PERMITS	56,000.00	56,000.00	64,424.00	51,001.00	4,999.00	3,507.00	0.00	91.07	
249-000-607-537	EAST GR ELECTRICAL PERMITS	32,000.00	32,000.00	37,295.00	35,319.00	(3,319.00)	3,768.00	0.00	110.37	
249-000-607-538	EAST GR MECHANICAL PERMITS	40,000.00	40,000.00	42,213.75	39,761.00	239.00	2,715.00	0.00	99.40	
249-000-607-539	EAST GR PLUMBING PERMITS	24,000.00	24,000.00	27,994.00	23,902.00	98.00	1,716.00	0.00	99.59	
249-000-607-540	EAST GR SPECIAL BILLING	0.00	0.00	0.00	55.00	(55.00)	0.00	0.00	100.00	
249-000-607-541	EAST GR-RENTAL INSP	4,000.00	4,000.00	2,450.00	3,250.00	750.00	100.00	0.00	81.25	
249-000-607-551	PLAINFIELD - ELECTRICAL PERMITS	62,000.00	62,000.00	69,411.00	68,481.00	(6,481.00)	4,284.00	0.00	110.45	
249-000-607-552	PLAINFIELD MECHANICAL PERMITS	84,000.00	84,000.00	95,069.05	92,103.00	(8,103.00)	7,381.75	0.00	109.65	
249-000-607-553	PLAINFIELD - PLUMBING PERMITS	42,000.00	42,000.00	48,456.00	45,908.00	(3,908.00)	2,583.00	0.00	109.30	
249-000-607-555	PLAINFIELD INSPECTION FEES -NP	2,000.00	2,000.00	2,550.00	0.00	2,000.00	0.00	0.00	0.00	
249-000-607-560	LOWELL, CITY OF - BUILDING PERMITS	18,000.00	18,000.00	19,355.00	25,474.00	(7,474.00)	2,028.00	0.00	141.52	
249-000-607-561	LOWELL, CITY OF - ELECTRICAL PERMITS	7,000.00	7,000.00	7,347.00	9,480.00	(2,480.00)	955.00	0.00	135.43	
249-000-607-562	LOWELL, CITY OF - MECHANICAL PERMI	5,000.00	5,000.00	5,160.00	8,156.00	(3,156.00)	806.00	0.00	163.12	
249-000-607-563	LOWELL CITY OF - PLUMBING PERMITS	5,000.00	5,000.00	4,653.00	6,224.00	(1,224.00)	55.00	0.00	124.48	
249-000-665-000	INTEREST REVENUE	18,850.00	18,850.00	11,583.47	19,309.19	(459.19)	10,226.48	0.00	102.44	
249-000-671-671	MISCELLANEOUS INCOME	1,000.00	1,000.00	1,865.50	1,694.00	(694.00)	50.00	0.00	169.40	
249-000-673-000	SALE OF ASSETS	0.00	0.00	0.00	100.00	(100.00)	0.00	0.00	100.00	
249-000-676-000	REIMBURSEMENT INSURANCE/ELECTIO	0.00	0.00	(1,845.41)	0.00	0.00	0.00	0.00	0.00	
Total Dept 000		1,420,850.00	1,420,850.00	1,727,019.37	1,528,028.43	(107,178.43)	96,769.23	0.00	107.54	
TOTAL REVENUES		1,420,850.00	1,420,850.00	1,727,019.37	1,528,028.43	(107,178.43)	96,769.23	0.00	107.54	
Expenditures										
Dept 371-BUILDING DEPARTMENT										
249-371-703-000	DIRECTOR OF INSPECTIONS	84,980.00	84,980.00	73,135.33	85,360.70	(380.70)	6,904.54	0.00	100.45	
249-371-706-000	BLDG WAGES/SALARY- KD	62,830.00	62,830.00	62,263.95	63,095.60	(265.60)	5,098.88	0.00	100.42	
249-371-706-302	BLDG INSPECTOR - JB	62,484.00	62,484.00	61,921.41	62,748.34	(264.34)	5,070.82	0.00	100.42	
249-371-706-303	BLDG INSPECTOR - WB	65,127.00	65,127.00	64,539.97	65,408.78	(281.78)	5,292.14	0.00	100.43	
249-371-706-304	BLDG INSPECTOR - DH	67,141.00	67,141.00	67,116.09	67,411.73	(270.73)	5,435.81	0.00	100.40	
249-371-706-305	BLDG INSPECTOR - JV/VM	62,485.00	62,485.00	61,921.41	62,748.34	(263.34)	5,070.82	0.00	100.42	
249-371-706-306	BLDG INSPECTOR / PT - SB	59,944.00	59,944.00	47,517.15	61,131.39	(1,187.39)	5,798.43	0.00	101.98	
249-371-706-309	BLDG INSPECTOR - DHU	57,143.00	57,143.00	54,916.22	57,583.18	(440.18)	4,835.74	0.00	100.77	
249-371-706-400	BUILDING CLERICAL I	39,032.00	39,032.00	36,667.84	39,196.22	(164.22)	3,157.77	0.00	100.42	
249-371-706-401	BUILDING CLERICAL II - JC	16,900.00	16,900.00	13,771.34	14,952.87	1,947.13	1,317.67	0.00	88.48	
249-371-706-402	BUILDING CLERICAL II - JK	16,900.00	16,900.00	13,408.82	16,770.16	129.84	1,424.80	0.00	99.23	
249-371-706-500	BLDG ADDITIONAL HELP	28,000.00	28,000.00	16,562.51	13,469.62	14,530.38	122.50	0.00	48.11	
249-371-723-000	MEMBERSHIPS AND DUES	3,200.00	3,200.00	3,464.00	2,160.00	1,040.00	770.00	0.00	67.50	
249-371-724-000	EDUCATION	6,000.00	6,000.00	1,958.73	3,502.94	2,497.06	0.00	0.00	58.38	
249-371-727-000	SUPPLIES	8,500.00	8,500.00	2,762.94	5,016.18	1,569.87	312.51	1,913.95	81.53	
249-371-757-000	SUPPLIES-ICC BOOKS	9,000.00	9,000.00	3,784.27	110.00	4,890.00	0.00	4,000.00	45.67	
249-371-768-000	DEPARTMENT UNIFORMS	3,900.00	3,900.00	2,366.06	3,485.32	414.68	787.64	0.00	89.37	

02/03/2017

REVENUE AND EXPENDITURE REPORT FOR CASCADE CHARTER TOWNSHIP
 PERIOD ENDING 12/31/2016
 % Fiscal Year Completed: 100.00

GL NUMBER	DESCRIPTION	2016		END BALANCE	YTD BALANCE	UNENCUMBERED BALANCE	ACTIVITY FOR	ENCUMBERED YEAR-TO-DATE	% BDGT USED
		ORIGINAL BUDGET	2016 AMENDED BUDGET	12/31/2015 NORM (ABNORM)	12/31/2016 NORM (ABNORM)		MONTH 12/31/16 INCR (DECR)		
249-371-787-000	OTHER EXPENSES	1,600.00	1,600.00	514.15	202.39	1,397.61	0.00	0.00	12.65
249-371-787-200	OTHER EXPENSES- CREDIT CARD FEES	12,000.00	12,000.00	11,011.80	9,845.25	2,154.75	116.00	0.00	82.04
249-371-807-000	AUDIT FEES & SERVICES	1,300.00	1,300.00	750.00	895.00	405.00	0.00	0.00	68.85
249-371-810-000	INSURANCE	5,800.00	5,800.00	6,346.00	6,612.90	(812.90)	0.00	0.00	114.02
249-371-860-000	MILEAGE	54,000.00	54,000.00	58,692.41	56,095.74	(2,095.74)	5,606.28	0.00	103.88
249-371-862-500	DEPT HEAD, SUPV EXPENSES	500.00	500.00	286.15	239.02	260.98	0.00	0.00	47.80
249-371-900-000	PRINTING & PUBLISHING	2,000.00	2,000.00	0.00	0.00	2,000.00	0.00	0.00	0.00
249-371-924-000	PHONES	1,800.00	1,800.00	979.43	951.09	848.91	101.52	0.00	52.84
249-371-924-100	CELL PHONES	5,500.00	5,500.00	5,652.28	7,126.04	(1,626.04)	1,062.89	0.00	129.56
249-371-932-000	OFFICE EQUIP & COMPUTER REPAIR	6,000.00	6,000.00	0.00	690.66	5,309.34	300.72	0.00	11.51
249-371-939-000	SERVICE CONTRACTS	12,000.00	12,000.00	9,903.53	11,341.56	(149.98)	1,151.14	808.42	101.25
249-371-941-000	POSTAGE & MACHINE LEASE	1,000.00	1,000.00	750.00	600.00	400.00	0.00	0.00	60.00
249-371-957-000	BLDG PHYSICAL EXAMS	750.00	750.00	0.00	258.00	492.00	258.00	0.00	34.40
249-371-967-000	BLDG - SPECIAL PROJECTS	24,000.00	24,000.00	24,514.33	6,878.93	17,121.07	6,878.93	0.00	28.66
249-371-981-000	SMALL EQUIPMENT/FURNITURE	6,000.00	6,000.00	5,056.09	6,043.98	(43.98)	3,771.43	0.00	100.73
Total Dept 371-BUILDING DEPARTMENT		787,816.00	787,816.00	712,534.21	731,931.93	49,161.70	70,646.98	6,722.37	93.76
Dept 850-BENEFITS/INSURANCE									
249-850-715-000	FICA-EMPLOYER	47,657.00	47,657.00	41,876.15	43,424.35	4,232.65	3,138.15	0.00	91.12
249-850-717-000	WORKERS COMP INSURANCE	10,026.00	10,026.00	11,431.81	12,961.54	(2,935.54)	2,513.54	0.00	129.28
249-850-718-000	VISION INSURANCE BENEFITS	1,391.00	1,391.00	1,214.40	1,214.40	176.60	101.20	0.00	87.30
249-850-719-000	HEALTH INSURANCE BENEFITS	90,936.00	90,936.00	80,846.50	97,094.52	(6,158.52)	8,053.52	0.00	106.77
249-850-719-100	OPT-OUT INSURANCE	2,000.00	2,000.00	1,500.00	1,500.00	500.00	500.00	0.00	75.00
249-850-719-200	MI CLAIMS TAX- HEALTH	200.00	200.00	0.00	0.00	200.00	0.00	0.00	0.00
249-850-720-000	LIFE & DISABILITY INSURANCE	4,803.00	4,803.00	4,013.76	4,610.07	192.93	930.79	0.00	95.98
249-850-721-000	DENTAL INSURANCE BENEFITS	10,738.00	10,738.00	8,518.32	7,532.59	3,205.41	579.43	0.00	70.15
249-850-721-200	MI CLAIMS TAX - DENTAL	200.00	200.00	71.69	104.56	95.44	4.00	0.00	52.28
249-850-722-000	PENSION PLAN BENEFITS	56,117.00	56,117.00	204,286.24	57,500.96	(1,383.92)	4,507.08	0.00	102.47
Total Dept 850-BENEFITS/INSURANCE		224,068.00	224,068.00	353,758.87	225,942.99	(1,174.69)	20,327.71	0.00	100.84
Dept 901-CAPITAL OUTLAY									
249-901-970-000	CAPITAL OUTLAY - FFE	0.00	0.00	11,579.00	0.00	0.00	0.00	0.00	0.00
Total Dept 901-CAPITAL OUTLAY		0.00	0.00	11,579.00	0.00	0.00	0.00	0.00	0.00
Dept 964-PAYMENTS TO OTHER TOWNSHIPS									
249-964-964-100	PERMITS DUE TO LOWELL TWP	8,600.00	8,600.00	8,958.10	13,580.35	(5,980.35)	2,051.80	0.00	157.91
249-964-964-200	PERMITS DUE TO VERGENNES TWP	4,600.00	4,600.00	5,111.60	5,629.90	(1,029.90)	1,606.90	0.00	122.39
249-964-964-300	PERMITS DUE TO GR TWP	50,200.00	50,200.00	49,327.95	49,512.85	687.15	6,524.60	0.00	98.63
249-964-964-400	PERMITS DUE TO ADA TWP	36,000.00	36,000.00	43,581.70	48,022.20	(12,022.20)	7,775.60	0.00	133.40
249-964-964-500	PERMITS DUE TO EAST GR	30,400.00	30,400.00	34,401.35	29,984.60	415.40	4,648.00	0.00	98.63
249-964-964-600	PERMITS DUE PLAINFIELD	37,600.00	37,600.00	42,572.21	41,314.40	(3,714.40)	5,687.55	0.00	109.88
249-964-964-700	PERMITS DUE CITY OF LOWELL	7,000.00	7,000.00	7,304.00	9,866.80	(2,866.80)	1,387.20	0.00	140.95
249-964-964-800	PERMITS DUE CASCADE TWP	86,000.00	86,000.00	127,275.45	82,310.95	3,689.05	8,121.70	0.00	95.71
Total Dept 964-PAYMENTS TO OTHER TOWNSHIPS		260,400.00	260,400.00	318,532.36	280,222.05	(19,322.05)	37,803.35	0.00	107.61
TOTAL EXPENDITURES		1,272,284.00	1,272,284.00	1,396,404.44	1,238,096.97	27,464.66	128,778.04	6,722.37	97.84
Fund 249 - BUILDING FUND:									
TOTAL REVENUES		1,420,850.00	1,420,850.00	1,727,019.37	1,528,028.43	(107,178.43)	96,769.23	0.00	107.54
TOTAL EXPENDITURES		1,272,284.00	1,272,284.00	1,396,404.44	1,238,096.97	27,464.66	128,778.04	6,722.37	97.84
NET OF REVENUES & EXPENDITURES		148,566.00	148,566.00	330,614.93	289,931.46	(134,643.03)	(32,008.81)	(5,722.37)	190.63
BEG. FUND BALANCE		2,128,895.35	2,128,895.35	1,798,280.42	2,128,895.35				
END FUND BALANCE		2,277,461.35	2,277,461.35	2,128,895.35	2,418,826.81				

02/03/2017

TRIAL BALANCE REPORT FOR CASCADE CHARTER TOWNSHIP
PERIOD ENDING 12/31/2016

GL NUMBER	DESCRIPTION	BALANCE DEBIT	BALANCE CREDIT
Fund 249 - BUILDING FUND			
249-000-001-100	CASH - CHEM	376,881.64	
249-000-003-001	CD - INDEPENDENT BANK M 12/19/16	310,211.97	
249-000-003-021	FIRST NATIONAL BANK OF MI/ M 10/11/2015	511,395.83	
249-000-003-024	FIRST NATIONAL BANK OF AMERICA	309,814.02	
249-000-003-028	CONSUMER CREDIT UNION M 3/10/2017	300,025.00	
249-000-003-029	CD - FIRST COMMUNITY BANK M5/27/2018	250,000.00	
249-000-003-030	CD - TALMER BANK & TRUST M4/28/2017	400,000.00	
249-000-202-000	ACCOUNTS PAYABLE		25,288.44
249-000-204-000	ACCRUED PAYROLL		12,013.21
249-000-237-000	DUE TO IRF SW CONNECTIONS		2,200.00
249-000-390-000	FUND BALANCE - RESTRICTED		2,128,895.35
249-000-607-483	CASCADE TWP BLDG COM PERMITS		115,171.24
249-000-607-484	CASCADE TWP BLDG RES PERMITS		88,583.00
249-000-607-485	CASCADE TWP ELECTRICAL PERMITS		75,883.00
249-000-607-486	CASCADE TWP MECHANICAL PERMITS		93,814.50
249-000-607-487	CASCADE TWP PLUMBING PERMITS		38,753.00
249-000-607-488	CASCADE TWP PLAN REVIEWS		80,300.00
249-000-607-490	CASCADE TWP CONTRACTOR REG		13,620.00
249-000-607-500	LOWELL TWP BUILDING PERMITS		32,687.00
249-000-607-501	LOWELL TWP ELECTRICAL PERMITS		13,779.00
249-000-607-502	LOWELL TWP MECHANICAL PERMITS		13,521.75
249-000-607-503	LOWELL TWP PLUMBING PERMITS		7,914.00
249-000-607-511	VERGENNES TWP ELECTRICAL PERMITS		13,649.00
249-000-607-512	VERGENNES TWP MECHANICAL PERMITS		14,106.50
249-000-607-516	VERGENNES TWP PLUMBING PERMITS		8,399.00
249-000-607-520	ADA TWP BUILDING PERMITS		110,134.00
249-000-607-521	ADA TWP PLUMBING PERMITS		29,736.00
249-000-607-523	ADA TWP ELECTRICAL PERMITS		44,478.00
249-000-607-524	ADA TWP MECHANICAL PERMITS		55,823.00
249-000-607-531	GR TWP BUILDING PERMITS		106,652.00
249-000-607-532	GR TWP ELECTRICAL PERMITS		48,601.00
249-000-607-533	GR TWP MECHANICAL PERMITS		64,353.25
249-000-607-534	GR TWP PLUMBING PERMITS		27,853.00
249-000-607-536	EAST GR BUILDING PERMITS		51,001.00
249-000-607-537	EAST GR ELECTRICAL PERMITS		35,319.00
249-000-607-538	EAST GR MECHANICAL PERMITS		39,761.00
249-000-607-539	EAST GR PLUMBING PERMITS		23,902.00
249-000-607-540	EAST GR SPECIAL BILLING		55.00
249-000-607-541	EAST GR-RENTAL INSP		3,250.00
249-000-607-551	PLAINFIELD - ELECTRICAL PERMITS		68,481.00
249-000-607-552	PLAINFIELD MECHANICAL PERMITS		92,103.00
249-000-607-553	PLAINFIELD - PLUMBING PERMITS		45,908.00
249-000-607-560	LOWELL, CITY OF - BUILDING PERMITS		25,474.00
249-000-607-561	LOWELL, CITY OF - ELECTRICAL PERMITS		9,480.00
249-000-607-562	LOWELL, CITY OF - MECHANICAL PERMITS		8,156.00
249-000-607-563	LOWELL CITY OF - PLUMBING PERMITS		6,224.00
249-000-665-000	INTEREST REVENUE		19,309.19
249-000-671-671	MISCELLANEOUS INCOME		1,694.00
249-000-673-000	SALE OF ASSETS		100.00

02/03/2017

TRIAL BALANCE REPORT FOR CASCADE CHARTER TOWNSHIP
PERIOD ENDING 12/31/2016

GL NUMBER	DESCRIPTION	BALANCE DEBIT	BALANCE CREDIT
249-371-703-000	DIRECTOR OF INSPECTIONS	85,360.70	
249-371-706-000	BLDG WAGES/SALARY- KD	63,095.60	
249-371-706-302	BLDG INSPECTOR - JB	62,748.34	
249-371-706-303	BLDG INSPECTOR - WB	65,408.78	
249-371-706-304	BLDG INSPECTOR - DH	67,411.73	
249-371-706-305	BLDG INSPECTOR - JV/VM	62,748.34	
249-371-706-306	BLDG INSPECTOR / PT - SB	61,131.39	
249-371-706-309	BLDG INSPECTOR - DHU	57,583.18	
249-371-706-400	BUILDING CLERICAL I	39,196.22	
249-371-706-401	BUILDING CLERICAL II- JC	14,952.87	
249-371-706-402	BUILDING CLERICAL II - JK	16,770.16	
249-371-706-500	BLDG ADDITIONAL HELP	13,469.62	
249-371-723-000	MEMBERSHIPS AND DUES	2,160.00	
249-371-724-000	EDUCATION	3,502.94	
249-371-727-000	SUPPLIES	5,016.18	
249-371-757-000	SUPPLIES-ICC BOOKS	110.00	
249-371-768-000	DEPARTMENT UNIFORMS	3,485.32	
249-371-787-000	OTHER EXPENSES	202.39	
249-371-787-200	OTHER EXPENSES- CREDIT CARD FEES	9,845.25	
249-371-807-000	AUDIT FEES & SERVICES	895.00	
249-371-810-000	INSURANCE	6,612.90	
249-371-860-000	MILEAGE	56,095.74	
249-371-862-500	DEPT HEAD, SUPV EXPENSES	239.02	
249-371-924-000	PHONES	951.09	
249-371-924-100	CELL PHONES	7,126.04	
249-371-932-000	OFFICE EQUIP & COMPUTER REPAIR	690.66	
249-371-939-000	SERVICE CONTRACTS	11,341.56	
249-371-941-000	POSTAGE & MACHINE LEASE	600.00	
249-371-957-000	BLDG PHYSICAL EXAMS	258.00	
249-371-967-000	BLDG - SPECIAL PROJECTS	6,878.93	
249-371-981-000	SMALL EQUIPMENT/FURNITURE	6,043.98	
249-850-715-000	FICA-EMPLOYER	43,424.35	
249-850-717-000	WORKERS COMP INSURANCE	12,961.54	
249-850-718-000	VISION INSURANCE BENEFITS	1,214.40	
249-850-719-000	HEALTH INSURANCE BENEFITS	97,094.52	
249-850-719-100	OPT-OUT INSURANCE	1,500.00	
249-850-720-000	LIFE & DISABILITY INSURANCE	4,610.07	
249-850-721-000	DENTAL INSURANCE BENEFITS	7,532.59	
249-850-721-200	MI CLAIMS TAX - DENTAL	104.56	
249-850-722-000	PENSION PLAN BENEFITS	57,500.96	
249-964-964-100	PERMITS DUE TO LOWELL TWP	13,580.35	
249-964-964-200	PERMITS DUE TO VERGENNES TWP	5,629.90	
249-964-964-300	PERMITS DUE TO GR TWP	49,512.85	
249-964-964-400	PERMITS DUE TO ADA TWP	48,022.20	
249-964-964-500	PERMITS DUE TO EAST GR	29,984.60	
249-964-964-600	PERMITS DUE PLAINFIELD	41,314.40	
249-964-964-700	PERMITS DUE CITY OF LOWELL	9,866.80	
249-964-964-800	PERMITS DUE CASCADE TWP	82,310.95	
Total Fund 249 - BUILDING FUND		3,696,425.43	3,696,425.43

02/03/2017

BALANCE SHEET FOR CASCADE CHARTER TOWNSHIP
Period Ending 12/31/2016

GL Number	Description	Balance
Fund 249 - BUILDING FUND		
*** Assets ***		
249-000-001-100	CASH - CHEM	376,881.64
249-000-003-001	CD - INDEPENDENT BANK M 12/19/16	310,211.97
249-000-003-021	FIRST NATIONAL BANK OF MI/ M 10/11/2015	511,395.83
249-000-003-024	FIRST NATIONAL BANK OF AMERICA	309,814.02
249-000-003-028	CONSUMER CREDIT UNION M 3/10/2017	300,025.00
249-000-003-029	CD - FIRST COMMUNITY BANK M5/27/2018	250,000.00
249-000-003-030	CD - TALMER BANK & TRUST M4/28/2017	400,000.00
	Total Assets	2,458,328.46
*** Liabilities ***		
249-000-202-000	ACCOUNTS PAYABLE	25,288.44
249-000-204-000	ACCRUED PAYROLL	12,013.21
249-000-237-000	DUE TO IRF SW CONNECTIONS	2,200.00
	Total Liabilities	39,501.65
*** Fund Balance ***		
249-000-390-000	FUND BALANCE - RESTRICTED	2,128,895.35
	Total Fund Balance	2,128,895.35
	Beginning Fund Balance	2,128,895.35
	Net of Revenues VS Expenditures	289,931.46
	Ending Fund Balance	2,418,826.81
	Total Liabilities And Fund Balance	2,458,328.46

02/03/2017

REVENUE AND EXPENDITURE REPORT FOR CASCADE CHARTER TOWNSHIP
 PERIOD ENDING 12/31/2016
 % Fiscal Year Completed: 100.00

GL NUMBER	DESCRIPTION	2016		END BALANCE	YTD BALANCE	UNENCUMBERED	ACTIVITY FOR	ENCUMBERED	% BDGT	
		ORIGINAL BUDGET	2016 AMENDED BUDGET	12/31/2015 NORM (ABNORM)	12/31/2016 NORM (ABNORM)		MONTH 12/31/16 INCR (DECR)			YEAR-TO-DATE
Fund 270 - LIBRARY FUND										
Revenues										
Dept 000										
270-000-401-402	TAX LEVY	188,350.00	188,350.00	181,845.69	188,553.38	(203.38)	0.00	0.00	100.11	
270-000-401-410	PERSONAL PROPERTY TAX	20,200.00	20,200.00	17,560.70	18,941.37	1,258.63	0.00	0.00	93.77	
270-000-401-412	DELINQUENT TAX LEVY	1,200.00	1,200.00	1,586.38	1,318.84	(118.84)	0.00	0.00	109.90	
270-000-401-437	ABATEMENT TAXES-LEVY	1,915.00	1,915.00	1,890.12	1,860.97	54.03	0.00	0.00	97.18	
270-000-401-445	PENALTIES & INTEREST ON TAX	100.00	100.00	42.00	30.61	69.39	0.00	0.00	30.61	
270-000-587-587	KENT DISTRICT LIBRARY PAYMENT	32,869.00	32,869.00	32,869.52	32,869.52	(0.52)	8,217.38	0.00	100.00	
270-000-665-000	INTEREST REVENUE	13,850.00	13,850.00	1,427.02	13,493.42	356.58	130.93	0.00	97.43	
270-000-673-000	SALE OF ASSETS	0.00	0.00	290.00	0.00	0.00	0.00	0.00	0.00	
Total Dept 000		258,484.00	258,484.00	237,511.43	257,068.11	1,415.89	8,348.31	0.00	99.45	
TOTAL REVENUES		258,484.00	258,484.00	237,511.43	257,068.11	1,415.89	8,348.31	0.00	99.45	
Expenditures										
Dept 790-LIBRARY										
270-790-727-000	LIBRARY SUPPLIES	6,600.00	6,600.00	5,593.53	2,653.80	1,616.66	626.69	2,329.54	75.51	
270-790-729-000	LIB ELECTRONIC SUBSCRIPTIONS	900.00	900.00	882.00	1,632.00	(732.00)	0.00	0.00	181.33	
270-790-757-000	LIBRARY OPERATIONAL EXPENSES	200.00	200.00	0.00	0.00	200.00	0.00	0.00	0.00	
270-790-787-000	LIBRARY OTHER EXPENSES	1,000.00	1,000.00	18.25	0.00	1,000.00	0.00	0.00	0.00	
270-790-802-200	LIBRARY JANITORIAL CONTRACT	28,000.00	28,000.00	23,964.00	23,964.00	4,036.00	3,994.00	0.00	85.59	
270-790-810-000	LIBRARY PROPERTY INSURANCE	11,106.00	11,106.00	10,577.00	11,021.50	84.50	0.00	0.00	99.24	
270-790-921-000	LIBRARY ELECTRICITY	55,000.00	55,000.00	52,496.70	54,647.00	353.00	8,370.25	0.00	99.36	
270-790-923-000	LIBRARY HEATING	16,000.00	16,000.00	10,348.61	7,715.68	8,284.32	1,878.78	0.00	48.22	
270-790-924-000	LIBRARY PHONES	800.00	800.00	725.78	708.88	91.12	96.75	0.00	88.61	
270-790-927-000	LIBRARY WATER-SEWER	6,500.00	6,500.00	5,920.11	5,389.80	1,110.20	0.00	0.00	82.92	
270-790-931-000	LIBRARY MAINTENANCE	65,000.00	65,000.00	66,981.80	60,568.68	(503.59)	8,568.20	4,934.91	100.77	
270-790-931-100	LIBRARY MAINT/ADDITIONAL	16,336.00	16,336.00	16,336.00	11,640.00	3,939.00	11,640.00	757.00	75.89	
270-790-950-000	PROPERTY TAX REFUNDS	250.00	250.00	216.98	144.02	105.98	0.00	0.00	57.61	
270-790-981-000	SMALL EQUIPMENT/FURNITURE	1,400.00	1,400.00	1,626.09	931.52	468.48	0.00	0.00	66.54	
Total Dept 790-LIBRARY		209,092.00	209,092.00	195,686.85	181,016.88	20,053.67	35,174.67	8,021.45	90.41	
Dept 901-CAPITAL OUTLAY										
270-901-980-650	LIBRARY CIP	50,000.00	50,000.00	109,108.82	0.00	50,000.00	0.00	0.00	0.00	
Total Dept 901-CAPITAL OUTLAY		50,000.00	50,000.00	109,108.82	0.00	50,000.00	0.00	0.00	0.00	
TOTAL EXPENDITURES		259,092.00	259,092.00	304,795.67	181,016.88	70,053.67	35,174.67	8,021.45	72.96	
Fund 270 - LIBRARY FUND:										
TOTAL REVENUES		258,484.00	258,484.00	237,511.43	257,068.11	1,415.89	8,348.31	0.00	99.45	
TOTAL EXPENDITURES		259,092.00	259,092.00	304,795.67	181,016.88	70,053.67	35,174.67	8,021.45	72.96	
NET OF REVENUES & EXPENDITURES		(608.00)	(608.00)	(67,284.24)	76,051.23	(68,637.78)	(26,826.36)	(8,021.45)	11,189.11	
BEG. FUND BALANCE		1,903,636.29	1,903,636.29	1,970,920.53	1,903,636.29					
END FUND BALANCE		1,903,028.29	1,903,028.29	1,903,636.29	1,979,687.52					
TOTAL REVENUES - ALL FUNDS		10,821,140.00	10,988,139.00	11,889,381.94	10,820,807.13	167,331.87	471,671.84	0.00	98.48	
TOTAL EXPENDITURES - ALL FUNDS		10,589,657.00	11,026,545.00	12,111,894.02	9,619,235.89	1,162,224.85	851,570.97	245,084.26	89.46	
NET OF REVENUES & EXPENDITURES		231,483.00	(38,406.00)	(222,512.08)	1,201,571.24	(994,892.98)	(379,899.13)	(245,084.26)	2,490.46	
BEG. FUND BALANCE - ALL FUNDS		20,497,357.94	20,497,357.94	20,719,870.02	20,497,357.94					
END FUND BALANCE - ALL FUNDS		20,728,840.94	20,458,951.94	20,497,357.94	21,698,929.18					

7646

02/03/2017

TRIAL BALANCE REPORT FOR CASCADE CHARTER TOWNSHIP
PERIOD ENDING 12/31/2016

GL NUMBER	DESCRIPTION	BALANCE DEBIT	BALANCE CREDIT
Fund 270 - LIBRARY FUND			
270-000-003-014	CD - LAKE MICH CR UN #41 M3/20/2017	832,967.83	
270-000-003-026	CD - WEST MI COMMUNITY BANK M 6/1/2018	254,471.21	
270-000-003-027	CD - NORTHPOINTE BANK MM 4/7/2018	533,905.65	
270-000-015-023	LIBRARY M/M UNITED BANK	370,849.93	
270-000-202-000	ACCOUNTS PAYABLE		12,507.10
270-000-390-000	FUND BALANCE - RESTRICTED		1,308,636.29
270-000-391-001	FUND BALANCE - COMMITTED/MAJOR REPAIRS11		400,000.00
270-000-391-003	FUND BALANCE - COMMITTED/PP TAX 2012		195,000.00
270-000-401-402	TAX LEVY		188,553.38
270-000-401-410	PERSONAL PROPERTY TAX		18,941.37
270-000-401-412	DELINQUENT TAX LEVY		1,318.84
270-000-401-437	ABATEMENT TAXES-LEVY		1,860.97
270-000-401-445	PENALTIES & INTEREST ON TAX		30.61
270-000-587-587	KENT DISTRICT LIBRARY PAYMENT		32,869.52
270-000-665-000	INTEREST REVENUE		13,493.42
270-790-727-000	LIBRARY SUPPLIES	2,653.80	
270-790-729-000	LIB ELECTRONIC SUBSCRIPTIONS	1,632.00	
270-790-802-200	LIBRARY JANITORIAL CONTRACT	23,964.00	
270-790-810-000	LIBRARY PROPERTY INSURANCE	11,021.50	
270-790-921-000	LIBRARY ELECTRICITY	54,647.00	
270-790-923-000	LIBRARY HEATING	7,715.68	
270-790-924-000	LIBRARY PHONES	708.88	
270-790-927-000	LIBRARY WATER-SEWER	5,389.80	
270-790-931-000	LIBRARY MAINTENANCE	60,568.68	
270-790-931-100	LIBRARY MAINT/ADDITIONAL	11,640.00	
270-790-950-000	PROPERTY TAX REFUNDS	144.02	
270-790-981-000	SMALL EQUIPMENT/FURNITURE	931.52	
Total Fund 270 - LIBRARY FUND		2,173,211.50	2,173,211.50

02/03/2017

BALANCE SHEET FOR CASCADE CHARTER TOWNSHIP
Period Ending 12/31/2016

GL Number	Description	Balance
Fund 270 - LIBRARY FUND		
*** Assets ***		
270-000-003-014	CD - LAKE MICH CR UN #41 M3/20/2017	832,967.83
270-000-003-026	CD - WEST MI COMMUNITY BANK M 6/1/2018	254,471.21
270-000-003-027	CD - NORTHPOINTE BANK MM 4/7/2018	533,905.65
270-000-015-023	LIBRARY M/M UNITED BANK	370,849.93
	Total Assets	1,992,194.62
*** Liabilities ***		
270-000-202-000	ACCOUNTS PAYABLE	12,507.10
	Total Liabilities	12,507.10
*** Fund Balance ***		
270-000-390-000	FUND BALANCE - RESTRICTED	1,308,636.29
270-000-391-001	FUND BALANCE - COMMITTED/MAJOR REPAIRS11	400,000.00
270-000-391-003	FUND BALANCE - COMMITTED/PP TAX 2012	195,000.00
	Total Fund Balance	1,903,636.29
	Beginning Fund Balance	1,903,636.29
	Net of Revenues VS Expenditures	76,051.23
	Ending Fund Balance	1,979,687.52
	Total Liabilities And Fund Balance	1,992,194.62

02/03/2017

TRIAL BALANCE REPORT FOR CASCADE CHARTER TOWNSHIP
PERIOD ENDING 12/31/2016

GL NUMBER	DESCRIPTION	BALANCE DEBIT	BALANCE CREDIT
Fund 701 - TRUST AND AGENCY			
701-000-003-002	CD-HENRY KRAMER BOND M 10/16/2015	15,174.83	
701-000-003-004	CD-JACK SMITH/INVEST M 10/16/2015	22,815.00	
701-000-003-018	CD - CHEMICAL BANK JAMES TIMMONS	12,400.00	
701-000-015-004	MONEY MARKET - CHEMICAL BANK	117,790.68	
701-000-230-004	T&A INTERST DUE GF		59.13
701-000-250-080	CASCADE POINTE-PATHWAY BOND		9,554.62
701-000-252-040	ROUND HILL PROJECT S/W12/2016		15,000.00
701-000-252-050	WALMART S/W INSP GR 3/2013		826.83
701-000-252-166	REDWOOD LIVING/WHITE WATER S/W 4/2014		3,413.30
701-000-252-167	RIDGES OF CASCADE S/W 4/2014		948.12
701-000-252-168	STONESHIRE PHASE II S/W 4/2014		1,559.25
701-000-252-227	CASCADE MARKETPLACE 5/08		8,858.33
701-000-252-230	FORD AIRPORT PK LOT S/W		8,468.75
701-000-252-231	DRURY DEVELOPMENT S/W 9/2015		4,201.08
701-000-252-232	FORD AIRPORT VIEWING PARK		2,500.00
701-000-252-236	LACKS TRIM DIV S/W 1/2016		4,518.05
701-000-252-751	GLENWOOD HILLS S/W BOND		23,211.72
701-000-253-273	TURNBERRY 11-3042 7/2011		570.50
701-000-253-299	CAPITAL TELECOM LLC 12-3107 8/2012		500.00
701-000-253-323	TRADEMARK INC 14-3217 10/2014		500.00
701-000-253-325	CASCADE ONE LLC 14-3219 10/2014		500.00
701-000-253-328	MIEDEMA METAL BUILDING SYSTEM 11/14		26.00
701-000-253-329	VANECK ENTERPRISE 14-3228 11/14		500.00
701-000-253-350	BUFFUM BUILDERS LLC 15-3282 10/2015		500.00
701-000-253-355	CASCADE HOSPITALITY INC 16-3305 5/2016		500.00
701-000-253-357	CASCADE PAPER CONVERTERS 16-3310 5/2016		500.00
701-000-253-358	COVENANT THREE LLC 16-3316 6/2016		500.00
701-000-253-360	WOLVERING BLDG GROUP 16-3318 6/2016		500.00
701-000-253-362	JVB CIVIL & ARCH 16-3329 8/2016		500.00
701-000-253-364	OAK HARBOR PRESERVE 16-3341 10/2016		500.00
701-000-253-365	PARAGON DIE & ENGINEERING 16-3342 10/16		500.00
701-000-253-366	MOORE & BRUGGINK INC 16-3348 11/2016		500.00
701-000-253-367	GROOTERS LAND DEV 16-3350 11/2016		500.00
701-000-255-000	CUSTOMER DEPOSIT AND INTEREST PAYABLE		500.00
701-000-255-741	JAMES TIMMONS TRUST		12,400.00
701-000-255-742	JACKS SMITH (IRF) M 10/16/2015		22,815.00
701-000-255-743	CUSTOMER DEPOSITS- SOLICITATION BONDS		11,575.00
701-000-283-004	REDWOOD LIVING PERFORMANCE BOND 13-3139		10,000.00
701-000-283-166	LACKS ENT LANSCAPING BOND 15-3258 10/15		5,000.00
701-000-283-740	HENRY KRAMER PERFORMANCE BOND		15,174.83
Total Fund 701 - TRUST AND AGENCY		168,180.51	168,180.51

TRIAL BALANCE REPORT FOR CASCADE CHARTER TOWNSHIP
 PERIOD ENDING 12/31/2016

GL NUMBER	DESCRIPTION	BALANCE DEBIT	BALANCE CREDIT
Fund 703 - CURRENT TAX COLLECTION FUND			
703-000-001-001	CASH (CASH DRAWER)	150.00	
703-000-001-100	CASH -CHEM	6,430,159.94	
703-000-001-102	CASH-CHEM /DELQ TAX	16,560.32	
703-000-001-103	CASH- CHEM /TAX WIRE	34.94	
703-000-214-100	CCT-PATHWAYS		270,261.48
703-000-214-105	CCT-POLICE		311,363.51
703-000-214-110	CCT - OPERATING TAXES		658,968.37
703-000-214-112	CCT - OVER/SHORT		6.88
703-000-214-115	CCT - FIRE		892,015.50
703-000-214-116	CCT OPEN SPACE		155,976.23
703-000-214-120	CCT - LIBRARY		101,878.94
703-000-214-135	CCT- SPECIAL ASSESSMENTS		8,948.23
703-000-214-140	CCT - STREET LIGHTS		35,884.33
703-000-214-155	CCT - ADMIN		55,149.11
703-000-214-200	CCT - IFT PATHWAYS		280.31
703-000-214-205	CCT - IFT POLICE		322.95
703-000-214-210	CCT - IFT OPERATING TAXES		683.46
703-000-214-215	CCT - IFT FIRE		925.16
703-000-214-216	CCT OPEN SPACE IFT		161.77
703-000-214-220	CCT-IFT LIBRARY		105.50
703-000-222-110	KENT COUNTY - OPERATING		14,883.96
703-000-222-111	KENT COUNTY - INTEREST		1,379.88
703-000-222-160	KENT COUNTY - JAIL		352,337.29
703-000-222-165	KENT COUNTY - ZOO/MUSEUM		196,406.58
703-000-222-170	KENT COUNTY - SENIOR		223,193.11
703-000-222-172	KENT COUNTY - VETERAN'S MILLAGE		22,306.82
703-000-222-175	KENT COUNTY - DOG LICENSE		387.80
703-000-222-180	KENT COUNTY DRAIN		528.59
703-000-222-210	KENT COUNTY - IFT OPERATING		932.03
703-000-222-260	KENT COUNTY - IFT JAIL		194.08
703-000-222-265	KENT COUNTY - IFT ZOO/MUSEUM		108.19
703-000-222-270	KENT COUNTY - IFT SENIOR		122.95
703-000-222-272	KENT COUNTY - IFT VETERAN'S MILLAGE		12.29
703-000-223-110	KDL - TAXES		571,391.45
703-000-223-210	KDL - IFT TAXES		314.75
703-000-225-110	FHPS - OPERATING		492,098.90
703-000-225-111	FHPS - INTEREST		657.77
703-000-225-120	FHPS - DEBT		1,570,914.14
703-000-225-130	FHPS - RECREATION		206,689.60
703-000-225-220	FHPS - IFT DEBT		827.45
703-000-225-230	FHPS - IFT RECREATION		108.87
703-000-225-410	CALEDONIA - OPERATING		73,301.33
703-000-225-411	CALEDONIA - INTEREST		132.27
703-000-225-420	CALEDONIA - DEBT		86,950.08
703-000-225-520	CALEDONIA - IFT DEBT		860.65
703-000-226-110	LOWELL - OPERATING		1,403.89
703-000-226-111	LOWELL - INTEREST		2.80
703-000-226-120	LOWELL - DEBT		40,750.89
703-000-226-130	LOWELL BLDG/SITE		5,803.55

02/03/2017

TRIAL BALANCE REPORT FOR CASCADE CHARTER TOWNSHIP
PERIOD ENDING 12/31/2016

GL NUMBER	DESCRIPTION	BALANCE DEBIT	BALANCE CREDIT
703-000-228-001	SET & OPERATING TAX (COUNTY)		20,863.98
703-000-228-201	IFT SET & OPER TAX (STATE)		2,213.10
703-000-230-002	DELQ TAX - DUE TO OTHER UNIT OF GOVT		16,545.30
703-000-230-003	WIRE ACCT-DUE TO OTHER UNIT GOVT		1.00
703-000-230-032	DELQ TAX OVER AND SHORT	3.20	
703-000-230-043	WIRE- ONLINE SERVICE FEES		34.43
703-000-230-044	TAX NSF FEES		87.89
703-000-234-110	KENT ISD - TAXES		16,657.39
703-000-234-111	KENT ISD - TAXES INTEREST		642.98
703-000-234-210	KENT ISD - IFT TAXES		1,043.08
703-000-235-110	GRCC - TAXES		6,212.16
703-000-235-111	GRCC - TAXES INTEREST		239.80
703-000-235-210	GRCC - IFT TAX		389.01
703-000-274-000	UNDISTRIBUTED TAX COLLECTION		450.77
703-000-275-000	DUE TO TAXPAYERS		23,593.82
Total Fund 703 - CURRENT TAX COLLECTION FUND		6,446,908.40	6,446,908.40
Total - All Funds:		42,016,438.34	42,016,438.34

02/03/2017 CHECK DISBURSEMENT REPORT FOR CASCADE CHARTER TOWNSHIP
CHECK DATE FROM 01/01/2017 - 01/31/2017
JANUARY 2017 PAYABLES, PAYROLL, AND TRANSFERS

Check Date	Bank	Check #	Invoice	Payee	Description	Account	Dept	Amount
Department: 000								
01/05/2017	GENS	65158*#	000601769806	MUTUAL OF OMAHA INSURANCE	DEPENDENT LIFE W/H GF JAN	231-220	000	15.60
01/05/2017	GENS	65158	000601769806	MUTUAL OF OMAHA INSURANCE	DEPENDENT LIFE W/H FIRE JAN	231-220	000	23.40
01/05/2017	GENS	65158	000601769806	MUTUAL OF OMAHA INSURANCE	DEPENDENT LIFE W/H BLDG JAN	231-220	000	3.90
01/05/2017	GENS	65158	000601769806	MUTUAL OF OMAHA INSURANCE	ADDITIONAL LIFE W/H GF JAN	231-221	000	203.10
01/05/2017	GENS	65158	000601769806	MUTUAL OF OMAHA INSURANCE	ADDITIONAL LIFE W/H FIRE JAN	231-221	000	454.20
01/05/2017	GENS	65158	000601769806	MUTUAL OF OMAHA INSURANCE	ADDITIONAL LIFE W/H BLDG JAN	231-221	000	50.00
01/05/2017	GENS	65158	000601769806	MUTUAL OF OMAHA INSURANCE	ADDITIONAL LIFE W/H VLIFE FIRE JAN	231-221	000	30.00
01/05/2017	GENS	65158	000601769806	MUTUAL OF OMAHA INSURANCE	ADDITIONAL LIFE W/HV LIFE E 2X GENL JAN	231-221	000	11.00
				CHECK GENS 65158 TOTAL FOR FUND 101:				791.20
					Total for department 000:			791.20
Department: 101 TOWNSHIP BOARD								
01/19/2017	GENS	65233*#	9777951966	VERIZON WIRELESS	TRUSTEE CELL PHONES	924-100	101	64.13
					Total for department 101:			64.13
Department: 171 SUPERVISOR/MANAGER								
01/05/2017	GENS	65107	MILG 12/2-12/19	ROBERT S BEAHAN	SUP/MGR/DEPT MILEAGE BEAHAN 65 MILES	860-000	171	35.10
01/05/2017	GENS	65107	MILG 12/2-12/19	ROBERT S BEAHAN	SUP/MGR/DEPT MILEAGE BEAHAN PARKING	860-000	171	2.50
01/05/2017	GENS	65107	MILG 12/2-12/19	ROBERT S BEAHAN	MANAGER CELL PHONE BEAHAN CELL ALLOWANCE	925-000	171	50.00
				CHECK GENS 65107 TOTAL FOR FUND 101:				87.60
01/12/2017	GENS	65203*#	9777758810	VERIZON WIRELESS	MANAGERS CELL PHONE	925-000	171	62.90
01/19/2017	GENS	65233*#	9777951966	VERIZON WIRELESS	MANAGERS CELL PHONE	925-000	171	32.07
01/26/2017	GENS	65241*#	12/22/2016 ELLIS	FIRST BANKCARD	SUP/MGR/DEPT MILEAGE-PARK MGRS LUNCH	860-000	171	3.00
01/26/2017	GENS	65241	12/22/2016	FIRST BANKCARD	MANAGER EXPENSE ACCOUNT-MANAGER'S LUNCH	862-550	171	20.14
01/26/2017	GENS	65241	12/30/16 LEO'S	FIRST BANKCARD	MANAGER EXPENSE ACCOUNT-INVESTIGATION LU	862-550	171	11.39
01/26/2017	GENS	65241	01/09/2017	FIRST BANKCARD	MANAGER EXPENSE ACCOUNT-SUPERVISOR'S LUN	862-550	171	9.43
				CHECK GENS 65241 TOTAL FOR FUND 101:				43.96
01/26/2017	GENS	65246	NEXTGEN	MICHIGAN MUNICIPAL LEAGUE	EDUCATION-NEXTGEN DINNER	724-000	171	10.00
					Total for department 171:			236.53
Department: 215 CLERK								
01/12/2017	GENS	65194	DEC 2016 CELL ALLOW	SLATER, SUE	CLERK CELL PHONE SLATER ALLOW DEC	925-000	215	50.00
01/19/2017	GENS	65226	SLATER, SUSAN 2015	KENT COUNTY CLERK'S ASSOC	CLERK MEMBERSHIPS AND DUES SLATER KCCA	723-000	215	30.00
01/19/2017	GENS	65233*#	9777951966	VERIZON WIRELESS	CLERK CELL PHONE	925-000	215	32.07
01/26/2017	GENS	65239	MLG 1/19/2017	SUSAN BETH SLATER	CLERK MILEAGE	860-000	215	109.68
					Total for department 215:			221.75
Department: 253 TREASURER								
01/05/2017	GENS	65128	2017 DUES	KENT COUNTY TREASURERS ASSOC	TREASURER MEMBERSHIPS AND DUES KCTA DUES	723-000	253	50.00
01/05/2017	GENS	65163	MILG 11/16-12/22	SOURINE, OXANA	TREASURER MILEAGE SOURINE 23 MILES	860-000	253	12.42
01/19/2017	GENS	65233*#	9777951966	VERIZON WIRELESS	TREASURER'S CELL PHONES	924-100	253	16.03
					Total for department 253:			78.45
Department: 257 ASSESSING								
01/05/2017	GENS	65123	MILG 12/20-12/29	HOLZHEI, SHAWN	ASSESSING MILEAGE HOLZHEI 85 MILRD	860-000	257	45.90

02/03/2017 CHECK DISBURSEMENT REPORT FOR CASCADE CHARTER TOWNSHIP
CHECK DATE FROM 01/01/2017 - 01/31/2017
JANUARY 2017 PAYABLES, PAYROLL, AND TRANSFERS

Check Date	Bank	Check #	Invoice	Payee	Description	Account	Dept	Amount
01/05/2017	GENS	65129	257416	KENT COMMUNICATIONS INC.	ASSESSING PRINTING AND PUBLISHING BAL PP	900-000	257	27.20
01/05/2017	GENS	65134	MILG 12/06-12/31	ROGER MC CARTY	EDUCATION MCCARTY KCAA MTG	724-000	257	44.44
01/05/2017	GENS	65134	MILG 12/06-12/31	ROGER MC CARTY	ASSESSING MILEAGE MCCARTY 162 REG MILES	860-000	257	87.48
				CHECK GENS 65134 TOTAL FOR FUND 101:				131.92
01/19/2017	GENS	65212	CONF 4/28/2017	MUSKEGON COUNTY EQUALIZATION	EDUCATION- MUSKEGON CONF 4/28/2017	724-000	257	30.00
01/19/2017	GENS	65224	49299	FALCON PRINTING INC	ASSESS PRINTING PUBLISH BUS CARD HOLZHEI	900-000	257	48.00
01/19/2017	GENS	65225	MILG 11/09-12/28	GENTER, JENNIFER	EDUCATION GENTER KCCAO	724-000	257	37.80
01/19/2017	GENS	65225	MILG 11/09-12/28	GENTER, JENNIFER	ASSESSING MILEAGE GENTER 169 REG MILES	860-000	257	91.26
				CHECK GENS 65225 TOTAL FOR FUND 101:				129.06
01/19/2017	GENS	65233*#	9777951966	VERIZON WIRELESS	CELL PHONES/DATA	924-100	257	16.03
				Department: 265 BUILDING AND GROUNDS	Total for department 257:			428.11
01/05/2017	GENS	3725(A)*#	84057	ENVIRO-CLEAN	CLEANING TOWNSHIP HALL DEC	802-200	265	462.00
01/05/2017	GENS	65112	02-269327	CARLETON EQUIPMENT	TOOLCAT OIL FILTER AND SKID SHOE	863-000	265	340.64
01/05/2017	GENS	65115*#	8529112730047816 J17	COMCAST	COMPLEX PHONES CABLE JAN	924-000	265	256.94
01/05/2017	GENS	65118*#	457268600022 12/2016	DTE ENERGY	COMPLEX HEATING DEC	923-000	265	1,076.01
01/05/2017	GENS	65118	457268600048 12/2016	DTE ENERGY	COMPLEX HEATING B&G DEC	923-000	265	234.81
				CHECK GENS 65118 TOTAL FOR FUND 101:				1,310.82
01/05/2017	GENS	65160*#	3-240-006409719	REPUBLIC SERVICES	COMPLEX MAINTENANCE RECYCLE JAN	931-000	265	549.10
01/05/2017	GENS	65160	3-240-006409719	REPUBLIC SERVICES	COMPLEX MAINTENANCE B&G RECYCLE JAN	931-000	265	67.34
				CHECK GENS 65160 TOTAL FOR FUND 101:				616.44
01/05/2017	GENS	65165*#	23593	SUPERIOR PEST CONTROL INC	PEST CONTROL - B&G	931-000	265	16.00
01/12/2017	GENS	3740(A)*#	CCT DECEMBER 2016	CONSUMERS ENERGY	100000285161 2865 THORNHILLS AVE DEC	921-000	265	1,979.96
01/12/2017	GENS	3740(A)	CCT DECEMBER 2016	CONSUMERS ENERGY	100012762959 2990 BUTTRICK AVE SE	921-000	265	327.65
01/12/2017	GENS	3740(A)	CCT DECEMBER 2016	CONSUMERS ENERGY	100012052419 6569 THORNBROOK ST SE D	921-000	265	22.57
01/12/2017	GENS	3740(A)	CCT DECEMBER 2016	CONSUMERS ENERGY	103019008525 2800 THORNAPPLE RIV DR	921-000	265	7.96
				CHECK GENS 3740(A) TOTAL FOR FUND 101:				2,338.14
01/12/2017	GENS	3741(A)	27530	CENTRAL INTERCONNECT INC	PHONE REPAIR REBOOT DM 16X16	931-000	265	143.00
01/12/2017	GENS	3743(A)*#	327369	NAPA AUTO PARTS	BLDG & GRDS VEHICLE MAINT ANTI-SEIZE LUB	863-000	265	11.98
01/12/2017	GENS	3743(A)	328880	NAPA AUTO PARTS	BLDG & GRDS VEHICLE MAINT HOSE FITTINGS	863-000	265	126.92
01/12/2017	GENS	3743(A)	332109	NAPA AUTO PARTS	BLDG & GRDS VEHICLE MAINT ICON BLADES	863-000	265	102.97
				CHECK GENS 3743(A) TOTAL FOR FUND 101:				241.87
01/12/2017	GENS	3746(A)*#	197169	KINGSLAND'S ACE HARDWARE	BLDG & GRDS VEHICLE MAINT IMPACT TOOLS	863-000	265	188.07
01/12/2017	GENS	3746(A)	196919	KINGSLAND'S ACE HARDWARE	BLDG & GRDS VEHICLE MAINT NUTS & BOLTS	863-000	265	18.72
01/12/2017	GENS	3746(A)	197127	KINGSLAND'S ACE HARDWARE	COMPLEX MAINT 35W U-LINE & CONNECTORS	931-000	265	54.85
				CHECK GENS 3746(A) TOTAL FOR FUND 101:				261.64
01/12/2017	GENS	3748(A)	20150340	I T RIGHT	OFFICE EQUIP/COMPUTER REPAIR FAILING HD	932-000	265	100.00

02/03/2017 CHECK DISBURSEMENT REPORT FOR CASCADE CHARTER TOWNSHIP
CHECK DATE FROM 01/01/2017 - 01/31/2017
JANUARY 2017 PAYABLES, PAYROLL, AND TRANSFERS

Check Date	Bank	Check #	Invoice	Payee	Description	Account	Dept	Amount
01/12/2017	GENS	3753(A)*#	00310782	THE LIGHT BULB COMPANY	LIGHT BULBS/BALLASTS	931-000	265	475.80
01/12/2017	GENS	3759(A)*#	48191998	WEX BANK	BLDG & GRDS VEHICLE FUEL DEC	864-000	265	1,175.12
01/12/2017	GENS	65181	57359	CANFIELD PLUMBING & HEATING	COMPLEX MAINTENANCE LEAK WOMEN TOILET	931-000	265	132.00
01/12/2017	GENS	65182	02-270099	CARLETON EQUIPMENT	BLDG & GRDS VEHICLE MAINT CABLE THROTTLE	863-000	265	115.41
01/12/2017	GENS	65182	02-268673	CARLETON EQUIPMENT	BLDG & GRDS VEHICLE MAINT CHAIN ROLLER	863-000	265	110.64
01/12/2017	GENS	65182	02-270100	CARLETON EQUIPMENT	BLDG & GRDS VEHICLE MAINT 15W40 OIL	863-000	265	73.78
				CHECK GENS 65182 TOTAL FOR FUND 101:				299.83
01/12/2017	GENS	65185*#	301-02736 DEC	CINTAS CORP #301	2016 RUG CLEANING SERVICE COMPLEX/BLDG	931-000	265	151.33
01/12/2017	GENS	65185	301-02736 DEC	CINTAS CORP #301	2016 RUG CLEANING RECEPTIONIST	931-000	265	455.60
01/12/2017	GENS	65185	301-02736 DEC	CINTAS CORP #301	2016 RUG CLEANING S.C.	931-000	265	40.00
				CHECK GENS 65185 TOTAL FOR FUND 101:				646.93
01/12/2017	GENS	65187	101118	FOX FORD MAZDA	BLDG & GRDS VEHICLE MAINTENANCE LRND	863-000	265	64.54
01/12/2017	GENS	65189	CLOTH ALLOW 11/11	HIGGINS, JOSH	BLDG & GROUNDS UNIFORMS HIGGINS	768-000	265	135.00
01/12/2017	GENS	65203*#	9777758810	VERIZON WIRELESS	BLDG AND GROUNDS CELL PHONES	924-100	265	132.29
01/19/2017	GENS	3770(A)	5130136	SERVPRO SW GRAND RAPIDS #2705	COMPLEX MAINT WATER DAMAGE RESTORATION	931-000	265	588.61
01/19/2017	GENS	65233*#	9777951966	VERIZON WIRELESS	BLDG AND GROUNDS CELL PHONES	924-100	265	16.03
01/26/2017	GENS	3772(A)	336859	NAPA AUTO PARTS	BLDG & GRDS VEHICLE MAINTENANCE -WIPERS	863-000	265	0.99
01/26/2017	GENS	3774(A)	9082	LANGERAK ROOF SYSTEMS INC	COMPLEX MAINTENANCE PO 201700028	931-000	265	344.70
01/26/2017	GENS	3776(A)*#	199501	QUALITY AIR	COMPLEX MAINTENANCE	931-000	265	157.54
01/26/2017	GENS	3776(A)	199501	QUALITY AIR	COMPLEX MAINTENANCE	931-000	265	50.97
01/26/2017	GENS	3776(A)	199501	QUALITY AIR	MUSEUM MAINTENANCE	961-000	265	27.81
				CHECK GENS 3776(A) TOTAL FOR FUND 101:				236.32
01/26/2017	GENS	3781(A)	CONF 12/13/2017	THE EMPLOYERS ASSOCIATION	EDUCATION-INTRO TO LEADERSHIP CONF.	724-000	265	215.00
01/26/2017	GENS	65235	2014941	B & B TRUCK EQUIPMENT INC	8' CUTTING EDGE	863-000	265	357.50
01/26/2017	GENS	65235	2014941	B & B TRUCK EQUIPMENT INC	1/2" BOLY KIT - CUTTING EDGE	863-000	265	40.00
				CHECK GENS 65235 TOTAL FOR FUND 101:				397.50
01/26/2017	GENS	65241*#	12/22/2017 UNIFORM	FIRST BANKCARD	BLDG & GROUNDS UNIFORMS-GANDER MTN PURCH	768-000	265	383.89
01/26/2017	GENS	65242*#	166964	GODWIN HARDWARE & PLUMBING	COMPLEX MAINTENANCE VALVE KIT	931-000	265	26.99
				Total for department 265:				11,359.03
Department: 276 CEMETERY								
01/05/2017	GENS	65124*#	4014072	THE HOME DEPOT CREDIT SERVICES	CEMETERY MAINT LUMBER	932-000	276	91.84
01/12/2017	GENS	3740(A)*#	CCT DECEMBER 2016	CONSUMERS ENERGY	100012957591 7200 30TH ST SE DEC	921-000	276	93.70
01/12/2017	GENS	3740(A)	CCT DECEMBER 2016	CONSUMERS ENERGY	100012548051 5601 WHITNEYVILLE AVE	921-000	276	22.57

02/03/2017

CHECK DISBURSEMENT REPORT FOR CASCADE CHARTER TOWNSHIP
CHECK DATE FROM 01/01/2017 - 01/31/2017
JANUARY 2017 PAYABLES, PAYROLL, AND TRANSFERS

Check Date	Bank	Check #	Invoice	Payee	Description	Account	Dept	Amount	
CHECK GENS 3740(A) TOTAL FOR FUND 101:								116.27	
01/12/2017	GENS	3746(A)*#	196939	KINGSLAND'S ACE HARDWARE	CEMETERY MAINT BALLST MEN'S BATHROOM	932-000	276	29.69	
01/12/2017	GENS	3746(A)	196941	KINGSLAND'S ACE HARDWARE	CEMETERY MAINT SCREWS	932-000	276	0.25	
CHECK GENS 3746(A) TOTAL FOR FUND 101:								29.94	
Department: 295 ADMINISTRATIVE								Total for department 276:	238.05
01/12/2017	GENS	3742(A)*#	362846	FISHBECK THOMPSON CARR & HUBER	ENGINEERING COSTS GROOTERS 52ND ST	821-000	295	445.00	
01/12/2017	GENS	3742(A)	362846	FISHBECK THOMPSON CARR & HUBER	ENGINEERING COSTS TACO BELL	821-000	295	602.50	
01/12/2017	GENS	3742(A)	362846	FISHBECK THOMPSON CARR & HUBER	ENGINEERING COSTS OAK HARBOR	821-000	295	197.50	
01/12/2017	GENS	3742(A)	362846	FISHBECK THOMPSON CARR & HUBER	ENGINEERING COSTS GARDEN APARTMENTS	821-000	295	740.00	
CHECK GENS 3742(A) TOTAL FOR FUND 101:								1,985.00	
01/12/2017	GENS	65193#	PETTYCASH12/31/2016	CASH - GENERAL FUND	OFFICE SUPPLIES KUTCHIN BINDERS	727-000	295	11.37	
01/12/2017	GENS	65193	PETTYCASH12/31/2016	CASH - GENERAL FUND	OTHER EXPENSES BIEGALLE KITCHEN SUPPLIES	787-000	295	4.85	
01/12/2017	GENS	65193	PETTYCASH12/31/2016	CASH - GENERAL FUND	OTHER EXPENSES REPLENISH PETTY CASH	787-000	295	10.00	
01/12/2017	GENS	65193	PETTYCASH1/6/2017	CASH - GENERAL FUND	OTHER EXPENSES BIEGALLE KITCHEN SUPPLIES	787-000	295	10.67	
01/12/2017	GENS	65193	PETTYCASH12/31/2016	CASH - GENERAL FUND	LEGAL FEES AMOS NOTARY FEE	826-000	295	11.75	
CHECK GENS 65193 TOTAL FOR FUND 101:								48.64	
01/12/2017	GENS	65203*#	9777758810	VERIZON WIRELESS	SMALL EQUIPMENT/FURNITURE BEN CELL	981-000	295	199.99	
01/12/2017	GENS	65204	LIB GATHERING SPEC	WESTERN AMERICAN MAILERS	PRINTING/PUBLISHING POSTCARDS FOR LIB	900-000	295	1,607.77	
01/19/2017	GENS	3768(A)*#	362847	FISHBECK THOMPSON CARR & HUBER	ENGINEERING COSTS PETER ENGES	821-000	295	495.00	
01/19/2017	GENS	3768(A)	362847	FISHBECK THOMPSON CARR & HUBER	ENGINEERING COSTSMCCARTHY GROUP	821-000	295	330.00	
CHECK GENS 3768(A) TOTAL FOR FUND 101:								825.00	
01/19/2017	GENS	65227	184658	KENT COMMUNICATIONS INC.	POSTAGE FOR CHANGE OF ASSESSMENT NOTICES	814-000	295	3,444.36	
01/19/2017	GENS	65229*#	511347-0	SUPPLYGEEKS.BIZ	GENERAL FUND OFFICE SUPPLIES	727-000	295	139.70	
01/19/2017	GENS	65229	511994-0	SUPPLYGEEKS.BIZ	GENERAL FUND OFFICE SUPPLIES	727-000	295	186.82	
CHECK GENS 65229 TOTAL FOR FUND 101:								326.52	
01/19/2017	GENS	65232	993377	VARNUM	LEGAL FEES GENERAL LABOR	826-000	295	190.00	
01/19/2017	GENS	65232	993378	VARNUM	LEGAL FEES GENERAL DEC	826-000	295	1,558.00	
01/19/2017	GENS	65232	993379	VARNUM	LEGAL FEES FIRE DEPT	826-000	295	7,923.00	
CHECK GENS 65232 TOTAL FOR FUND 101:								9,671.00	
01/19/2017	GENS	65233*#	9777951966	VERIZON WIRELESS	CELL PHONES/DATA	924-100	295	16.03	
01/19/2017	GENS	65233	9777951966	VERIZON WIRELESS	SMALL EQUIPMENT/FURNITURE FAST IPAD	981-000	295	529.99	
CHECK GENS 65233 TOTAL FOR FUND 101:								546.02	
01/26/2017	GENS	65241*#	12/30/2016 POSTER	FIRST BANKCARD	OFFICE SUPPLIES- LABOR LAW POSTERS	727-000	295	152.00	
01/26/2017	GENS	65241	12/21 CREDIT	FIRST BANKCARD	OFFICE SUPPLIES- BAR BARCODES CREDIT	727-000	295	(17.40)	
CHECK GENS 65241 TOTAL FOR FUND 101:								139.60	
01/26/2017	GENS	65248	3011	ROCKFORD ADVERTISING	PUBLICATIONS- ROCKFORD AD TRAILS	901-000	295	375.25	
Department: 445 DRAIN								Total for department 295:	19,169.15
01/12/2017	GENS	3742(A)*#	362115	FISHBECK THOMPSON CARR & HUBER	DRAIN ENGINEERING SENTINEL POINTE DRAIN	821-000	445	4,428.69	
01/19/2017	GENS	3768(A)*#	362847	FISHBECK THOMPSON CARR & HUBER	DRAIN ENGINEERING STORM WATER ORDINANCE	821-000	445	165.00	
Department: 448 STREET LIGHTS								Total for department 445:	4,593.69

02/03/2017 CHECK DISBURSEMENT REPORT FOR CASCADE CHARTER TOWNSHIP
CHECK DATE FROM 01/01/2017 - 01/31/2017
JANUARY 2017 PAYABLES, PAYROLL, AND TRANSFERS

Check Date	Bank	Check #	Invoice	Payee	Description	Account	Dept	Amount	
01/12/2017	GENS	3740(A)*#	CCT DECEMBER 2016	CONSUMERS ENERGY	100011965082 2870 JACK SMITH AVE SE D	926-000	448	117.49	
01/12/2017	GENS	65184	100000373306 12/2016	CONSUMERS ENERGY	STREETLIGHTING DEC	926-000	448	8,618.45	
Department: 652 TRANSPORTATION								Total for department 448:	8,735.94
01/05/2017	GENS	65125	076436	HOPE NETWORK	SENIOR AND DISABLED TRANSPORTATION 2016	859-000	652	3,547.50	
01/26/2017	GENS	65244	088316	INTERURBAN TRANSIT PARTNERSHIP	BUS SERVICE 33RD & 36TH	861-000	652	23,502.00	
01/26/2017	GENS	65244	088315	INTERURBAN TRANSIT PARTNERSHIP	LINEHAUL SERVICE - 36TH STREET	861-000	652	2,362.02	
01/26/2017	GENS	65244	088316	INTERURBAN TRANSIT PARTNERSHIP	28TH STREET LINEHAUL SERVICE	861-100	652	7,835.03	
Department: 721 PLANNING								CHECK GENS 65244 TOTAL FOR FUND 101:	33,699.05
								Total for department 652:	37,246.55
01/05/2017	GENS	65119	MILG 11/2-11/30	FAST, STEPHANIE	PLANNING MILEAGE- FAST 121 MILES	860-000	721	65.34	
01/05/2017	GENS	65119	MILG 12/2-12/28	FAST, STEPHANIE	PLANNING MILEAGE- FAST 83 MILES	860-000	721	44.82	
								CHECK GENS 65119 TOTAL FOR FUND 101:	110.16
01/12/2017	GENS	65191	1000015084 DEC 2016	MLIVE MEDIA GROUP	PRINTING & PUBLISHING DEC ADV	900-000	721	408.00	
01/12/2017	GENS	65193#	PETTYCASH12/31/2016	CASH - GENERAL FUND	COMM DEV MILEAGE PETERSON PARKING	860-000	721	15.00	
01/12/2017	GENS	65203*#	9777758810	VERIZON WIRELESS	COMM DEV CELL/DATA	925-000	721	101.18	
01/19/2017	GENS	65233*#	9777951966	VERIZON WIRELESS	COMM DIRECTOR CELL PHONES	925-000	721	32.07	
01/26/2017	GENS	65241*#	12/14/2016	FIRST BANKCARD	COMM DEV UNIFORMS-PANTS	768-000	721	116.60	
Department: 756 PARKS								Total for department 721:	783.01
01/05/2017	GENS	65160*#	3-240-006409719	REPUBLIC SERVICES	PARK MAINTENANCE RECYCLE JAN	935-000	756	470.18	
01/12/2017	GENS	3740(A)*#	CCT DECEMBER 2016	CONSUMERS ENERGY	100012592265 2900 THORNAPPLE RIV DR	921-000	756	247.87	
01/12/2017	GENS	3740(A)	CCT DECEMBER 2016	CONSUMERS ENERGY	100014570673 3804 THORNAPPLE RIV DR	921-000	756	85.37	
01/12/2017	GENS	3740(A)	CCT DECEMBER 2016	CONSUMERS ENERGY	100014570889 3820 THORNAPPLE RIV DR	921-000	756	46.63	
								CHECK GENS 3740(A) TOTAL FOR FUND 101:	379.87
01/12/2017	GENS	3745(A)	101714	KERKSTRA PORTABLE RESTROOM SERVICE	PORTABLE TOILETS FOR PEACE AND MCGRAW PA	935-000	756	110.00	
01/26/2017	GENS	3771(A)	12/31/2016	CRYSTAL FLASH ENERGY	PROPANE	935-000	756	389.75	
01/26/2017	GENS	3776(A)*#	199501	QUALITY AIR	PARK MAINTENANCE	935-000	756	13.90	
Department: 803 HISTORICAL								Total for department 756:	1,363.70
01/05/2017	GENS	65118*#	457268600030 12/2016	DTE ENERGY	MUSEUM - HEATING/UTILITY DEC	923-000	803	131.08	
01/05/2017	GENS	65165*#	23592	SUPERIOR PEST CONTROL INC	MUSEUM MAINTENANCE INSECT INSPECTION	961-000	803	45.00	
01/12/2017	GENS	3740(A)*#	CCT DECEMBER 2016	CONSUMERS ENERGY	100012592398 2839 THORNAPPLE RIV DR	921-000	803	116.06	
								Total for department 803:	292.14

02/03/2017 CHECK DISBURSEMENT REPORT FOR CASCADE CHARTER TOWNSHIP
CHECK DATE FROM 01/01/2017 - 01/31/2017
JANUARY 2017 PAYABLES, PAYROLL, AND TRANSFERS

Check Date	Bank	Check #	Invoice	Payee	Description	Account	Dept	Amount
Department: 850 BENEFITS/INSURANCE								
01/05/2017	GENS	65120*	163067927	FIDELITY SECURITY LIFE INS	VISION INSURANCE BENEFITS JAN	718-000	850	159.59
01/05/2017	GENS	65158*#	000601769806	MUTUAL OF OMAHA INSURANCE	LIFE & DIS INSURANCE BENEFITS ADD JAN	720-000	850	24.01
01/05/2017	GENS	65158	000601769806	MUTUAL OF OMAHA INSURANCE	LIFE & DIS INSURANCE BENEFITS LIF JAN	720-000	850	157.88
01/05/2017	GENS	65158	000601769806	MUTUAL OF OMAHA INSURANCE	LIFE & DIS INSURANCE BENEFITS LTD JAN	720-000	850	394.26
					CHECK GENS 65158 TOTAL FOR FUND 101:			576.15
01/19/2017	GENS	65221*	WCV80042290601 2015	ACCIDENT FUND OF MICHIGAN	WORKERS COMP INSURANCE 2015-2016	717-000	850	4,909.25
01/19/2017	GENS	65230	L0035030293	UNEMPLOYMENT INSURANCE AGENCY	UNEMPLOYMENT COSTS 2015	960-000	850	60.00
01/26/2017	GENS	65238*	RIS0001359835	DELTA DENTAL	DENTAL INSURANCE BENEFITS	721-000	850	1,311.33
01/26/2017	GENS	65238	RIS0001359835	DELTA DENTAL	MI CLAIMS TAX - DENTAL	721-200	850	18.92
					CHECK GENS 65238 TOTAL FOR FUND 101:			1,330.25
01/26/2017	GENS	65240	4942	EMPLOYEE ASSISTANCE CENTER	OTHER BENEFITS	723-000	850	1,500.00
					Total for department 850:			8,535.24
Department: 965 TRANSFERS OUT								
01/26/2017	GENS	65236	JAN 2017	CASCADE CHARTER TOWNSHIP	TRANSFER TO FIRE FUND	999-006	965	33,333.33
					Total for department 965:			33,333.33
					Total for fund 101 GENERAL FUND			127,470.00
Department: 336 FIRE DEPARTMENT								
01/05/2017	GENS	3723(A)	JUNE-DEC 2016	BEST CLEANERS	FIRE UNIFORMS JUNE- DEC CLEANING	768-000	336	217.90
01/05/2017	GENS	3726(A)	1636601	FUEL MANAGEMENT SYSTEM	FIRE FUELS	745-000	336	64.37
01/05/2017	GENS	3726(A)	1636601	FUEL MANAGEMENT SYSTEM	FIRE FUELS DISCOUNT	745-000	336	(2.21)
					CHECK GENS 3726(A) TOTAL FOR FUND 206:			62.16
01/05/2017	GENS	3730(A)	5130111	SERVPRO SW GRAND RAPIDS #2705	CLEAN VENTS STATION 2 MOLD	936-002	336	237.66
01/05/2017	GENS	65111	96702	BULLEX	20 LITER CONTAINER LIQUID SMOKE	726-000	336	248.00
01/05/2017	GENS	65111	96702	BULLEX	SHIPPING AND HANDLING	726-000	336	33.05
					CHECK GENS 65111 TOTAL FOR FUND 206:			281.05
01/05/2017	GENS	65114	8529112730015086 J17	COMCAST	FIRE PHONES/BUTTRICK INTERNET JAN	924-002	336	94.90
01/05/2017	GENS	65115*#	8529112730047816 J17	COMCAST	FIRE PHONES INTERNET JAN	924-000	336	119.75
01/05/2017	GENS	65116	85291127300083548 17	COMCAST	FIRE PHONES/BUTTRICK XFINITY JAN	924-002	336	42.61
01/05/2017	GENS	65118*#	457268600048 12/2016	DTE ENERGY	FIRE HEATING/BUTTRICK DEC	923-002	336	469.65
01/05/2017	GENS	65124*#	W553048235	THE HOME DEPOT CREDIT SERVICES	FIRE STATION MAINT VACUUM-UPRIGHT	936-000	336	176.63
01/05/2017	GENS	65127	2017 MEMBERSHIP	KENT COUNTY FIRE CHIEFS ASSOC	FIRE MEMBERSHIP AND DUES KCFCFA 2017 SIG	723-000	336	25.00
01/05/2017	GENS	65131	AR159720	KRAFT BUSINESS SYSTEM	FIRE COPIER/LEASE/SERVICE SHARP MX-M363N	939-000	336	88.86

02/03/2017 CHECK DISBURSEMENT REPORT FOR CASCADE CHARTER TOWNSHIP
CHECK DATE FROM 01/01/2017 - 01/31/2017
JANUARY 2017 PAYABLES, PAYROLL, AND TRANSFERS

Check Date	Bank	Check #	Invoice	Payee	Description	Account	Dept	Amount
01/05/2017	GENS	65136	349384	MIDSTATE SECURITY CO.	FIRE STATION MAINT/BUTTRICK REPLACE FOB	936-002	336	1,105.00
01/05/2017	GENS	65159	11763756-00	NICHOLS PAPER & SUPPLY CO	CLEANING SUPPLIES FOR STATION 1	936-000	336	914.49
01/05/2017	GENS	65160*#	3-240-006409719	REPUBLIC SERVICES	FIRE STATION MAINT/BUTTRICK RECYCLE JAN	936-002	336	134.66
01/05/2017	GENS	65165*#	23593	SUPERIOR PEST CONTROL INC	PEST CONTROL - STATION 2	936-002	336	32.00
01/05/2017	GENS	65173	35375	TECH MASTER INC	FIRE EQUIPMENT MAINT LABOR TRUCK SERVICE	938-000	336	186.52
01/05/2017	GENS	65173	35313	TECH MASTER INC	FIRE EQUIPMENT MAINT SERVIC VEHICLE	938-000	336	324.08
				CHECK GENS 65173 TOTAL FOR FUND 206:				510.60
01/05/2017	GENS	65178	DRUG OVERDOSE KIT	JAMES WALKER	FIRE TRAINING WALKER REIMB DRUG OVERDISE	726-000	336	54.89
01/12/2017	GENS	3740(A)*#	CCT DECEMBER 2016	CONSUMERS ENERGY	103023462197 2867 THORNHILLS AVE SE	921-002	336	25.69
01/12/2017	GENS	3740(A)	CCT DECEMBER 2016	CONSUMERS ENERGY	100012762959 2990 BUTTRICK AVE SE	921-002	336	655.32
				CHECK GENS 3740(A) TOTAL FOR FUND 206:				681.01
01/12/2017	GENS	3743(A)*#	329408	NAPA AUTO PARTS	FIRE EQUIPMENT MAINT SOFT HYBRID BLADES	938-000	336	30.98
01/12/2017	GENS	3746(A)*#	197001	KINGSLAND'S ACE HARDWARE	FIRE OFFICE SUPPLIES 4-SHELF UNIT	727-000	336	35.99
01/12/2017	GENS	3746(A)	197037	KINGSLAND'S ACE HARDWARE	FIRE STATION MAINT KINTCHEN SUPPLIES	936-000	336	31.27
01/12/2017	GENS	3746(A)	197053	KINGSLAND'S ACE HARDWARE	FIRE STATION MAINT AUTOGEL CLAM	936-000	336	5.39
01/12/2017	GENS	3746(A)	196844	KINGSLAND'S ACE HARDWARE	FIRE STATION MAINT/BUTTRICK 75W DIM BULB	936-002	336	41.38
01/12/2017	GENS	3746(A)	197010	KINGSLAND'S ACE HARDWARE	FIRE EQUIPMENT MAINT QUIKRETE TUBE SAND	938-000	336	35.94
01/12/2017	GENS	3746(A)	196929	KINGSLAND'S ACE HARDWARE	FIRE EQUIPMENT MAINT QUIKRETE TUBE SAND	938-000	336	11.98
				CHECK GENS 3746(A) TOTAL FOR FUND 206:				161.95
01/12/2017	GENS	3758(A)	23328	WEST SHORE SERVICES, INC	ANNUAL MAINTENANCE OF OUTDOOR WARNING SI	938-000	336	2,400.00
01/12/2017	GENS	3759(A)*#	48191998	WEX BANK	FIRE FUELS DEC	745-000	336	543.47
01/12/2017	GENS	65185*#	301-02736 DEC	CINTAS CORP #301	2016 RUG CLEANING SERVICE FIRE	936-000	336	140.30
01/12/2017	GENS	65190	349412	MIDSTATE SECURITY CO.	STROBES, SMOKE DETECTORS FOR STATION 2	936-002	336	5,691.00
01/12/2017	GENS	65192	584960	NYE UNIFORM COMPANY	NEW FD WINTER COATS WITH REFLECTIVE MARK	959-000	336	3,864.00
01/12/2017	GENS	65203*#	9777963773	VERIZON WIRELESS	CELL PHONES/DATA-MODEMS DEC	924-100	336	118.60
01/12/2017	GENS	65203	9777758810	VERIZON WIRELESS	CELL PHONES/DATA-MODEMS	924-100	336	111.18
				CHECK GENS 65203 TOTAL FOR FUND 206:				229.78
01/19/2017	GENS	3769(A)	1701501	FUEL MANAGEMENT SYSTEM	FIRE FUELS	745-000	336	116.78
01/19/2017	GENS	3769(A)	1701501	FUEL MANAGEMENT SYSTEM	FIRE FUELS DISCOUNT	745-000	336	(4.42)
				CHECK GENS 3769(A) TOTAL FOR FUND 206:				112.36
01/19/2017	GENS	65223	10137091041	DELL MARKETING LP	DESKTOP CMPUTERS FOR CHIEF AND OFFICERS	981-000	336	2,527.83
01/19/2017	GENS	65231	28411122	VALLEY CITY LINEN INC	FIRE STATION MAINT-RUG & TOWEL CLEANING	936-000	336	39.95
01/19/2017	GENS	65231	28406062	VALLEY CITY LINEN INC	FIRE STATION MAINT-RUG & TOWEL CLEANING	936-000	336	39.95
01/19/2017	GENS	65231	28401028	VALLEY CITY LINEN INC	FIRE STATION MAINT-RUG & TOWEL CLEANING	936-000	336	39.95
01/19/2017	GENS	65231	28395903	VALLEY CITY LINEN INC	FIRE STATION MAINT-RUG & TOWEL CLEANING	936-000	336	39.95
				CHECK GENS 65231 TOTAL FOR FUND 206:				159.80

02/03/2017 CHECK DISBURSEMENT REPORT FOR CASCADE CHARTER TOWNSHIP
CHECK DATE FROM 01/01/2017 - 01/31/2017
JANUARY 2017 PAYABLES, PAYROLL, AND TRANSFERS

Check Date	Bank	Check #	Invoice	Payee	Description	Account	Dept	Amount
01/19/2017	GENS	65233*#	9777951966	VERIZON WIRELESS	CELL PHONES/DATA-MODEMS	924-100	336	(123.56)
01/19/2017	GENS	65233	9777951966	VERIZON WIRELESS	SMALL EQUIPMENT/FURNITURE FIRE IPAD	981-000	336	894.96
					CHECK GENS 65233 TOTAL FOR FUND 206:			761.00
01/26/2017	GENS	3773(A)	16102600492	KENT COUNTY TREASURER	FIRE PUBLIC RELATIONS	887-000	336	1,256.25
01/26/2017	GENS	3775(A)	217128	OVERHEAD DOOR CO OF GR, INC	FIRE STATION MAINT-PO 201700023	936-000	336	221.25
01/26/2017	GENS	3776(A)*#	199501	QUALITY AIR	FIRE STATION MAINT	936-000	336	139.08
01/26/2017	GENS	3776(A)	199501	QUALITY AIR	FIRE STATION MAINT/BUTTRICK	936-002	336	101.94
					CHECK GENS 3776(A) TOTAL FOR FUND 206:			241.02
01/26/2017	GENS	65237	0083548/01/18/17	COMCAST	FIRE PHONES/BUTTRICK- XFINITY	924-002	336	42.61
01/26/2017	GENS	65241*#	12/22/2016	FIRST BANKCARD	FIRE OTHER EXPENSES-UPS RETURN PAGER	787-000	336	16.60
01/26/2017	GENS	65242*#	167051	GODWIN HARDWARE & PLUMBING	FIRE STATION MAINT 2 HOSE REPAIR	936-000	336	10.98
01/26/2017	GENS	65245	11/04/16 REIMB	JEFFERY M KNOWLES	FIRE TUITION-J KNOWLES SPEECH	725-000	336	630.00
01/26/2017	GENS	65245	REIMB 11/04/16	JEFFERY M KNOWLES	FIRE TUITION- J. KNOWLES SAFE&HEALTH	725-000	336	630.00
					CHECK GENS 65245 TOTAL FOR FUND 206:			1,260.00
01/26/2017	GENS	65247	JANMLG/CONF	DOUGLAS P. POOLMAN	FIRE EDUCATION POOLMAN KEYSTONE EVENT	724-000	336	200.00
01/26/2017	GENS	65247	JANMLG/CONF	DOUGLAS P. POOLMAN	FIRE MILEAGE POOLMAN KEYSTONE EVENT	860-000	336	91.00
					CHECK GENS 65247 TOTAL FOR FUND 206:			291.00
01/26/2017	GENS	65249	EXP 01052017	JOHN SIGG	SMALL EQUIPMENT/FURNITURE -IPAD CASE	981-000	336	75.16
					Total for department 336:			25,286.16
Department: 850 BENEFITS/INSURANCE								
01/05/2017	GENS	65120*	163067927	FIDELITY SECURITY LIFE INS	VISION INSURANCE BENEFITS JAN	718-000	850	198.90
01/05/2017	GENS	65158*#	000601769806	MUTUAL OF OMAHA INSURANCE	LIFE & DIS INSURANCE BENEFITS LIF JAN	720-000	850	204.50
01/05/2017	GENS	65158	000601769806	MUTUAL OF OMAHA INSURANCE	LIFE & DISABILITY INSURANCE AD&D JAN	720-000	850	31.09
01/05/2017	GENS	65158	000601769806	MUTUAL OF OMAHA INSURANCE	LIFE & DISABILITY INSURANCE LTD JAN	720-000	850	482.96
					CHECK GENS 65158 TOTAL FOR FUND 206:			718.55
01/19/2017	GENS	65221*	WCV80042290601 2015	ACCIDENT FUND OF MICHIGAN	WORKERS COMP INSURANCE 2015-2016	717-000	850	12,214.21
01/26/2017	GENS	65238*	RIS0001359835	DELTA DENTAL	DENTAL INSURANCE BENEFITS	721-000	850	1,769.54
01/26/2017	GENS	65238	RIS0001359835	DELTA DENTAL	MI CLAIMS TAX - DENTAL	721-200	850	25.53
					CHECK GENS 65238 TOTAL FOR FUND 206:			1,795.07
					Total for department 850:			14,926.73
					Total for fund 206 FIRE FUND			40,212.89
Department: 751 OPEN SPACE PRESERVATION								
01/12/2017	GENS	3740(A)*#	CCT DECEMBER 2016	CONSUMERS ENERGY	100061096465 6803 BURTON ST SE	921-000	751	22.57
01/12/2017	GENS	3740(A)	CCT DECEMBER 2016	CONSUMERS ENERGY	100041772151 6803 BURTON ST SE	921-000	751	167.42
					CHECK GENS 3740(A) TOTAL FOR FUND 209:			189.99
01/26/2017	GENS	3776(A)*#	199501	QUALITY AIR	PARK MAINTENANCE	935-000	751	13.90
					Total for department 751:			203.89
					Total for fund 209 CCT OPEN SPACE			203.89
Department: 758 PATHWAYS								

02/03/2017 CHECK DISBURSEMENT REPORT FOR CASCADE CHARTER TOWNSHIP
CHECK DATE FROM 01/01/2017 - 01/31/2017
JANUARY 2017 PAYABLES, PAYROLL, AND TRANSFERS

Check Date	Bank	Check #	Invoice	Payee	Description	Account	Dept	Amount
01/12/2017	GENS	65180	2015636	B & B TRUCK EQUIPMENT INC	MAINT & REPAIR BLADE GUIDE KIT	931-000	758	56.49
					Total for department 758:			56.49
					Total for fund 216 PATHWAYS FUND			56.49
Department: 295 ADMINISTRATIVE								
01/12/2017	GENS	3742(A)*#	362848	FISHBECK THOMPSON CARR & HUBER	ADMIN ENGINEERING COSTS TRD UTILITY EXT	821-000	295	7,076.35
					Total for department 295:			7,076.35
					Total for fund 246 IRF			7,076.35
Department: 170 DDA OPERATIONS/CONSTRUCTION								
01/05/2017	GENS	65110	132074	BUIST ELECTRIC INC	STREET LIGHT REPAIR	931-000	170	469.00
01/05/2017	GENS	65110	132084	BUIST ELECTRIC INC	VILLAGE CHRISTMAS LIGHT REPAIR	931-000	170	330.00
					CHECK GENS 65110 TOTAL FOR FUND 248:			799.00
01/05/2017	GENS	65124*#	8023912	THE HOME DEPOT CREDIT SERVICES	MAINT & REPAIR/IMPROVEMENTS RED STAKES	931-000	170	47.88
01/05/2017	GENS	65124	0021813	THE HOME DEPOT CREDIT SERVICES	MAINT & REPAIR/IMPROVEMENTS PEA PEBBLES	931-000	170	9.48
					CHECK GENS 65124 TOTAL FOR FUND 248:			57.36
01/12/2017	GENS	3740(A)*#	CCT DECEMBER 2016	CONSUMERS ENERGY	100054379084 5196 28TH ST SE	921-000	170	262.18
01/12/2017	GENS	3740(A)	CCT DECEMBER 2016	CONSUMERS ENERGY	100054393572 5434 28TH ST SE	921-000	170	92.01
01/12/2017	GENS	3740(A)	CCT DECEMBER 2016	CONSUMERS ENERGY	100012213862 6658 28TH ST SE DEC	921-000	170	22.57
01/12/2017	GENS	3740(A)	CCT DECEMBER 2016	CONSUMERS ENERGY	100063460503 5770 FOREMOST DR SE	921-000	170	198.11
01/12/2017	GENS	3740(A)	CCT DECEMBER 2016	CONSUMERS ENERGY	100066874924 2990 LUCERNE DR SE	921-000	170	86.63
01/12/2017	GENS	3740(A)	CCT DECEMBER 2016	CONSUMERS ENERGY	100041059393 6282 28TH ST SE	921-000	170	177.59
01/12/2017	GENS	3740(A)	CCT DECEMBER 2016	CONSUMERS ENERGY	100041058650 6116 28TH ST SE DEC	921-000	170	107.19
01/12/2017	GENS	3740(A)	CCT DECEMBER 2016	CONSUMERS ENERGY	100041059278 5905 28TH ST SE DEC	921-000	170	123.57
01/12/2017	GENS	3740(A)	CCT DECEMBER 2016	CONSUMERS ENERGY	100041081355 5613 28TH ST SE	921-000	170	121.08
01/12/2017	GENS	3740(A)	CCT DECEMBER 2016	CONSUMERS ENERGY	100012017115 6753 OLD 28TH ST DEC	921-000	170	331.87
01/12/2017	GENS	3740(A)	CCT DECEMBER 2016	CONSUMERS ENERGY	100012017305 6610 28TH ST SE DEC	921-000	170	229.31
01/12/2017	GENS	3740(A)	CCT DECEMBER 2016	CONSUMERS ENERGY	100011901541 6800 CASCADE RD SE DEC	921-000	170	417.30
01/12/2017	GENS	3740(A)	CCT DECEMBER 2016	CONSUMERS ENERGY	100011901814 6811 CASCADE RD SE DEC	921-000	170	212.54
					CHECK GENS 3740(A) TOTAL FOR FUND 248:			2,381.95
01/12/2017	GENS	3746(A)*#	196872	KINGSLAND'S ACE HARDWARE	MAINT & REPAIR/IMPROV MARKING PAINT	931-000	170	5.84
01/12/2017	GENS	3746(A)	196890	KINGSLAND'S ACE HARDWARE	MAINT & REPAIR/IMPROV MARKING PAINT	931-000	170	5.84
					CHECK GENS 3746(A) TOTAL FOR FUND 248:			11.68
01/12/2017	GENS	65188	9298659468	GRAINGER	MAINT & REPAIR/IMPROV RED PAINT	931-000	170	79.44
01/12/2017	GENS	65203*#	9777758810	VERIZON WIRELESS	CELL PHONES	924-100	170	50.00
01/19/2017	GENS	65233*#	9777951966	VERIZON WIRELESS	CELL PHONES	924-100	170	16.03
					Total for department 170:			3,395.46
Department: 901 CAPITAL OUTLAY								
01/12/2017	GENS	3744(A)	1163401	KAMMINGA AND ROODVOETS INC	CAPITAL OUTLAY - LANDIMP 2016 SIDEWALK	974-000	901	25,025.00
					Total for department 901:			25,025.00
					Total for fund 248 DDA			28,420.46
Department: 000								
01/12/2017	GENS	65183	P# 2953	CASCADE CHARTER TOWNSHIP	S/W CONNECT 74981 CLYDESDALE DR	237-000	000	1,100.00
01/19/2017	GENS	65207	2955	CASCADE CHARTER TOWNSHIP	DUE TO I.R.F.- S&W CONNECTIONS-	237-000	000	62,700.00
01/19/2017	GENS	65222	P# 2954	CASCADE CHARTER TOWNSHIP	S/W CONNECT 5700 MANCHESTER HILLS DR SE	237-000	000	2,200.00
					Total for department 000:			66,000.00
Department: 371 BUILDING DEPARTMENT								

02/03/2017 CHECK DISBURSEMENT REPORT FOR CASCADE CHARTER TOWNSHIP
CHECK DATE FROM 01/01/2017 - 01/31/2017
JANUARY 2017 PAYABLES, PAYROLL, AND TRANSFERS

Check Date	Bank	Check #	Invoice	Payee	Description	Account	Dept	Amount
01/05/2017	GENS	65108	MILG 12/19-12/30	BENOIT, BILL	MILEAGE - BENOIT 428 MILES	860-000	371	231.12
01/05/2017	GENS	65109	MILG 12/19-12/30	BIEGALLE, JEFFREY	MILEAGE- BIEGALLE,J 457 MILES	860-000	371	246.78
01/05/2017	GENS	65117	MILG 12/20-12/30	KEN DAVIS	MILEAGE DAVIS 350 MILES	860-000	371	189.00
01/05/2017	GENS	65122	MILG 12/19-12/30/30	DANIEL L HEYER	MILEAGE HEYER 144 MILES	860-000	371	77.76
01/05/2017	GENS	65126	MILG 12/19-12/30	HUYSER, DANIEL A.	MILEAGE- HUYSER 508 MILES	860-000	371	274.32
01/05/2017	GENS	65130	9003102959	KONICA MINOLTA ALBIN	C454 COPIER/PRINTER 11/28-12/226	939-000	371	41.34
01/05/2017	GENS	65132	1678	L&L PAINTING INC	BUILDING DEPT - PAINTING	967-000	371	2,659.00
01/05/2017	GENS	65132	1678	L&L PAINTING INC	BLDG - SPECIAL PROJECTS PAINT BOOKCASE	967-000	371	100.00
				CHECK GENS 65132 TOTAL FOR FUND 249:				2,759.00
01/05/2017	GENS	65135	MILITO,VINCENT 2017	MECHANICAL INSPECTORS ASSOC OF	MEMBERSHIPS AND DUES MIAM MILITO 2017	723-000	371	75.00
01/05/2017	GENS	65135	BIEGALLE,JEFFREY 17	MECHANICAL INSPECTORS ASSOC OF	MEMBERSHIPS AND DUES MIAM 2017 BIEGALLE,	723-000	371	75.00
				CHECK GENS 65135 TOTAL FOR FUND 249:				150.00
01/05/2017	GENS	65137	MILG 12/19-12/30	VINCENT MILITO	MILEAGE MILITO- 389 MILES	860-000	371	210.06
01/05/2017	GENS	65161	MILG 12/19-12/30/201	RON SABIN	MILEAGE SABIN 318 MILES	860-000	371	171.72
01/05/2017	GENS	65162	509206	SHMG OCCUPATIONAL HEALTH	BLDG PHYSICAL EXAMS SABIN	957-000	371	155.00
01/05/2017	GENS	65164	MILG 12/27/2016	JIM SPAAK	MILEAGE SPAAK 42 MILES	860-000	371	22.68
01/05/2017	GENS	65179	MILG 12/19-12/22	BRIAN WILSON	MILEAGE WILSON 110 MILES	860-000	371	59.40
01/12/2017	GENS	65186	4231	DIXON ARCHITECTURE	BLDG - SPECIAL PROJECTS TWP HALL REMODEL	967-000	371	200.00
01/12/2017	GENS	65203*#	9777758810	VERIZON WIRELESS	CELL PHONES	924-100	371	401.87
01/19/2017	GENS	65205	MLG 1/1-1/15 2017	BENOIT, BILL	MILEAGE - BENOIT 540 MILES	860-000	371	288.90
01/19/2017	GENS	65206	MLG 1/1 -1/15 2017	BIEGALLE, JEFFREY	MILEAGE- BIEGALLE,J - 486 MILES	860-000	371	260.01
01/19/2017	GENS	65208	MLG 1/1-1/15 2017	KEN DAVIS	MILEAGE DAVIS - 451 MILES	860-000	371	241.29
01/19/2017	GENS	65209	MLG 1/1-1/15 2017	DANIEL L HEYER	MILEAGE HEYER - 486 MILES	860-000	371	260.01
01/19/2017	GENS	65210	MLG 1/1-1/15 2017	HUYSER, DANIEL A.	MILEAGE- HUYSER -442 MILES	860-000	371	236.47
01/19/2017	GENS	65211	MLG 1/1-1/15 2017	VINCENT MILITO	DEPARTMENT UNIFORMS-PANTS	768-000	371	31.58
01/19/2017	GENS	65211	MLG 1/1-1/15 2017	VINCENT MILITO	MILEAGE MILITO- 397 MILES	860-000	371	212.40
				CHECK GENS 65211 TOTAL FOR FUND 249:				243.98
01/19/2017	GENS	65213	MLG 1/1-1/15 2017	RON SABIN	MILEAGE SABIN - 397 MILES	860-000	371	212.40

02/03/2017 CHECK DISBURSEMENT REPORT FOR CASCADE CHARTER TOWNSHIP
CHECK DATE FROM 01/01/2017 - 01/31/2017
JANUARY 2017 PAYABLES, PAYROLL, AND TRANSFERS

Check Date	Bank	Check #	Invoice	Payee	Description	Account	Dept	Amount
01/19/2017	GENS	65228	509934	SHMG OCCUPATIONAL HEALTH	BLDG PHYSICAL EXAMS SABIN	957-000	371	103.00
01/19/2017	GENS	65229*#	511347-0	SUPPLYGEEKS.BIZ	BUILDING FUND OFFICE SUPPLIES	727-000	371	60.42
01/19/2017	GENS	65229	511994-0	SUPPLYGEEKS.BIZ	BUILDING FUND OFFICE SUPPLIES	727-000	371	45.72
					CHECK GENS 65229 TOTAL FOR FUND 249:			106.14
01/19/2017	GENS	65233*#	9777951966	VERIZON WIRELESS	CELL PHONES	924-100	371	128.26
01/19/2017	GENS	65234	MILG 1/4-1/13/2017	BRIAN WILSON	MILEAGE WILSON 200 MILES	860-000	371	107.00
01/26/2017	GENS	3776(A)*#	199501	QUALITY AIR	FACILITIES USE	893-000	371	78.78
01/26/2017	GENS	65241*#	3115702	FIRST BANKCARD	MEMBERSHIPS AND DUES	723-000	371	135.00
01/26/2017	GENS	65241	9747828793-1	FIRST BANKCARD	SUPPLIES	727-000	371	90.09
01/26/2017	GENS	65241	12609	FIRST BANKCARD	SUPPLIES- 12-SHOE COVERS	727-000	371	189.15
01/26/2017	GENS	65241	01/04/2017	FIRST BANKCARD	DEPT HEAD, SUPV EXPENSES-OTTERBOX DEFE	862-500	371	59.99
					CHECK GENS 65241 TOTAL FOR FUND 249:			474.23
					Total for department 371:			7,930.52
Department: 850 BENEFITS/INSURANCE								
01/05/2017	GENS	65120*	163067927	FIDELITY SECURITY LIFE INS	VISION INSURANCE BENEFITS JAN	718-000	850	101.20
01/05/2017	GENS	65158*#	000601769806	MUTUAL OF OMAHA INSURANCE	LIFE & DISABILITY INSURANCE AD&D JAN	720-000	850	16.38
01/05/2017	GENS	65158	000601769806	MUTUAL OF OMAHA INSURANCE	LIFE & DISABILITY INSURANCE BENEFITS LIF	720-000	850	107.75
01/05/2017	GENS	65158	000601769806	MUTUAL OF OMAHA INSURANCE	LIFE & DISABILITY INSURANCE LTD JAN	720-000	850	256.22
					CHECK GENS 65158 TOTAL FOR FUND 249:			380.35
01/19/2017	GENS	65221*	WCV80042290601 2015	ACCIDENT FUND OF MICHIGAN	WORKERS COMP INSURANCE 2015-2016	717-000	850	2,513.54
01/26/2017	GENS	65238*	RIS0001359835	DELTA DENTAL	DENTAL INSURANCE BENEFITS	721-000	850	746.47
01/26/2017	GENS	65238	RIS0001359835	DELTA DENTAL	MI CLAIMS TAX - DENTAL	721-200	850	10.77
					CHECK GENS 65238 TOTAL FOR FUND 249:			757.24
					Total for department 850:			3,752.33
Department: 964 PAYMENTS TO OTHER TOWNSHIPS								
01/05/2017	GENS	3724(A)	DEC 2016 PERMITS	EAST GRAND RAPIDS/CITY OF	PERMITS DUE TO EAST GR DEC	964-500	964	2,345.20
01/05/2017	GENS	3727(A)	DEC 2016 PERMITS	LOWELL TOWNSHIP	PERMITS DUE TO LOWELL TWP DEC	964-100	964	942.80
01/05/2017	GENS	3728(A)	DEC 2016 PERMITS	PLAINFIELD CHARTER TOWNSHIP	PERMITS DUE PLAINFIELD DEC	964-600	964	2,814.55
01/05/2017	GENS	65106	DEC 2016 PERMITS	ADA TOWNSHIP	PERMITS DUE TO ADA TWP DEC	964-400	964	2,271.40
01/05/2017	GENS	65113	DEC 2016 PERMITS	CASCADE CHARTER TOWNSHIP	PERMITS DUE CASCADE TWP DEC PERMITS	964-800	964	3,265.40
01/05/2017	GENS	65121	DEC 2016 PERMITS	GRAND RAPIDS CHARTER TOWNSHIP	PERMITS DUE TO GR TWP DEC	964-300	964	3,444.40
01/05/2017	GENS	65133	DEC 2016 PERMITS	LOWELL MI, CITY OF	PERMITS DUE CITY OF LOWELL DEC	964-700	964	755.40
01/05/2017	GENS	65177	DEC 2016 PERMITS	VERGENNES TOWNSHIP	PERMITS DUE TO VERGENNES TWP DEC	964-200	964	487.40
					Total for department 964:			16,326.55
					Total for fund 249 BUILDING FUND			94,009.40

02/03/2017 CHECK DISBURSEMENT REPORT FOR CASCADE CHARTER TOWNSHIP
CHECK DATE FROM 01/01/2017 - 01/31/2017
JANUARY 2017 PAYABLES, PAYROLL, AND TRANSFERS

Check Date	Bank	Check #	Invoice	Payee	Description	Account	Dept	Amount
Department: 790 LIBRARY								
01/05/2017	GENS	3725(A)*#	84057	ENVIRO-CLEAN	CLEANING LIBRARY DEC	802-200	790	1,487.00
01/05/2017	GENS	3725(A)	84057	ENVIRO-CLEAN	CLEANING WISNER DEC	802-200	790	330.00
01/05/2017	GENS	3725(A)	84057	ENVIRO-CLEAN	CLEANING LIBRARY (WEEKEND) DEC	802-200	790	180.00
				CHECK GENS 3725(A) TOTAL FOR FUND 270:				1,997.00
01/05/2017	GENS	3729(A)	198495	QUALITY AIR	SERVICE AT LIBRARY & LABOR	931-000	790	226.50
01/05/2017	GENS	3729(A)	198496	QUALITY AIR	VALVE CONNECTING KIT & LABOR AT LIBRARY	931-000	790	397.20
				CHECK GENS 3729(A) TOTAL FOR FUND 270:				623.70
01/05/2017	GENS	65118*#	457271900013 12/2016	DTE ENERGY	LIBRARY HEATING DEC	923-000	790	1,435.38
01/05/2017	GENS	65138	471538	MINER SUPPLY COMPANY	SUPPLIES FOR LIBRARY	931-000	790	581.27
01/05/2017	GENS	65160*#	3-240-006409719	REPUBLIC SERVICES	LIBRARY MAINTENANCE RECYCLE JAN	931-000	790	417.70
01/05/2017	GENS	65165*#	23591	SUPERIOR PEST CONTROL INC	LIBRARY MAINTENANCE INSECT INSPECTION	931-000	790	65.00
01/12/2017	GENS	3739(A)	3583-352354	BATTERIES PLUS - 383	LIBRARY MAINT 6V LEAD BATTERIES	931-000	790	106.65
01/12/2017	GENS	3740(A)*#	CCT DECEMBER 2016	CONSUMERS ENERGY	100000284784 2870 JACKSMITH AVE DEC	921-000	790	4,135.31
01/12/2017	GENS	3747(A)	198937	QUALITY AIR	LIBRARY MAINT REPLACE HOT WATER BEARING	931-000	790	1,009.00
01/12/2017	GENS	3747(A)	198936	QUALITY AIR	LIBRARY MAINTENANCE 3-WAY VALVE	931-000	790	399.00
				CHECK GENS 3747(A) TOTAL FOR FUND 270:				1,408.00
01/12/2017	GENS	3753(A)*#	00310220	THE LIGHT BULB COMPANY	LIBRARY MAINTENANCE 120/277 LIGHTING	931-000	790	79.05
01/12/2017	GENS	65185*#	301-02737 DEC 2016	CINTAS CORP #301	2016 RUG CLEANING SERVICE LIBRARY	931-000	790	1,038.25
01/19/2017	GENS	3768(A)*#	362847	FISHBECK THOMPSON CARR & HUBER	LIBRARY MAINTENANCE LIBRARY BASIN	931-000	790	247.50
01/26/2017	GENS	3776(A)*#	199328	QUALITY AIR	LIBRARY MAINTENANCE- BOILER MAINT.	931-000	790	507.00
01/26/2017	GENS	3776(A)	199501	QUALITY AIR	LIBRARY MAINTENANCE	931-000	790	806.16
				CHECK GENS 3776(A) TOTAL FOR FUND 270:				1,313.16
01/26/2017	GENS	65241*#	171411	FIRST BANKCARD	LIBRARY MAINTENANCE-SNOW BLOWER	931-000	790	649.99
01/26/2017	GENS	65243	24418	HOOGERHYDE SAFE & LOCK, INC	LIBRARY MAINTENANCE HOOGERHYDE SAFE & LO	931-000	790	726.00
				Total for department 790:				14,823.96
				Total for fund 270 LIBRARY FUND				14,823.96
Department: 000								
01/05/2017	GENS	3731(A)	CAL 1618	CALEDONIA COMMUNITY SCHOOLS	CALEDONIA - OPERATING	225-410	000	64,676.23
01/05/2017	GENS	3731(A)	CAL 1618	CALEDONIA COMMUNITY SCHOOLS	CALEDONIA - INTEREST OPER	225-411	000	10.78
				CHECK GENS 3731(A) TOTAL FOR FUND 703:				64,687.01
01/05/2017	GENS	3732(A)	CALD 1618	CALEDONIA COMMUNITY SCHOOLS	CALEDONIA - INTEREST	225-411	000	58.46
01/05/2017	GENS	3732(A)	CALD 1618	CALEDONIA COMMUNITY SCHOOLS	CALEDONIA - DEBT	225-420	000	81,987.94
01/05/2017	GENS	3732(A)	CALD 1618	CALEDONIA COMMUNITY SCHOOLS	CALEDONIA - IFT DEBT	225-520	000	860.65
				CHECK GENS 3732(A) TOTAL FOR FUND 703:				82,907.05

02/03/2017 CHECK DISBURSEMENT REPORT FOR CASCADE CHARTER TOWNSHIP
CHECK DATE FROM 01/01/2017 - 01/31/2017
JANUARY 2017 PAYABLES, PAYROLL, AND TRANSFERS

Check Date	Bank	Check #	Invoice	Payee	Description	Account	Dept	Amount	
01/05/2017	GENS	3733(A)	FHPS 1618	FOREST HILLS PUBLIC SCHOOLS	FHPS - OPERATING	225-110	000	469,141.04	
01/05/2017	GENS	3733(A)	FHPS 1618	FOREST HILLS PUBLIC SCHOOLS	FHPS - INTEREST DEBT	225-111	000	313.80	
01/05/2017	GENS	3733(A)	FHPS 1618	FOREST HILLS PUBLIC SCHOOLS	FHPS - INTEREST OPER	225-111	000	161.87	
01/05/2017	GENS	3733(A)	FHPS 1618	FOREST HILLS PUBLIC SCHOOLS	FHPS - INTEREST REC	225-111	000	41.29	
01/05/2017	GENS	3733(A)	FHPS 1618	FOREST HILLS PUBLIC SCHOOLS	FHPS - DEBT	225-120	000	1,532,850.62	
01/05/2017	GENS	3733(A)	FHPS 1618	FOREST HILLS PUBLIC SCHOOLS	FHPS - RECREATION	225-130	000	201,681.45	
01/05/2017	GENS	3733(A)	FHPS 1618	FOREST HILLS PUBLIC SCHOOLS	FHPS - IFT DEBT	225-220	000	827.45	
01/05/2017	GENS	3733(A)	FHPS 1618	FOREST HILLS PUBLIC SCHOOLS	FHPS - IFT RECREATION	225-230	000	108.87	
				CHECK GENS 3733(A) TOTAL FOR FUND 703:					2,205,126.39
01/05/2017	GENS	3734(A)	GRCC 1618	GRAND RAPIDS COMMUNITY COLLEGE	GRCC - TAXES	235-110	000	4,651.64	
01/05/2017	GENS	3734(A)	GRCC 1618	GRAND RAPIDS COMMUNITY COLLEGE	GRCC - TAXES INTEREST	235-111	000	177.39	
01/05/2017	GENS	3734(A)	GRCC 1618	GRAND RAPIDS COMMUNITY COLLEGE	GRCC - IFT TAX	235-210	000	389.01	
				CHECK GENS 3734(A) TOTAL FOR FUND 703:					5,218.04
01/05/2017	GENS	3735(A)	KC 1618	KENT COUNTY TREASURER	PA 105 INTEREST	214-135	000	47.40	
01/05/2017	GENS	3735(A)	KC 1618	KENT COUNTY TREASURER	KENT COUNTY - OPERATING	222-110	000	11,145.05	
01/05/2017	GENS	3735(A)	KC 1618	KENT COUNTY TREASURER	KENT COUNTY - INTEREST	222-111	000	424.96	
01/05/2017	GENS	3735(A)	KC 1618	KENT COUNTY TREASURER	KENT COUNTY - JAIL	222-160	000	343,993.89	
01/05/2017	GENS	3735(A)	KC 1618	KENT COUNTY TREASURER	KENT COUNTY - ZOO/MUSEUM	222-165	000	191,755.59	
01/05/2017	GENS	3735(A)	KC 1618	KENT COUNTY TREASURER	KENT COUNTY - SENIOR	222-170	000	217,907.87	
01/05/2017	GENS	3735(A)	KC 1618	KENT COUNTY TREASURER	KENT COUNTY - VETERAN'S MILLAGE	222-172	000	21,778.55	
01/05/2017	GENS	3735(A)	KC 1618	KENT COUNTY TREASURER	KENT COUNTY DRAIN	222-180	000	507.10	
01/05/2017	GENS	3735(A)	KC 1618	KENT COUNTY TREASURER	KENT COUNTY - IFT OPERATING	222-210	000	932.03	
01/05/2017	GENS	3735(A)	KC 1618	KENT COUNTY TREASURER	KENT COUNTY - IFT JAIL	222-260	000	194.08	
01/05/2017	GENS	3735(A)	KC 1618	KENT COUNTY TREASURER	KENT COUNTY - IFT ZOO/MUSEUM	222-265	000	108.19	
01/05/2017	GENS	3735(A)	KC 1618	KENT COUNTY TREASURER	KENT COUNTY - IFT SENIOR	222-270	000	122.95	
01/05/2017	GENS	3735(A)	KC 1618	KENT COUNTY TREASURER	KENT COUNTY - IFT VETERAN'S MILLAGE	222-272	000	12.29	
				CHECK GENS 3735(A) TOTAL FOR FUND 703:					788,929.95
01/05/2017	GENS	3736(A)	SET 1618	KENT COUNTY TREASURER-SET	KENT COUNTY - INTEREST CALEDONIA	222-111	000	100.20	
01/05/2017	GENS	3736(A)	SET 1618	KENT COUNTY TREASURER-SET	KENT COUNTY - INTEREST FHPS	222-111	000	495.52	
01/05/2017	GENS	3736(A)	SET 1618	KENT COUNTY TREASURER-SET	CALEDONIA SET & OPERATING TAX (COUNTY)	228-001	000	2,521.89	
01/05/2017	GENS	3736(A)	SET 1618	KENT COUNTY TREASURER-SET	FHPS SET & OPERATING TAX (COUNTY)	228-001	000	13,100.93	
				CHECK GENS 3736(A) TOTAL FOR FUND 703:					16,218.54
01/05/2017	GENS	3737(A)	KISD 1618	KENT INTERMEDIATE SCHOOLS	KENT ISD - TAXES	234-110	000	12,472.96	
01/05/2017	GENS	3737(A)	KISD 1618	KENT INTERMEDIATE SCHOOLS	KENT ISD - TAXES INTEREST	234-111	000	475.61	
01/05/2017	GENS	3737(A)	KISD 1618	KENT INTERMEDIATE SCHOOLS	KENT ISD - IFT TAXES	234-210	000	1,043.08	
				CHECK GENS 3737(A) TOTAL FOR FUND 703:					13,991.65
01/05/2017	GENS	3738(A)	LOW 1618	LOWELL AREA SCHOOLS	LOWELL - OPERATING	226-110	000	1,373.89	
01/05/2017	GENS	3738(A)	LOW 1618	LOWELL AREA SCHOOLS	LOWELL - DEBT	226-120	000	40,715.89	
01/05/2017	GENS	3738(A)	LOW 1618	LOWELL AREA SCHOOLS	LOWELL BLDG/SITE	226-130	000	5,798.57	
				CHECK GENS 3738(A) TOTAL FOR FUND 703:					47,888.35
01/05/2017	GENS	65139	RFD09277012	LERETA	DUE TO 41-19-09-277-012	275-000	000	721.48	
01/05/2017	GENS	65140	RFD08324023	LERETA	DUE TO 41-19-08-324-023	275-000	000	491.40	
01/05/2017	GENS	65141	RFD 06489095	LERETA	DUE TO 41-19-06-489-095	275-000	000	3,028.93	
01/05/2017	GENS	65142	RFD06377003	LERETA	DUE TO 41-19-06-377-003	275-000	000	1,706.61	
01/05/2017	GENS	65143	RFD17102006	AVANA CAPITAL	DUE TO CHHATRALA	275-000	000	630.00	
01/05/2017	GENS	65144	RFD0210410R	UNISOURCE NATIONAL LENDER SERVICES	DUE TO 41-19-02-104-108	275-000	000	86.84	
01/05/2017	GENS	65145	RFD024256	VISCOM	DUE TO 41-50-18-024-256	275-000	000	88.49	

02/03/2017 CHECK DISBURSEMENT REPORT FOR CASCADE CHARTER TOWNSHIP
CHECK DATE FROM 01/01/2017 - 01/31/2017
JANUARY 2017 PAYABLES, PAYROLL, AND TRANSFERS

Check Date	Bank	Check #	Invoice	Payee	Description	Account	Dept	Amount
01/05/2017	GENS	65146	RFD14400019	CORELOGIC REFUND DEPT	DUE TO 41-19-14-400-019	275-000	000	891.93
01/05/2017	GENS	65147	RFD17227077	CORELOGIC REFUND DEPT	DUE TO 41-19-17-227-077	275-000	000	707.34
01/05/2017	GENS	65148	RFD16229012	CORELOGIC REFUND DEPT	DUE TO 41-19-16-229-012	275-000	000	929.74
01/05/2017	GENS	65149	RFD02104108	CORELOGIC REFUND DEPT	DUE TO 41-19-02-104-108	275-000	000	1,512.19
01/05/2017	GENS	65150	RFD10151026	CORELOGIC REFUND DEPT	DUE TO 41-19-10-151-026	275-000	000	1,052.37
01/05/2017	GENS	65151	RFD22202016	CORELOGIC REFUND DEPT	DUE TO 41-19-22-202-016	275-000	000	1,490.76
01/05/2017	GENS	65152	RFD34130006	CORELOGIC REFUND DEPT	DUE TO 41-19-34-130-006	275-000	000	1,235.52
01/05/2017	GENS	65153	RFD03480003	CORELOGIC REFUND DEPT	DUE TO 41-19-03-480-003	275-000	000	1,545.37
01/05/2017	GENS	65154	RFD04120004	CORELOGIC REFUND DEPT	DUE TO 41-19-04-120-004	275-000	000	1,837.58
01/05/2017	GENS	65155	RFD14100036	CORELOGIC REFUND DEPT	DUE TO 41-19-14-100-036	275-000	000	1,166.35
01/05/2017	GENS	65156	RFD16231014	CORELOGIC REFUND DEPT	DUE TO 41-19-16-231-014	275-000	000	1,281.24
01/05/2017	GENS	65157	RFD11326004	CORELOGIC REFUND DEPT	DUE TO 41-19-11-326-004	275-000	000	3,189.68
01/05/2017	GENS	65166	FIRE 1618	CASCADE CHARTER TOWNSHIP	CCT - FIRE	214-115	000	865,405.01
01/05/2017	GENS	65166	FIRE 1618	CASCADE CHARTER TOWNSHIP	CCT - FIRE PP	214-115	000	12,707.85
01/05/2017	GENS	65166	FIRE 1618	CASCADE CHARTER TOWNSHIP	CCT - IFT FIRE	214-215	000	925.16
					CHECK GENS 65166 TOTAL FOR FUND 703:			879,038.02
01/05/2017	GENS	65167	GF 1618	CASCADE CHARTER TWP	CCT - OPERATING TAXES	214-110	000	639,310.19
01/05/2017	GENS	65167	GF 1618	CASCADE CHARTER TWP	CCT - OPERATING TAXES PP	214-110	000	9,387.70
01/05/2017	GENS	65167	GF 1618	CASCADE CHARTER TWP	CCT - OVER/SHORT	214-112	000	4.22
01/05/2017	GENS	65167	GF 1618	CASCADE CHARTER TWP	CCT - PA 105 INTEREST	214-135	000	165.98
01/05/2017	GENS	65167	GF 1618	CASCADE CHARTER TWP	CCT - STREET LIGHTS	214-140	000	35,418.95
01/05/2017	GENS	65167	GF 1618	CASCADE CHARTER TWP	CCT - ADMIN	214-155	000	53,504.50
01/05/2017	GENS	65167	GF 1618	CASCADE CHARTER TWP	CCT - IFT OPERATING TAXES	214-210	000	683.46
					CHECK GENS 65167 TOTAL FOR FUND 703:			738,475.00
01/05/2017	GENS	65168	LIB 1618	CASCADE TWP. LIBRARY FUND	CCT - LIBRARY PP	214-120	000	1,449.76
01/05/2017	GENS	65168	LIB 1618	CASCADE TWP. LIBRARY FUND	CCT - LIBRARY	214-120	000	98,843.84
01/05/2017	GENS	65168	LIB 1618	CASCADE TWP. LIBRARY FUND	CCT-IFT LIBRARY	214-220	000	105.50
					CHECK GENS 65168 TOTAL FOR FUND 703:			100,399.10
01/05/2017	GENS	65169	OS 1618	CASCADE CHARTER TOWNSHIP	CCT OPEN SPACE	214-116	000	151,323.20
01/05/2017	GENS	65169	OS 1618	CASCADE CHARTER TOWNSHIP	CCT OPEN SPACE PP	214-116	000	2,222.01
01/05/2017	GENS	65169	OS 1618	CASCADE CHARTER TOWNSHIP	CCT OPEN SPACE IFT	214-216	000	161.77
					CHECK GENS 65169 TOTAL FOR FUND 703:			153,706.98
01/05/2017	GENS	65170	PATH 1618	PATHWAYS FUND	CCT-PATHWAYS	214-100	000	262,199.18
01/05/2017	GENS	65170	PATH 1618	PATHWAYS FUND	CCT-PATHWAYS PP	214-100	000	3,850.07
01/05/2017	GENS	65170	PATH 1618	PATHWAYS FUND	CCT - IFT PATHWAYS	214-200	000	280.31
					CHECK GENS 65170 TOTAL FOR FUND 703:			266,329.56

02/03/2017 CHECK DISBURSEMENT REPORT FOR CASCADE CHARTER TOWNSHIP
CHECK DATE FROM 01/01/2017 - 01/31/2017
JANUARY 2017 PAYABLES, PAYROLL, AND TRANSFERS

Check Date	Bank	Check #	Invoice	Payee	Description	Account	Dept	Amount
01/05/2017	GENS	65171	POL 1618	POLICE FUND	CCT-POLICE	214-105	000	302,075.07
01/05/2017	GENS	65171	POL 1618	POLICE FUND	CCT-POLICE PP	214-105	000	4,435.63
01/05/2017	GENS	65171	POL 1618	POLICE FUND	CCT - IFT POLICE	214-205	000	322.95
CHECK GENS 65171 TOTAL FOR FUND 703:								306,833.65
01/05/2017	GENS	65172	SA 1618	CASCADE CHARTER TOWNSHIP	CCT- 08 WATER	214-135	000	865.76
01/05/2017	GENS	65172	SA 1618	CASCADE CHARTER TOWNSHIP	CCT- OAK TERRACE	214-135	000	5,774.04
01/05/2017	GENS	65172	SA 1618	CASCADE CHARTER TOWNSHIP	CCT- 16 USE	214-135	000	2,071.33
CHECK GENS 65172 TOTAL FOR FUND 703:								8,711.13
01/05/2017	GENS	65174	KDL 1618	KENT DISTRICT LIBRARY	KDL - TAXES	223-110	000	557,860.84
01/05/2017	GENS	65174	KDL 1618	KENT DISTRICT LIBRARY	KDL - IFT TAXES	223-210	000	314.75
CHECK GENS 65174 TOTAL FOR FUND 703:								558,175.59
01/05/2017	GENS	65175	MI 1618	STATE OF MICHIGAN	IFT SET & OPER TAX CALED OPER	228-201	000	2,213.10
01/05/2017	GENS	65176	MI 1618SA	STATE OF MICHIGAN	PA 105 INTEREST	214-135	000	23.72
01/12/2017	GENS	3749(A)	CAL 1619	CALEDONIA COMMUNITY SCHOOLS	CALEDONIA - OPERATING	225-410	000	59,232.03
01/12/2017	GENS	3749(A)	CAL 1619	CALEDONIA COMMUNITY SCHOOLS	CALEDONIA - INTEREST OPER	225-411	000	45.38
CHECK GENS 3749(A) TOTAL FOR FUND 703:								59,277.41
01/12/2017	GENS	3750(A)	CALD 1619	CALEDONIA COMMUNITY SCHOOLS	CALEDONIA - INTEREST	225-411	000	17.65
01/12/2017	GENS	3750(A)	CALD 1619	CALEDONIA COMMUNITY SCHOOLS	CALEDONIA - DEBT	225-420	000	33,540.70
01/12/2017	GENS	3750(A)	CALD 1619	CALEDONIA COMMUNITY SCHOOLS	CALEDONIA - IFT DEBT	225-520	000	87.85
CHECK GENS 3750(A) TOTAL FOR FUND 703:								33,646.20
01/12/2017	GENS	3751(A)	FHPS 1619	FOREST HILLS PUBLIC SCHOOLS	FHPS - OPERATING	225-110	000	107,175.16
01/12/2017	GENS	3751(A)	FHPS 1619	FOREST HILLS PUBLIC SCHOOLS	FHPS - INTEREST DEBT	225-111	000	116.92
01/12/2017	GENS	3751(A)	FHPS 1619	FOREST HILLS PUBLIC SCHOOLS	FHPS - INTEREST OPER	225-111	000	16.97
01/12/2017	GENS	3751(A)	FHPS 1619	FOREST HILLS PUBLIC SCHOOLS	FHPS - INTEREST REC	225-111	000	15.40
01/12/2017	GENS	3751(A)	FHPS 1619	FOREST HILLS PUBLIC SCHOOLS	FHPS - DEBT	225-120	000	122,703.47
01/12/2017	GENS	3751(A)	FHPS 1619	FOREST HILLS PUBLIC SCHOOLS	FHPS - RECREATION	225-130	000	16,144.64
01/12/2017	GENS	3751(A)	FHPS 1619	FOREST HILLS PUBLIC SCHOOLS	FHPS - IFT DEBT	225-220	000	402.42
01/12/2017	GENS	3751(A)	FHPS 1619	FOREST HILLS PUBLIC SCHOOLS	FHPS - IFT RECREATION	225-230	000	52.94
CHECK GENS 3751(A) TOTAL FOR FUND 703:								246,627.93
01/12/2017	GENS	3752(A)	GRCC 1619	GRAND RAPIDS COMMUNITY COLLEGE	GRCC - TAXES	235-110	000	1,606.24
01/12/2017	GENS	3752(A)	GRCC 1619	GRAND RAPIDS COMMUNITY COLLEGE	GRCC - TAXES INTEREST	235-111	000	64.70
CHECK GENS 3752(A) TOTAL FOR FUND 703:								1,670.94
01/12/2017	GENS	3754(A)	KC 1619	KENT COUNTY TREASURER	KENT COUNTY - OPERATING	222-110	000	3,848.47
01/12/2017	GENS	3754(A)	KC 1619	KENT COUNTY TREASURER	KENT COUNTY - INTEREST	222-111	000	155.03
01/12/2017	GENS	3754(A)	KC 1619	KENT COUNTY TREASURER	KENT COUNTY - JAIL	222-160	000	32,434.87
01/12/2017	GENS	3754(A)	KC 1619	KENT COUNTY TREASURER	KENT COUNTY - ZOO/MUSEUM	222-165	000	18,080.68
01/12/2017	GENS	3754(A)	KC 1619	KENT COUNTY TREASURER	KENT COUNTY - SENIOR	222-170	000	20,546.50
01/12/2017	GENS	3754(A)	KC 1619	KENT COUNTY TREASURER	KENT COUNTY - VETERAN'S MILLAGE	222-172	000	2,053.86
01/12/2017	GENS	3754(A)	KC 1619	KENT COUNTY TREASURER	KENT COUNTY DRAIN	222-180	000	68.55
01/12/2017	GENS	3754(A)	KC 1619	KENT COUNTY TREASURER	KENT COUNTY - IFT JAIL	222-260	000	103.38
01/12/2017	GENS	3754(A)	KC 1619	KENT COUNTY TREASURER	KENT COUNTY - IFT ZOO/MUSEUM	222-265	000	57.62
01/12/2017	GENS	3754(A)	KC 1619	KENT COUNTY TREASURER	KENT COUNTY - IFT SENIOR	222-270	000	65.49
01/12/2017	GENS	3754(A)	KC 1619	KENT COUNTY TREASURER	KENT COUNTY - IFT VETERAN'S MILLAGE	222-272	000	6.54
CHECK GENS 3754(A) TOTAL FOR FUND 703:								77,420.99
01/12/2017	GENS	3755(A)	SET 1619	KENT COUNTY TREASURER-SET	KENT COUNTY - INTEREST CALEDONIA	222-111	000	30.25
01/12/2017	GENS	3755(A)	SET 1619	KENT COUNTY TREASURER-SET	KENT COUNTY - INTEREST FHPS	222-111	000	184.68
01/12/2017	GENS	3755(A)	SET 1619	KENT COUNTY TREASURER-SET	KENT COUNTY - INTEREST LOWELL	222-111	000	2.40
01/12/2017	GENS	3755(A)	SET 1619	KENT COUNTY TREASURER-SET	CALEDONIA SET & OPERATING TAX (COUNTY)	228-001	000	756.33
01/12/2017	GENS	3755(A)	SET 1619	KENT COUNTY TREASURER-SET	FHPS SET & OPERATING TAX (COUNTY)	228-001	000	4,578.42
01/12/2017	GENS	3755(A)	SET 1619	KENT COUNTY TREASURER-SET	LOWELL SET & OPERATING TAX (COUNTY)	228-001	000	60.00

02/03/2017 CHECK DISBURSEMENT REPORT FOR CASCADE CHARTER TOWNSHIP
CHECK DATE FROM 01/01/2017 - 01/31/2017
JANUARY 2017 PAYABLES, PAYROLL, AND TRANSFERS

Check Date	Bank	Check #	Invoice	Payee	Description	Account	Dept	Amount
CHECK GENS 3755(A) TOTAL FOR FUND 703:								5,612.08
01/12/2017	GENS	3756(A)	KISD 1619	KENT INTERMEDIATE SCHOOLS	KENT ISD - TAXES	234-110	000	4,307.04
01/12/2017	GENS	3756(A)	KISD 1619	KENT INTERMEDIATE SCHOOLS	KENT ISD - TAXES INTEREST	234-111	000	173.51
CHECK GENS 3756(A) TOTAL FOR FUND 703:								4,480.55
01/12/2017	GENS	3757(A)	LOW 1619	LOWELL AREA SCHOOLS	LOWELL - OPERATING	226-110	000	30.00
01/12/2017	GENS	3757(A)	LOW 1619	LOWELL AREA SCHOOLS	LOWELL - INTEREST	226-111	000	2.80
01/12/2017	GENS	3757(A)	LOW 1619	LOWELL AREA SCHOOLS	LOWELL - DEBT	226-120	000	419.83
01/12/2017	GENS	3757(A)	LOW 1619	LOWELL AREA SCHOOLS	LOWELL BLDG/SITE	226-130	000	59.79
CHECK GENS 3757(A) TOTAL FOR FUND 703:								512.42
01/12/2017	GENS	65195	FIRE 1619	CASCADE CHARTER TOWNSHIP	CCT - FIRE	214-115	000	50,253.32
01/12/2017	GENS	65195	FIRE 1619	CASCADE CHARTER TOWNSHIP	CCT - FIRE PP	214-115	000	3,793.04
01/12/2017	GENS	65195	FIRE 1619	CASCADE CHARTER TOWNSHIP	CCT - IFT FIRE	214-215	000	172.28
CHECK GENS 65195 TOTAL FOR FUND 703:								54,218.64
01/12/2017	GENS	65196	GF 1619	CASCADE CHARTER TWP	CCT - OPERATING TAXES PP	214-110	000	2,802.06
01/12/2017	GENS	65196	GF 1619	CASCADE CHARTER TWP	CCT - OPERATING TAXES	214-110	000	37,124.32
01/12/2017	GENS	65196	GF 1619	CASCADE CHARTER TWP	CCT - OVER/SHORT	214-112	000	2.24
01/12/2017	GENS	65196	GF 1619	CASCADE CHARTER TWP	CCT - STREET LIGHTS	214-140	000	1,381.46
01/12/2017	GENS	65196	GF 1619	CASCADE CHARTER TWP	CCT - ADMIN	214-155	000	6,278.00
01/12/2017	GENS	65196	GF 1619	CASCADE CHARTER TWP	CCT - IFT OPERATING TAXES	214-210	000	127.26
CHECK GENS 65196 TOTAL FOR FUND 703:								47,715.34
01/12/2017	GENS	65197	LIB 1619	LIBRARY FUND	CCT - LIBRARY	214-120	000	5,730.70
01/12/2017	GENS	65197	LIB 1619	LIBRARY FUND	CCT - LIBRARY PP	214-120	000	432.56
01/12/2017	GENS	65197	LIB 1619	LIBRARY FUND	CCT-IFT LIBRARY	214-220	000	19.63
CHECK GENS 65197 TOTAL FOR FUND 703:								6,182.89
01/12/2017	GENS	65198	OS 1619	CASCADE CHARTER TOWNSHIP	CCT OPEN SPACE PP	214-116	000	663.26
01/12/2017	GENS	65198	OS 1619	CASCADE CHARTER TOWNSHIP	CCT OPEN SPACE	214-116	000	8,787.44
01/12/2017	GENS	65198	OS 1619	CASCADE CHARTER TOWNSHIP	CCT OPEN SPACE IFT	214-216	000	30.12
CHECK GENS 65198 TOTAL FOR FUND 703:								9,480.82
01/12/2017	GENS	65199	PATH 1619	PATHWAYS FUND	CCT-PATHWAYS	214-100	000	15,225.88
01/12/2017	GENS	65199	PATH 1619	PATHWAYS FUND	CCT-PATHWAYS PP	214-100	000	1,149.17
01/12/2017	GENS	65199	PATH 1619	PATHWAYS FUND	CCT - IFT PATHWAYS	214-200	000	52.19
CHECK GENS 65199 TOTAL FOR FUND 703:								16,427.24
01/12/2017	GENS	65200	POL 1619	POLICE FUND	CCT-POLICE	214-105	000	17,541.47
01/12/2017	GENS	65200	POL 1619	POLICE FUND	CCT-POLICE PP	214-105	000	1,323.93
01/12/2017	GENS	65200	POL 1619	POLICE FUND	CCT - IFT POLICE	214-205	000	60.13
CHECK GENS 65200 TOTAL FOR FUND 703:								18,925.53
01/12/2017	GENS	65201	SA 1619	CASCADE CHARTER TOWNSHIP	CCT- SPECIAL 41-19-17-426-197	214-135	000	42.93
01/12/2017	GENS	65202	KDL 1619	KENT DISTRICT LIBRARY	KDL - TAXES	223-110	000	52,599.97
01/12/2017	GENS	65202	KDL 1619	KENT DISTRICT LIBRARY	KDL - IFT TAXES	223-210	000	167.66
CHECK GENS 65202 TOTAL FOR FUND 703:								52,767.63
01/19/2017	GENS	3760(A)	CAL 1620	CALEDONIA COMMUNITY SCHOOLS	CALEDONIA - OPERATING	225-410	000	67,347.38
01/19/2017	GENS	3760(A)	CAL 1620	CALEDONIA COMMUNITY SCHOOLS	CALEDONIA - INTEREST OPER	225-411	000	20.88
CHECK GENS 3760(A) TOTAL FOR FUND 703:								67,368.26
01/19/2017	GENS	3761(A)	CALD 1620	CALEDONIA COMMUNITY SCHOOLS	CALEDONIA - INTEREST	225-411	000	8.12
01/19/2017	GENS	3761(A)	CALD 1620	CALEDONIA COMMUNITY SCHOOLS	CALEDONIA - DEBT	225-420	000	34,837.34
CHECK GENS 3761(A) TOTAL FOR FUND 703:								34,845.46

02/03/2017 CHECK DISBURSEMENT REPORT FOR CASCADE CHARTER TOWNSHIP
CHECK DATE FROM 01/01/2017 - 01/31/2017
JANUARY 2017 PAYABLES, PAYROLL, AND TRANSFERS

Check Date	Bank	Check #	Invoice	Payee	Description	Account	Dept	Amount
01/19/2017	GENS	3762(A)	FHPS 1620	FOREST HILLS PUBLIC SCHOOLS	FHPS - OPERATING	225-110	000	63,728.26
01/19/2017	GENS	3762(A)	FHPS 1620	FOREST HILLS PUBLIC SCHOOLS	FHPS - INTEREST DEBT	225-111	000	41.84
01/19/2017	GENS	3762(A)	FHPS 1620	FOREST HILLS PUBLIC SCHOOLS	FHPS - INTEREST REC	225-111	000	5.50
01/19/2017	GENS	3762(A)	FHPS 1620	FOREST HILLS PUBLIC SCHOOLS	FHPS - DEBT	225-120	000	115,576.61
01/19/2017	GENS	3762(A)	FHPS 1620	FOREST HILLS PUBLIC SCHOOLS	FHPS - RECREATION	225-130	000	15,206.86
				CHECK GENS 3762(A) TOTAL FOR FUND 703:				194,559.07
01/19/2017	GENS	3763(A)	GRCC 1620	GRAND RAPIDS COMMUNITY COLLEGE	GRCC - TAXES	235-110	000	476.34
01/19/2017	GENS	3763(A)	GRCC 1620	GRAND RAPIDS COMMUNITY COLLEGE	GRCC - TAXES INTEREST	235-111	000	23.82
				CHECK GENS 3763(A) TOTAL FOR FUND 703:				500.16
01/19/2017	GENS	3764(A)	KC 1620	KENT COUNTY TREASURER	KENT COUNTY - OPERATING	222-110	000	1,141.31
01/19/2017	GENS	3764(A)	KC 1620	KENT COUNTY TREASURER	KENT COUNTY - INTEREST	222-111	000	57.08
01/19/2017	GENS	3764(A)	KC 1620	KENT COUNTY TREASURER	KENT COUNTY - JAIL	222-160	000	32,166.78
01/19/2017	GENS	3764(A)	KC 1620	KENT COUNTY TREASURER	KENT COUNTY - ZOO/MUSEUM	222-165	000	17,931.24
01/19/2017	GENS	3764(A)	KC 1620	KENT COUNTY TREASURER	KENT COUNTY - SENIOR	222-170	000	20,376.66
01/19/2017	GENS	3764(A)	KC 1620	KENT COUNTY TREASURER	KENT COUNTY - VETERAN'S MILLAGE	222-172	000	2,036.91
01/19/2017	GENS	3764(A)	KC 1620	KENT COUNTY TREASURER	KENT COUNTY DRAIN	222-180	000	113.94
				CHECK GENS 3764(A) TOTAL FOR FUND 703:				73,823.92
01/19/2017	GENS	3765(A)	SET 1620	KENT COUNTY TREASURER-SET	KENT COUNTY - INTEREST CALEDONIA	222-111	000	13.92
01/19/2017	GENS	3765(A)	SET 1620	KENT COUNTY TREASURER-SET	KENT COUNTY - INTEREST FHPS	222-111	000	66.07
01/19/2017	GENS	3765(A)	SET 1620	KENT COUNTY TREASURER-SET	CALEDONIA SET & OPERATING TAX (COUNTY)	228-001	000	278.39
01/19/2017	GENS	3765(A)	SET 1620	KENT COUNTY TREASURER-SET	FHPS SET & OPERATING TAX (COUNTY)	228-001	000	1,321.48
				CHECK GENS 3765(A) TOTAL FOR FUND 703:				1,679.86
01/19/2017	GENS	3766(A)	KISD 1620	KENT INTERMEDIATE SCHOOLS	KENT ISD - TAXES	234-110	000	1,277.30
01/19/2017	GENS	3766(A)	KISD 1620	KENT INTERMEDIATE SCHOOLS	KENT ISD - TAXES INTEREST	234-111	000	63.86
				CHECK GENS 3766(A) TOTAL FOR FUND 703:				1,341.16
01/19/2017	GENS	3767(A)	LOW 1620	LOWELL AREA SCHOOLS	LOWELL - OPERATING	226-110	000	148.50
01/19/2017	GENS	3767(A)	LOW 1620	LOWELL AREA SCHOOLS	LOWELL - DEBT	226-120	000	2,285.07
01/19/2017	GENS	3767(A)	LOW 1620	LOWELL AREA SCHOOLS	LOWELL BLDG/SITE	226-130	000	325.43
				CHECK GENS 3767(A) TOTAL FOR FUND 703:				2,759.00
01/19/2017	GENS	65214	FIRE 1620	CASCADE CHARTER TOWNSHIP	CCT - FIRE	214-115	000	52,161.54
01/19/2017	GENS	65214	FIRE 1620	CASCADE CHARTER TOWNSHIP	CCT - FIRE PP	214-115	000	1,438.21
				CHECK GENS 65214 TOTAL FOR FUND 703:				53,599.75
01/19/2017	GENS	65215	GF 1620	CASCADE CHARTER TWP	CCT - OPERATING TAXES	214-110	000	38,533.95
01/19/2017	GENS	65215	GF 1620	CASCADE CHARTER TWP	CCT - OPERATING TAXES PP	214-110	000	1,062.45
01/19/2017	GENS	65215	GF 1620	CASCADE CHARTER TWP	CCT - OVER/SHORT	214-112	000	0.20
01/19/2017	GENS	65215	GF 1620	CASCADE CHARTER TWP	CCT - STREET LIGHTS	214-140	000	1,087.58
01/19/2017	GENS	65215	GF 1620	CASCADE CHARTER TWP	CCT - ADMIN	214-155	000	5,733.57
				CHECK GENS 65215 TOTAL FOR FUND 703:				46,417.75
01/19/2017	GENS	65216	LIB 1620	CASCADE TOWNSHIP LIBRARY FUND	CCT - LIBRARY	214-120	000	5,948.38
01/19/2017	GENS	65216	LIB 1620	CASCADE TOWNSHIP LIBRARY FUND	CCT - LIBRARY PP	214-120	000	164.00
				CHECK GENS 65216 TOTAL FOR FUND 703:				6,112.38
01/19/2017	GENS	65217	OS 1620	CASCADE CHARTER TOWNSHIP	CCT OPEN SPACE	214-116	000	9,121.16
01/19/2017	GENS	65217	OS 1620	CASCADE CHARTER TOWNSHIP	CCT OPEN SPACE PP	214-116	000	251.44
				CHECK GENS 65217 TOTAL FOR FUND 703:				9,372.60
01/19/2017	GENS	65218	PATH 1620	PATHWAYS FUND	CCT-PATHWAYS	214-100	000	15,804.07
01/19/2017	GENS	65218	PATH 1620	PATHWAYS FUND	CCT-PATHWAYS PP	214-100	000	435.69
				CHECK GENS 65218 TOTAL FOR FUND 703:				16,239.76
01/19/2017	GENS	65219	POL 1620	POLICE FUND	CCT-POLICE	214-105	000	18,207.53

02/03/2017 CHECK DISBURSEMENT REPORT FOR CASCADE CHARTER TOWNSHIP
CHECK DATE FROM 01/01/2017 - 01/31/2017
JANUARY 2017 PAYABLES, PAYROLL, AND TRANSFERS

Check Date	Bank	Check #	Invoice	Payee	Description	Account	Dept	Amount
01/19/2017	GENS	65219	POL 1620	POLICE FUND	CCT-POLICE PP	214-105	000	501.99
				CHECK GENS 65219 TOTAL FOR FUND 703:				18,709.52
01/19/2017	GENS	65220	KDL 1620	KENT DISTRICT LIBRARY	KDL - TAXES	223-110	000	52,165.28
01/26/2017	GENS	3777(A)	CAL 1621	CALEDONIA COMMUNITY SCHOOLS	CALEDONIA - OPERATING	225-410	000	40,816.35
01/26/2017	GENS	3778(A)	CALD 1621	CALEDONIA COMMUNITY SCHOOLS	CALEDONIA - INTEREST	225-411	000	7.53
01/26/2017	GENS	3778(A)	CALD 1621	CALEDONIA COMMUNITY SCHOOLS	CALEDONIA - DEBT	225-420	000	24,466.72
				CHECK GENS 3778(A) TOTAL FOR FUND 703:				24,474.25
01/26/2017	GENS	3779(A)	FHPS 1621	FOREST HILLS PUBLIC SCHOOLS	FHPS - OPERATING	225-110	000	140,527.88
01/26/2017	GENS	3779(A)	FHPS 1621	FOREST HILLS PUBLIC SCHOOLS	FHPS - INTEREST DEBT	225-111	000	5.00
01/26/2017	GENS	3779(A)	FHPS 1621	FOREST HILLS PUBLIC SCHOOLS	FHPS - INTEREST OPER	225-111	000	0.57
01/26/2017	GENS	3779(A)	FHPS 1621	FOREST HILLS PUBLIC SCHOOLS	FHPS - INTEREST REC	225-111	000	0.66
01/26/2017	GENS	3779(A)	FHPS 1621	FOREST HILLS PUBLIC SCHOOLS	FHPS - DEBT	225-120	000	148,802.75
01/26/2017	GENS	3779(A)	FHPS 1621	FOREST HILLS PUBLIC SCHOOLS	FHPS - RECREATION	225-130	000	19,578.74
01/26/2017	GENS	3779(A)	FHPS 1621	FOREST HILLS PUBLIC SCHOOLS	FHPS - IFT DEBT	225-220	000	269.27
01/26/2017	GENS	3779(A)	FHPS 1621	FOREST HILLS PUBLIC SCHOOLS	FHPS - IFT RECREATION	225-230	000	35.43
				CHECK GENS 3779(A) TOTAL FOR FUND 703:				309,220.30
01/26/2017	GENS	3780(A)	GRCC 1621	GRAND RAPIDS COMMUNITY COLLEGE	GRCC - TAXES	235-110	000	130.90
01/26/2017	GENS	3780(A)	GRCC 1621	GRAND RAPIDS COMMUNITY COLLEGE	GRCC - TAXES INTEREST	235-111	000	6.55
				CHECK GENS 3780(A) TOTAL FOR FUND 703:				137.45
01/26/2017	GENS	3782(A)	KC 1621	KENT COUNTY TREASURER	KENT COUNTY - OPERATING	222-110	000	313.67
01/26/2017	GENS	3782(A)	KC 1621	KENT COUNTY TREASURER	KENT COUNTY - INTEREST	222-111	000	15.67
01/26/2017	GENS	3782(A)	KC 1621	KENT COUNTY TREASURER	KENT COUNTY - JAIL	222-160	000	36,962.36
01/26/2017	GENS	3782(A)	KC 1621	KENT COUNTY TREASURER	KENT COUNTY - ZOO/MUSEUM	222-165	000	20,604.52
01/26/2017	GENS	3782(A)	KC 1621	KENT COUNTY TREASURER	KENT COUNTY - SENIOR	222-170	000	23,414.52
01/26/2017	GENS	3782(A)	KC 1621	KENT COUNTY TREASURER	KENT COUNTY - VETERAN'S MILLAGE	222-172	000	2,340.58
01/26/2017	GENS	3782(A)	KC 1621	KENT COUNTY TREASURER	KENT COUNTY DRAIN	222-180	000	59.42
01/26/2017	GENS	3782(A)	KC 1621	KENT COUNTY TREASURER	KENT COUNTY - IFT JAIL	222-260	000	55.93
01/26/2017	GENS	3782(A)	KC 1621	KENT COUNTY TREASURER	KENT COUNTY - IFT ZOO/MUSEUM	222-265	000	31.17
01/26/2017	GENS	3782(A)	KC 1621	KENT COUNTY TREASURER	KENT COUNTY - IFT SENIOR	222-270	000	35.43
01/26/2017	GENS	3782(A)	KC 1621	KENT COUNTY TREASURER	KENT COUNTY - IFT VETERAN'S MILLAGE	222-272	000	3.54
				CHECK GENS 3782(A) TOTAL FOR FUND 703:				83,836.81
01/26/2017	GENS	3783(A)	SET 1621	KENT COUNTY TREASURER-SET	KENT COUNTY - INTEREST	222-111	000	21.99
01/26/2017	GENS	3783(A)	SET 1621	KENT COUNTY TREASURER-SET	CALEDONIA SET & OPERATING TAX (COUNTY)	228-001	000	258.00
01/26/2017	GENS	3783(A)	SET 1621	KENT COUNTY TREASURER-SET	FHPS SET & OPERATING TAX (COUNTY)	228-001	000	157.72
01/26/2017	GENS	3783(A)	SET 1621	KENT COUNTY TREASURER-SET	LOWELL SET & OPERATING TAX (COUNTY)	228-001	000	23.97
				CHECK GENS 3783(A) TOTAL FOR FUND 703:				461.68
01/26/2017	GENS	3784(A)	KISD 1621	KENT INTERMEDIATE SCHOOLS	KENT ISD - TAXES	234-110	000	351.03
01/26/2017	GENS	3784(A)	KISD 1621	KENT INTERMEDIATE SCHOOLS	KENT ISD - TAXES INTEREST	234-111	000	17.56
				CHECK GENS 3784(A) TOTAL FOR FUND 703:				368.59
01/26/2017	GENS	3785(A)	LOW 1621	LOWELL AREA SCHOOLS	LOWELL - OPERATING	226-110	000	2,699.00
01/26/2017	GENS	3785(A)	LOW 1621	LOWELL AREA SCHOOLS	LOWELL - INTEREST	226-111	000	2.59
01/26/2017	GENS	3785(A)	LOW 1621	LOWELL AREA SCHOOLS	LOWELL - DEBT	226-120	000	2,640.88
01/26/2017	GENS	3785(A)	LOW 1621	LOWELL AREA SCHOOLS	LOWELL BLDG/SITE	226-130	000	376.10
				CHECK GENS 3785(A) TOTAL FOR FUND 703:				5,718.57
01/26/2017	GENS	65250	FIRE 1621	CASCADE CHARTER TOWNSHIP	CCT - FIRE	214-115	000	45,983.72
01/26/2017	GENS	65250	FIRE 1621	CASCADE CHARTER TOWNSHIP	CCT - FIRE PP	214-115	000	15,606.85
01/26/2017	GENS	65250	FIRE 1621	CASCADE CHARTER TOWNSHIP	CCT - IFT FIRE	214-215	000	93.19
				CHECK GENS 65250 TOTAL FOR FUND 703:				61,683.76
01/26/2017	GENS	65251	GF 1621	CASCADE CHARTER TWP	CCT - OPERATING TAXES	214-110	000	33,970.07

02/03/2017

CHECK DISBURSEMENT REPORT FOR CASCADE CHARTER TOWNSHIP
 CHECK DATE FROM 01/01/2017 - 01/31/2017
 JANUARY 2017 PAYABLES, PAYROLL, AND TRANSFERS

Check Date	Bank	Check #	Invoice	Payee	Description	Account	Dept	Amount
01/26/2017	GENS	65251	GF 1621	CASCADE CHARTER TWP	CCT - OPERATING TAXES PP	214-110	000	11,529.48
01/26/2017	GENS	65251	GF 1621	CASCADE CHARTER TWP	CCT - STREET LIGHTS	214-140	000	1,379.58
01/26/2017	GENS	65251	GF 1621	CASCADE CHARTER TWP	CCT - ADMIN	214-155	000	6,922.00
01/26/2017	GENS	65251	GF 1621	CASCADE CHARTER TWP	CCT - IFT OPERATING TAXES	214-210	000	68.84
CHECK GENS 65251 TOTAL FOR FUND 703:								53,869.97
01/26/2017	GENS	65252	LIB 1621	LIBRARY FUND	CCT - LIBRARY PP	214-120	000	1,779.94
01/26/2017	GENS	65252	LIB 1621	LIBRARY FUND	CCT - LIBRARY	214-120	000	5,243.70
01/26/2017	GENS	65252	LIB 1621	LIBRARY FUND	CCT-IFT LIBRARY	214-220	000	10.62
CHECK GENS 65252 TOTAL FOR FUND 703:								7,034.26
01/26/2017	GENS	65253	OS 1621	CASCADE CHARTER TOWNSHIP	CCT OPEN SPACE	214-116	000	8,040.79
01/26/2017	GENS	65253	OS 1621	CASCADE CHARTER TOWNSHIP	CCT OPEN SPACE PP	214-116	000	2,729.21
01/26/2017	GENS	65253	OS 1621	CASCADE CHARTER TOWNSHIP	CCT OPEN SPACE IFT	214-216	000	16.29
CHECK GENS 65253 TOTAL FOR FUND 703:								10,786.29
01/26/2017	GENS	65254	PATH 1621	PATHWAYS FUND	CCT-PATHWAYS	214-100	000	13,932.31
01/26/2017	GENS	65254	PATH 1621	PATHWAYS FUND	CCT-PATHWAYS PP	214-100	000	4,728.72
01/26/2017	GENS	65254	PATH 1621	PATHWAYS FUND	CCT - IFT PATHWAYS	214-200	000	28.23
CHECK GENS 65254 TOTAL FOR FUND 703:								18,689.26
01/26/2017	GENS	65255	POL 1621	POLICE FUND	CCT-POLICE	214-105	000	16,051.14
01/26/2017	GENS	65255	POL 1621	POLICE FUND	CCT-POLICE PP	214-105	000	5,447.85
01/26/2017	GENS	65255	POL 1621	POLICE FUND	CCT - IFT POLICE	214-205	000	32.53
CHECK GENS 65255 TOTAL FOR FUND 703:								21,531.52
01/26/2017	GENS	65256	KDL 1621	KENT DISTRICT LIBRARY	KDL - TAXES	223-110	000	59,942.21
01/26/2017	GENS	65256	KDL 1621	KENT DISTRICT LIBRARY	KDL - IFT TAXES	223-210	000	90.70
CHECK GENS 65256 TOTAL FOR FUND 703:								60,032.91
01/26/2017	GENS	65257	MI 1621	STATE OF MICHIGAN	IFT SET & OPER TAX FHPS OPER	228-201	000	637.75
Total for department 000:								8,176,269.84
Total for fund 703 CURRENT TAX COLLECTION FUND								8,176,269.84
TOTAL - ALL FUNDS								8,488,543.28

*#-INDICATES CHECK DISTRIBUTED TO MORE THAN ONE FUND

*#-INDICATES CHECK DISTRIBUTED TO MORE THAN ONE DEPARTMENT

Transactions Log for Payroll Deductions
MONTH ENDING: JANUARY 2017

Direct Deposit

Date Submitted	<u>1-10-17</u>	Transaction#	<u>1282919</u>	Amount	<u>56,532.44</u>
Date Submitted	<u>1-24-17</u>	Transaction#	<u>1293122</u>	Amount	<u>50,955.08</u>
Date Submitted	_____	Transaction#	_____	Amount	_____

Deferred Comp

Date Submitted	<u>01-09-17</u>	Transaction#	<u>GBCWU</u>	Amount	<u>953.03</u>
Date Submitted	<u>01-23-17</u>	Transaction#	<u>G3GXA</u>	Amount	<u>953.03</u>
Date Submitted	_____	Transaction#	_____	Amount	_____

Payroll Taxes

Date Submitted	<u>1-10-17</u>	Transaction#	<u>21251017</u>	Amount	<u>28,945.85</u>
Date Submitted	<u>1-24-17</u>	Transaction#	<u>44553118</u>	Amount	<u>24,699.18</u>
Date Submitted	_____	Transaction#	_____	Amount	_____

HSA

Date Submitted	<u>1-10-17</u>	Transaction#	<u>1282936</u>	Amount	<u>2693.00</u>
Date Submitted	<u>1-24-17</u>	Transaction#	<u>1293147</u>	Amount	<u>2793.00</u>
Date Submitted	_____	Transaction#	_____	Amount	_____

ICMA RC

Date Submitted	<u>1-10-17</u>	Transaction#	<u>1282923</u>	Amount	<u>541.00</u>
Date Submitted	<u>1-24-17</u>	Transaction#	<u>1293140</u>	Amount	<u>541.00</u>
Date Submitted	_____	Transaction#	_____	Amount	_____

MERS

Date Submitted	<u>1-24-17</u>	Transaction#	<u>00065847-2</u>	Amount	<u>32,302.50</u>
----------------	----------------	--------------	-------------------	--------	------------------

Monthly Check Register - Gross

Date Submitted	<u>1-24-17</u>	Amount	<u>312,147.37</u>
----------------	----------------	--------	-------------------

Clerk's Office
Date 1-24-17

TOWNSHIP BOARD MEMORANDUM

To: Cascade Charter Township Board

From: Sandra Korhorn, DDA/Economic Development Director *SKK*

Subject: Consider Approval of Bid for the Thornapple River Dr. Utility/Road Project

Meeting Date: February 8, 2017

Cascade Township received bids on January 24 for the above referenced project. We had a nice turnout for the bid opening with 13 contractors submitting bids.

The three low bids came in as follows:

Contractor	Price
Kamminga & Roodvoets, Inc. (K&R)	\$623,476.50
Montgomery Excavating, Inc.	\$634,773.75
My-Con Inc.	\$660,816.00

The low bidder, K&R, recently completed the village road projects and the 28th St sidewalk from Hotel Ave. to Drury Hotel in the Township. Mike Berrevoets from Fishbeck, Thompson, Carr & Huber reviewed the bids and is recommending the project be awarded to K&R.



January 30, 2017
Project No. G150788CD

Mr. Ben Swayze
Cascade Charter Township
2865 Thornhills Avenue, SE
Grand Rapids, MI 49546-7192

Re: Thornapple River Drive Utility Extension
Executed Contract Documents

Dear Ben:

On January 24, 2017, we received bids for the referenced project. The three low bids are:

Kamminga & Roodvoets, Inc. (K&R)	\$623,476.50
Montgomery Excavating, Inc.	\$634,773.75
My-Con Inc.	\$660,816.00

Fishbeck, Thompson, Carr & Huber, Inc. (FTCH) has reviewed the bids and discussed the project with Mr. Tim Bergstrom of Kamminga & Roodvoets, Inc. We recommend the project be awarded to K&R.

Enclosed for your execution is a Notice of Award. Please sign, date, and return both copies to FTCH to my attention. Once received, we will assemble the Executed Contract Documents with the Contractor's bonds and insurance documents. The bid tabulation is also enclosed.

If you have any questions or require additional information, please contact me at 616.464.3927.

Sincerely,

FISHBECK, THOMPSON, CARR & HUBER, INC.

Michael L. Berrevoets, PE

jc2

Enclosures

By email

cc: Mr. Tim Bergstrom – K&R

SECTION 00 51 00 - NOTICE OF AWARD

Dated January 30, 2017

TO: Kamminga & Roodvoets, Inc.
3435 Broadmoor, SE
Grand Rapids, MI 49512

CONTRACT: Thornapple River Drive Utility Extension
Cascade Charter Township, MI
G150788CD

You are notified that your Bid dated January 24, 2017, for the above Contract has been considered. You are the Successful Bidder and are awarded a Contract for the Thornapple River Drive Utility Extension. The Contract Price of your Contract is Six Hundred Twenty-Three Thousand Four Hundred Seventy-Six and 50/100 Dollars (\$623,476.50). Two copies of the proposed Contract Documents as identified in the Agreement accompany this Notice of Award.

You must comply with the following conditions precedent within 10 days of the date of this Notice of Award, that is by February 22, 2017.

1. Deliver to the Owner two fully executed counterparts of the Contract Documents which accompany this Notice of Award, each of which must bear your signature at the designated location.
2. Deliver with the Executed Contract Documents the Contract security (bonds) as specified in the Instructions to Bidders (Article 20), the General Conditions (Paragraph 5.01), and the Supplementary Conditions (Paragraph SC-5.02).
3. Deliver with the Executed Contract Documents the insurance documents as specified in the General Conditions (Article 5) and the Supplementary Conditions (Article SC-5).
4. List other conditions precedent

Failure to comply with these conditions within the time specified will entitle Owner to consider you in default, annul this Notice of Award, and declare your Bid security forfeited.

Within 10 days after you comply with the above conditions, Owner will return to you one fully executed counterpart of the Contract Documents.

Cascade Charter Township

By: _____
(Authorized Signature)

(Name and Title)

*Typed or printed in ink

Copy to Engineer

END OF SECTION 00 51 00

THIS PAGE INTENTIONALLY LEFT BLANK